

# FY 2022-2023 Performance Evaluation System Report

---

LOUISIANA STATE CIVIL SERVICE

Byron P. Decoteau, Jr.  
Director  
Louisiana State Civil Service



**STATECIVILSERVICE**

# Table of Contents

Statewide Summary .....	1
Department of Agriculture and Forestry.....	2
Department of Children and Family Services .....	4
Department of Corrections .....	6
Department of Economic Development .....	18
Department of Education .....	21
Department of Environmental Quality.....	23
Department of Insurance .....	25
Department of Natural Resources .....	27
Department of Public Safety .....	30
Department of Revenue.....	40
State Civil Service Agencies .....	43
Department of Treasury .....	47
Department of Wildlife and Fisheries .....	49
Department of Culture, Recreation and Tourism .....	54
Department of Transportation and Development/Sabine River Auth/LAPELS.....	61
Division of Administration .....	66
Education – Other .....	73
Executive Department/Boards.....	79
Higher Education.....	103
Housing Authorities .....	137
Louisiana Department of Health .....	198
Louisiana Health Care Services Division.....	227
Louisiana Workforce Commission.....	230
Office of Juvenile Justice .....	234
Ports, Levees Boards, Fresh Water Districts.....	236
Public Service Commission .....	256
Retirement Systems.....	258
Secretary of State.....	263
Veterans Affairs.....	265
List of individual agencies who reported.....	272
List of individual agencies with employee count who did not report.....	278

# FY22-23 Performance Evaluation System Report

In accordance with Civil Service Rule 10.10(b), state agencies are required to submit an annual Performance Evaluation System (PES) report to the Director of State Civil Service. The evaluations reported in this document are for the fiscal year (FY) which ended June 30, 2023.

The documents which are included in this report are as follows:

## Statewide Summary Reports

The statewide summary report provides statistical information for all major departments, which reported PES information to State Civil Service for FY 2022-2023. It details the following:

- number of employees that were rated;
- number of employees that were rated “Exceptional”;
- number of employees that were rated “Successful”;
- number of employees that were rated “Needs Improvement/Unsuccessful”;
- number of employees that were “Not Evaluated”; and
- number of employees that were “Unrated”.

The summary report also includes a graphical depiction of PES ratings for FY 2022-2023.

## Major Agency Reports

These reports provide the statistical data by major department and by individual agency. For example, the summary for the Department of Corrections includes all prisons, which fall under Corrections, including the Office of Adult Probation and Parole as well as Prison Enterprises. In addition, the report includes the PES data from each agency. Each major department summary includes the same categories of information as the Statewide Summary Report.

## Statewide Unrated Evaluations for Fiscal Year 2022-2023

For FY 2022-2023, there was a 0.06% increase in the statewide percentage of unrated employees, which was reported as 0.60% for FY 2021-2022. The overall “Unrated” percentage was 0.66% of 34,596 classified employees for whom ratings were reported in FY 2022-2023, and total number of ratings conducted represents 1,712 more employees for which evaluations were conducted than in FY 2021-2022.

## Unrated Category

The “Unrated” category reflects the number of employees for which an official evaluation as defined in Chapter 10 of the State Civil Service rules was conducted in violation of the rule. For example, any rating conducted outside of the specified time parameters established in Chapter 10 would constitute a rule violation, thereby resulting in an evaluation of “Unrated” for the employee.

## Not Evaluated Category

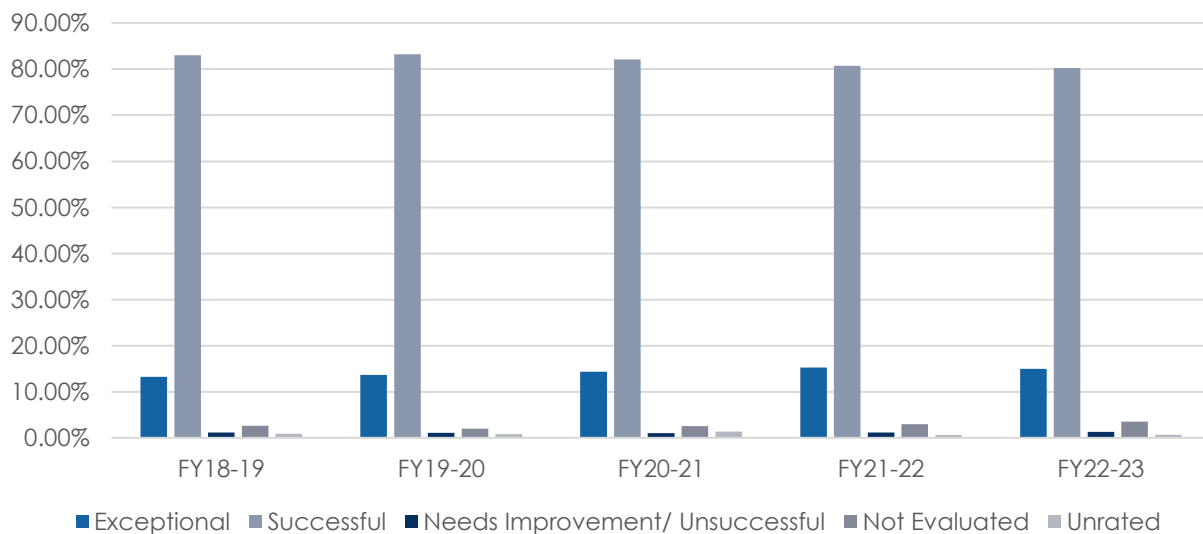
The “Not Evaluated” category allows for the evaluation of employees who transferred between agencies or were hired near the end of the evaluation year. This category provides a mechanism for supervisors to assign an evaluation without penalty when an employee has worked at the new agency fewer than three months within the performance evaluation year, and the appointing authority has determined that an insufficient amount of time has elapsed to conduct an adequate evaluation of the new employee. The “Not Evaluated” category is distinguished from the “Unrated” evaluations which are used when violations of Chapter 10 of the State Civil Service Rules occur.

## Agencies Not Reporting

All state agencies with classified employees reported PES data for FY 2022-2023.

# Performance Evaluations – 5-Year Trend

The chart below depicts the Statewide Summary over the last five fiscal years.



Trend of Statewide Performance Evaluations					
	FY18-19	FY19-20	FY20-21	FY21-22	FY22-23
<b>Exceptional</b>	13.25%	13.65%	14.32%	15.22%	14.98%
<b>Successful</b>	83.00%	83.26%	82.12%	80.71%	80.26%
<b>Needs Improvement/ Unsuccessful</b>	1.17%	1.09%	0.99%	1.13%	1.27%
<b>Not Evaluated</b>	2.58%	2.00%	2.57%	2.94%	3.50%
<b>Unrated</b>	0.87%	0.83%	1.36%	0.60%	0.66%

## CONTACT INFORMATION

BYRON P. DECOTEAU, JR.,  
MSHLD  
DIRECTOR

CHRIS DEER, CCP  
DEPUTY DIRECTOR

NICOLE TUCKER, MBA  
CHIEF OPERATING  
OFFICER

225.342.8272  
byron.decoteau@la.gov

225.219.9424  
chris.deer@la.gov

225.342.8264  
nicole.tucker@la.gov

## State Civil Service

P.O. Box 94111  
Baton Rouge, LA 70804-9111  
225.342.8274  
[www.civilservice.la.gov](http://www.civilservice.la.gov)



**STATECIVILSERVICE**



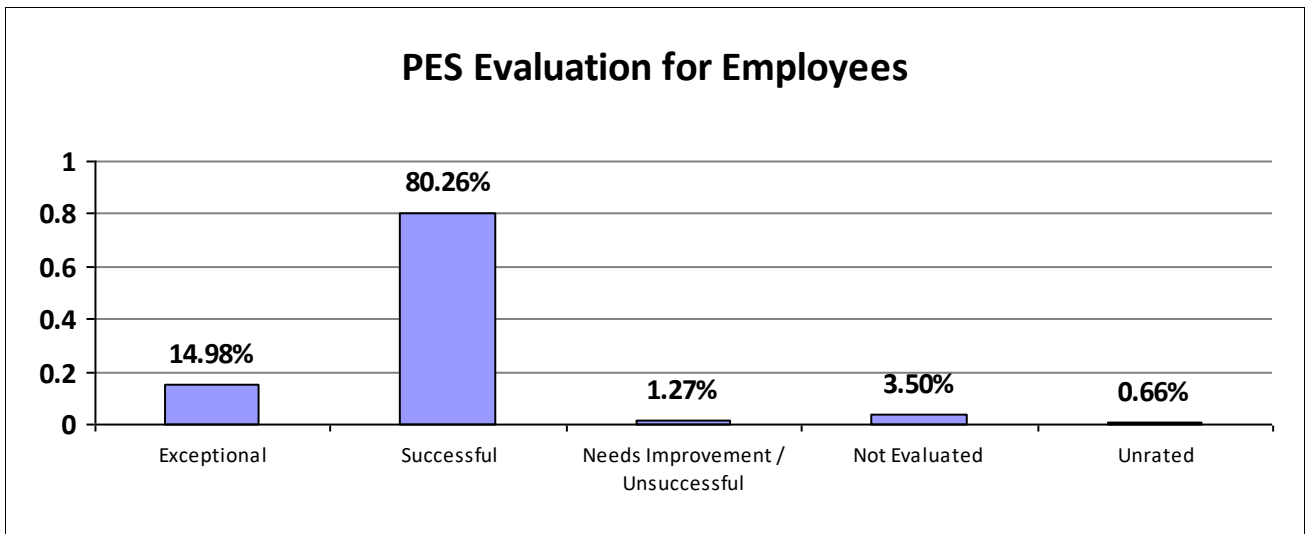
State of Louisiana

STATE CIVIL SERVICE

PES Annual Report - Fiscal Year 2022-2023

STATEWIDE

Performance Year 07/01/2022 - 06/30/2023	Total # of Employees	Total %
Number of employees that were rated	34,596	100%
Number of employees that were rated Exceptional	5,182	14.98%
Number of employees that were rated Successful	27,766	80.26%
Number of employees that were rated Needs Improvement/Unsuccessful	438	1.27%
Number of employees that were Not Evaluated	1,210	3.50%
Number of employees that were Unrated	229	0.66%



Information contained within this report reflects unaudited data provided directly to the Louisiana Department of State Civil Service by each state agency. Inconsistencies found throughout the report may be attributed to personnel changes not properly reflected in the agency's human resources information system during the performance evaluation period.



State of Louisiana

STATE CIVIL SERVICE

PES Annual Report - Fiscal Year 2022-2023

**Major Department: DEPARTMENT OF AGRICULTURE AND FORESTRY**

<b>Performance Year 07/01/2022 - 06/30/2023</b>	<b>Total # of Employees</b>	<b>Total %</b>
Number of employees that were rated	523	100%
Number of employees that were unrated	0	0%
Number of employees that were rated Exceptional	67	13%
Number of employees that were rated Successful	445	85.09%
Number of employees that were rated Needs Improvement / Unsuccessful	1	0%
Number of employees that were rated Not Evaluated	10	1.91%
Number of employees that were rated Unrated	0	0%

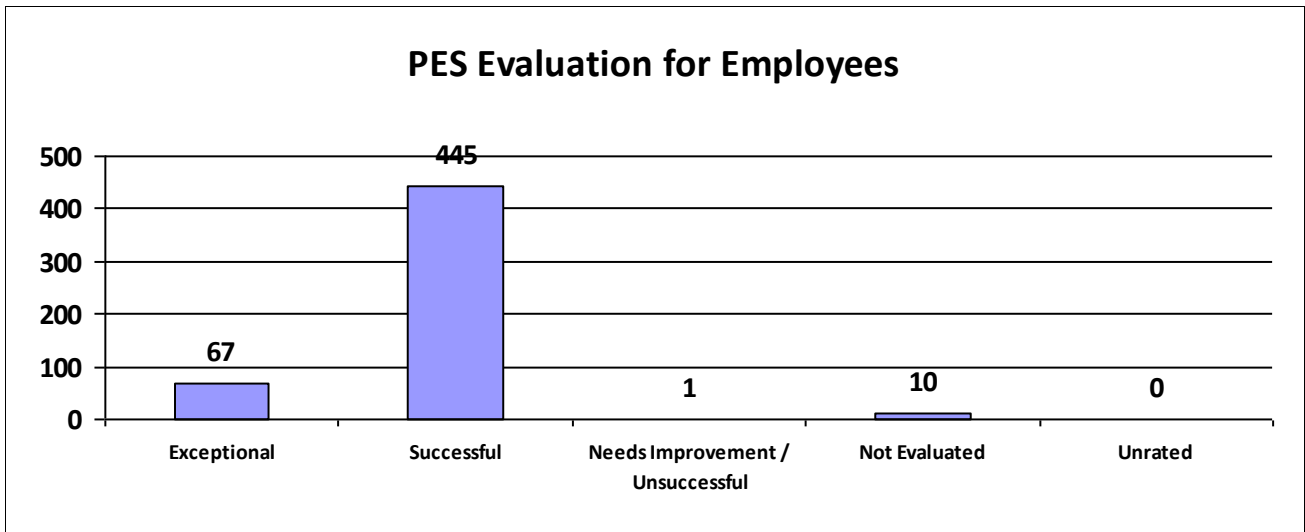
Information contained within this report reflects unaudited data provided directly to the Louisiana Department of State Civil Service by each state agency. Inconsistencies found throughout the report may be attributed to personnel changes not properly reflected in the agency's human resources information system during the performance evaluation period.



**State of Louisiana**  
**STATE CIVIL SERVICE**  
*PES Annual Report - Fiscal Year 2022-2023*

**Agency: DAF-Agriculture & Forestry**

Performance Year 07/01/2022 - 06/30/2023	Total # of Employees	Total %
Number of employees that were rated	523	100%
Number of employees that were unrated	0	0%



Information contained within this report reflects unaudited data provided directly to the Louisiana Department of State Civil Service by each state agency. Inconsistencies found throughout the report may be attributed to personnel changes not properly reflected in the agency's human resources information system during the performance evaluation period.





State of Louisiana

STATE CIVIL SERVICE

PES Annual Report - Fiscal Year 2022-2023

**Major Department: DEPARTMENT OF CHILDREN & FAMILY SERVICES**

<b>Performance Year 07/01/2022 - 06/30/2023</b>	<b>Total # of Employees</b>	<b>Total %</b>
Number of employees that were rated	3,535	100%
Number of employees that were unrated	80	2.26%
Number of employees that were rated Exceptional	142	4%
Number of employees that were rated Successful	3,183	90.04%
Number of employees that were rated Needs Improvement / Unsuccessful	28	1%
Number of employees that were rated Not Evaluated	182	5.15%
Number of employees that were rated Unrated	80	2%

Information contained within this report reflects unaudited data provided directly to the Louisiana Department of State Civil Service by each state agency. Inconsistencies found throughout the report may be attributed to personnel changes not properly reflected in the agency's human resources information system during the performance evaluation period.



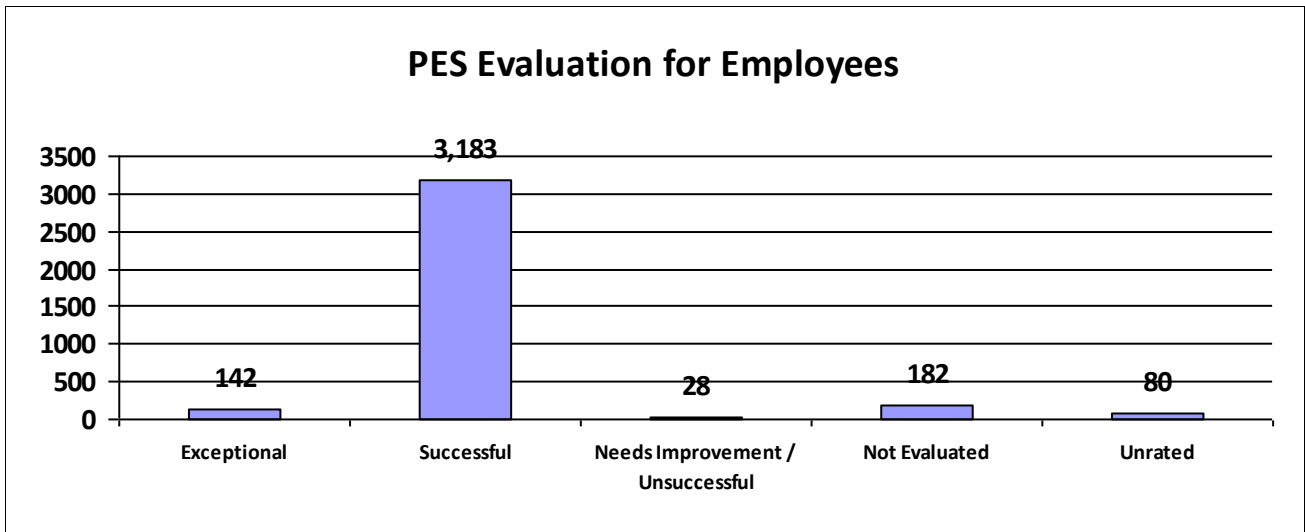
State of Louisiana

STATE CIVIL SERVICE

PES Annual Report - Fiscal Year 2022-2023

Agency: DCFS-Off of Children & Family Services

Performance Year 07/01/2022 - 06/30/2023	Total # of Employees	Total %
Number of employees that were rated	3,535	100%
Number of employees that were unrated	80	2%



Information contained within this report reflects unaudited data provided directly to the Louisiana Department of State Civil Service by each state agency. Inconsistencies found throughout the report may be attributed to personnel changes not properly reflected in the agency's human resources information system during the performance evaluation period.



State of Louisiana

STATE CIVIL SERVICE

PES Annual Report - Fiscal Year 2022-2023

**Major Department: DEPARTMENT OF CORRECTIONS**

<b>Performance Year 07/01/2022 - 06/30/2023</b>	<b>Total # of Employees</b>	<b>Total %</b>
Number of employees that were rated	4,302	100%
Number of employees that were unrated	0	0%
Number of employees that were rated Exceptional	948	22%
Number of employees that were rated Successful	3,152	73.27%
Number of employees that were rated Needs Improvement / Unsuccessful	31	1%
Number of employees that were rated Not Evaluated	171	3.97%
Number of employees that were rated Unrated	0	0%

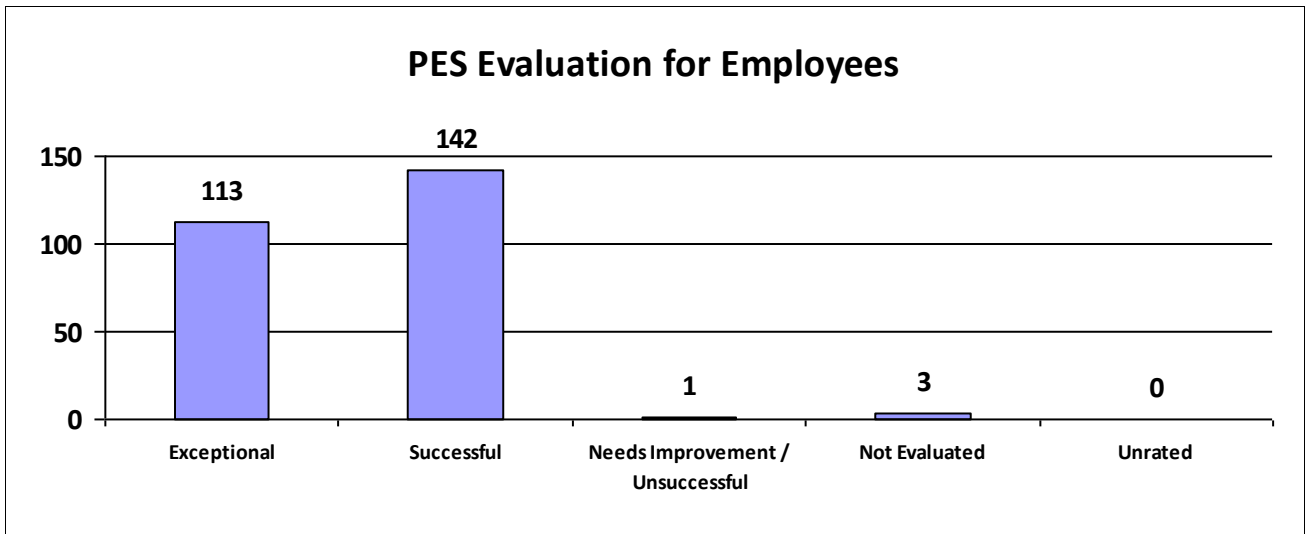
Information contained within this report reflects unaudited data provided directly to the Louisiana Department of State Civil Service by each state agency. Inconsistencies found throughout the report may be attributed to personnel changes not properly reflected in the agency's human resources information system during the performance evaluation period.



**State of Louisiana**  
**STATE CIVIL SERVICE**  
*PES Annual Report - Fiscal Year 2022-2023*

**Agency: DOC-Administration**

Performance Year 07/01/2022 - 06/30/2023	Total # of Employees	Total %
Number of employees that were rated	259	100%
Number of employees that were unrated	0	0%



Information contained within this report reflects unaudited data provided directly to the Louisiana Department of State Civil Service by each state agency. Inconsistencies found throughout the report may be attributed to personnel changes not properly reflected in the agency's human resources information system during the performance evaluation period.



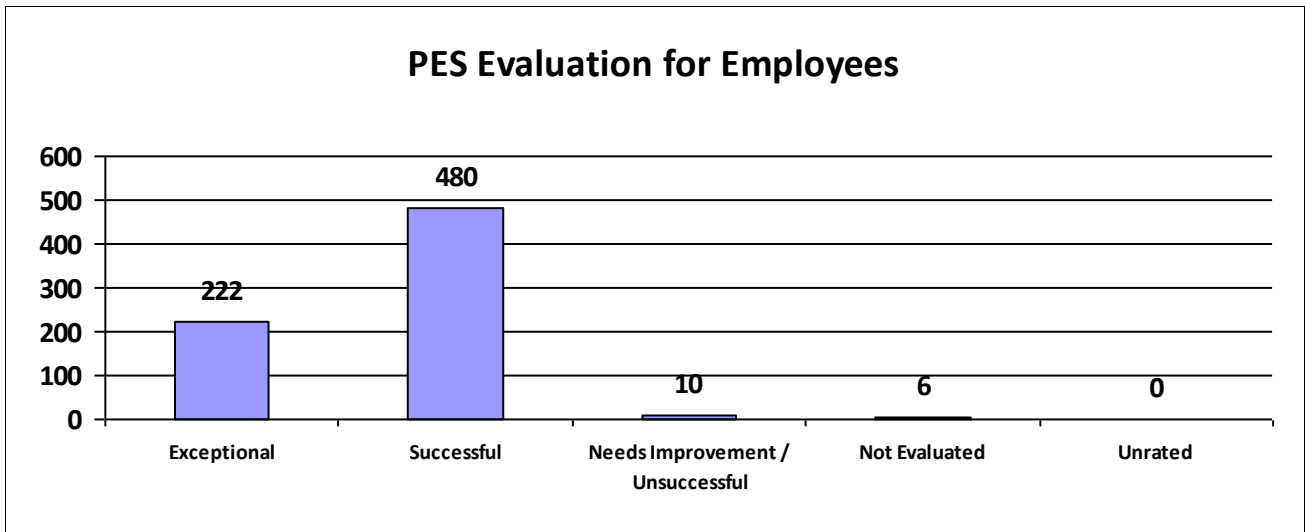
State of Louisiana

STATE CIVIL SERVICE

PES Annual Report - Fiscal Year 2022-2023

Agency: DOC-Adult Probation and Parole

Performance Year 07/01/2022 - 06/30/2023	Total # of Employees	Total %
Number of employees that were rated	718	100%
Number of employees that were unrated	0	0%



Information contained within this report reflects unaudited data provided directly to the Louisiana Department of State Civil Service by each state agency. Inconsistencies found throughout the report may be attributed to personnel changes not properly reflected in the agency's human resources information system during the performance evaluation period.



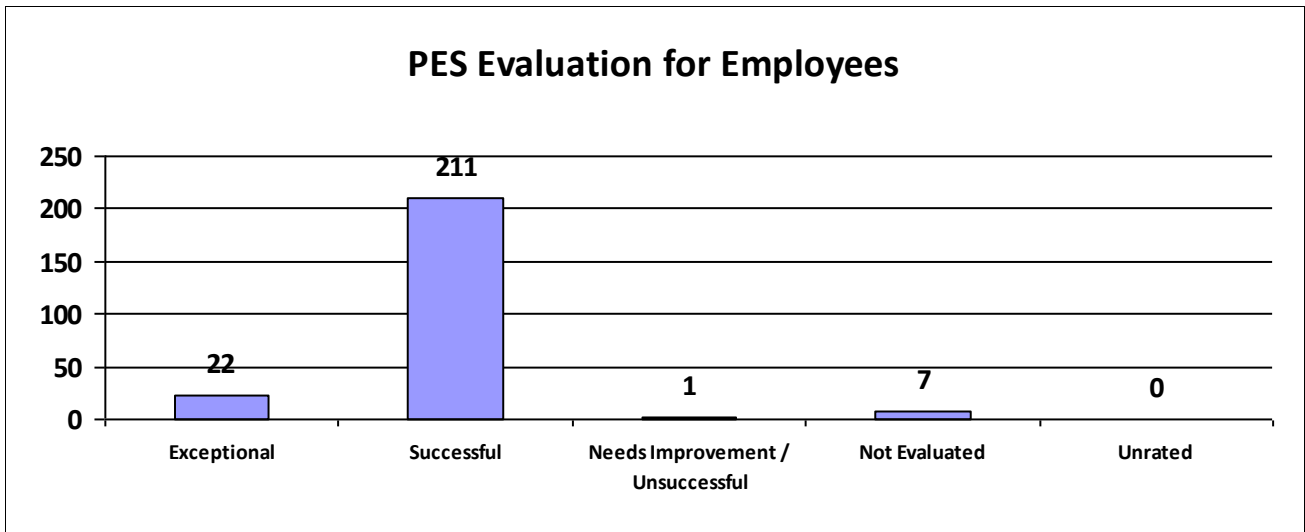
State of Louisiana

STATE CIVIL SERVICE

PES Annual Report - Fiscal Year 2022-2023

Agency: DOC-Allen Correctional Centr

Performance Year 07/01/2022 - 06/30/2023	Total # of Employees	Total %
Number of employees that were rated	241	100%
Number of employees that were unrated	0	0%



Information contained within this report reflects unaudited data provided directly to the Louisiana Department of State Civil Service by each state agency. Inconsistencies found throughout the report may be attributed to personnel changes not properly reflected in the agency's human resources information system during the performance evaluation period.



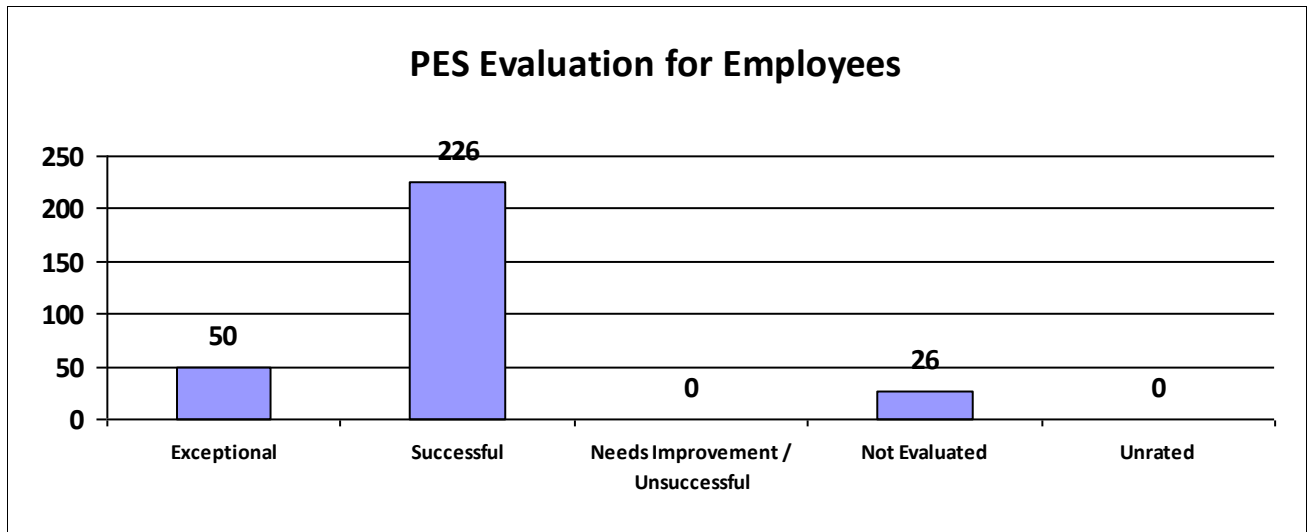
State of Louisiana

STATE CIVIL SERVICE

PES Annual Report - Fiscal Year 2022-2023

Agency: DOC-David Wade Correction Ctr

Performance Year 07/01/2022 - 06/30/2023	Total # of Employees	Total %
Number of employees that were rated	302	100%
Number of employees that were unrated	0	0%



Information contained within this report reflects unaudited data provided directly to the Louisiana Department of State Civil Service by each state agency. Inconsistencies found throughout the report may be attributed to personnel changes not properly reflected in the agency's human resources information system during the performance evaluation period.



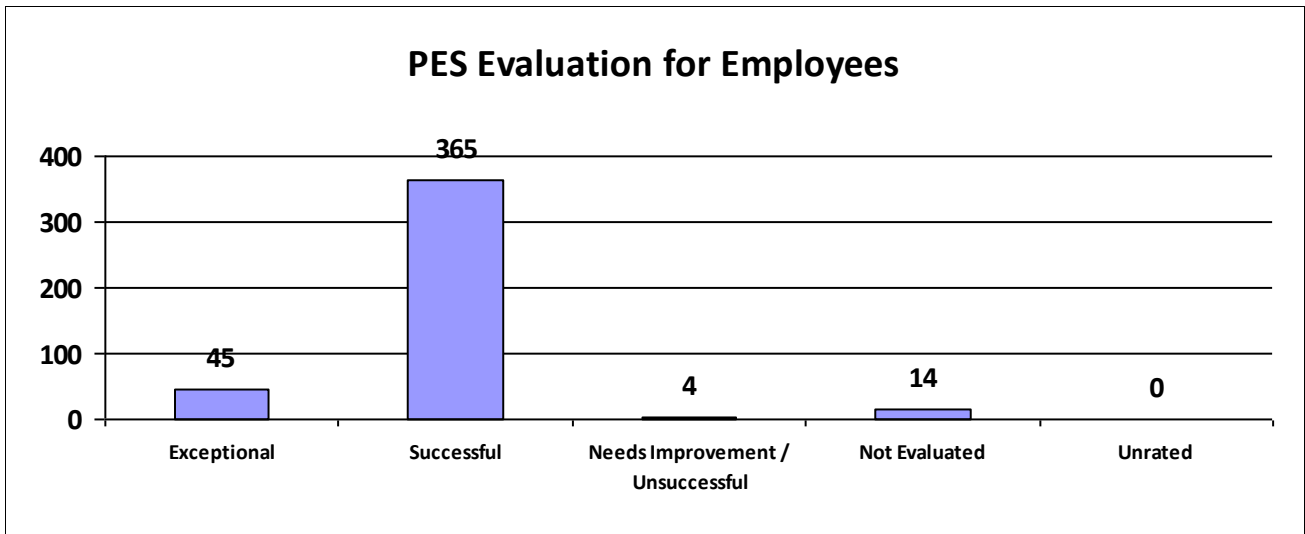
State of Louisiana

STATE CIVIL SERVICE

PES Annual Report - Fiscal Year 2022-2023

Agency: DOC-Dixon Correctional Inst

Performance Year 07/01/2022 - 06/30/2023	Total # of Employees	Total %
Number of employees that were rated	428	100%
Number of employees that were unrated	0	0%



Information contained within this report reflects unaudited data provided directly to the Louisiana Department of State Civil Service by each state agency. Inconsistencies found throughout the report may be attributed to personnel changes not properly reflected in the agency's human resources information system during the performance evaluation period.





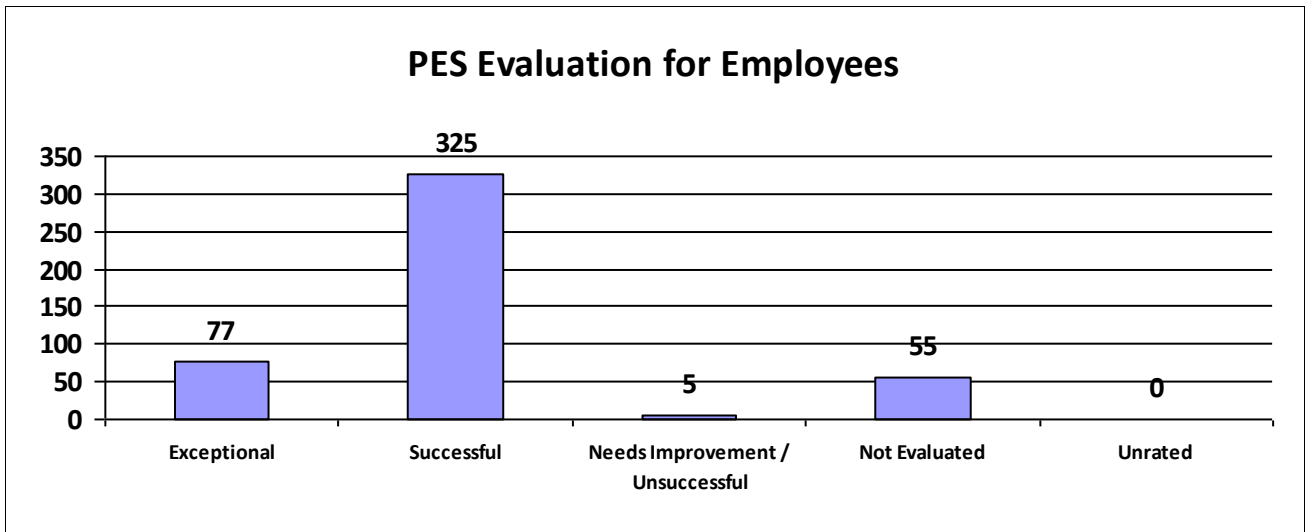
State of Louisiana

STATE CIVIL SERVICE

PES Annual Report - Fiscal Year 2022-2023

Agency: DOC-Elayn Hunt Correction Ctr

Performance Year 07/01/2022 - 06/30/2023	Total # of Employees	Total %
Number of employees that were rated	462	100%
Number of employees that were unrated	0	0%



Information contained within this report reflects unaudited data provided directly to the Louisiana Department of State Civil Service by each state agency. Inconsistencies found throughout the report may be attributed to personnel changes not properly reflected in the agency's human resources information system during the performance evaluation period.



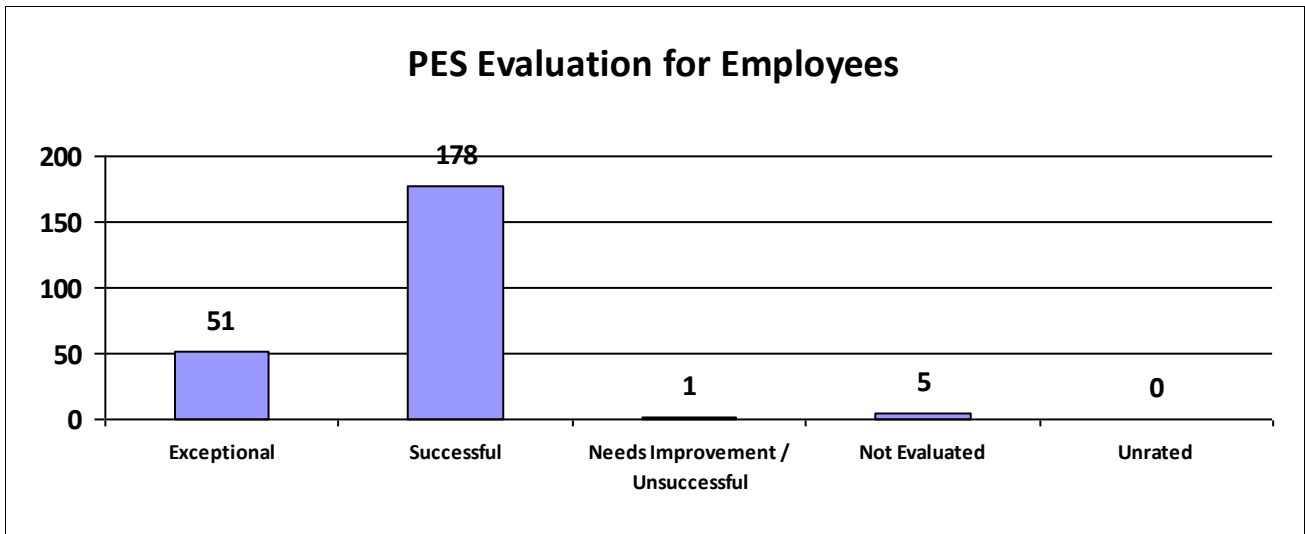
State of Louisiana

STATE CIVIL SERVICE

PES Annual Report - Fiscal Year 2022-2023

Agency: DOC-La Correctional Inst Women

Performance Year 07/01/2022 - 06/30/2023	Total # of Employees	Total %
Number of employees that were rated	235	100%
Number of employees that were unrated	0	0%



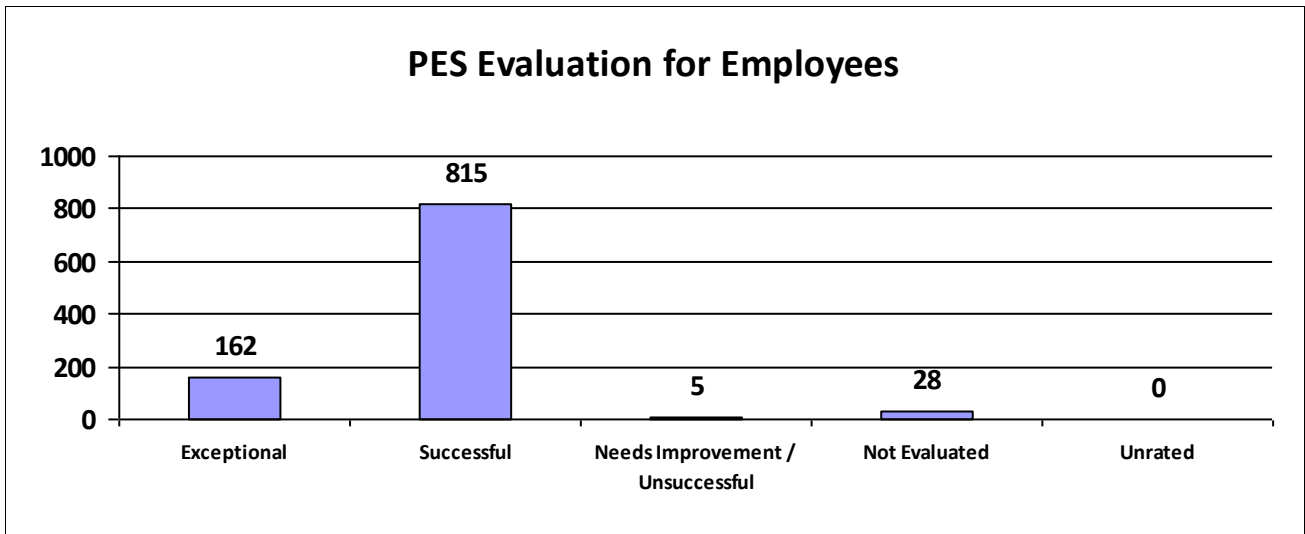
Information contained within this report reflects unaudited data provided directly to the Louisiana Department of State Civil Service by each state agency. Inconsistencies found throughout the report may be attributed to personnel changes not properly reflected in the agency's human resources information system during the performance evaluation period.



**State of Louisiana**  
**STATE CIVIL SERVICE**  
*PES Annual Report - Fiscal Year 2022-2023*

**Agency: DOC-La State Penitentiary**

Performance Year 07/01/2022 - 06/30/2023	Total # of Employees	Total %
Number of employees that were rated	1,010	100%
Number of employees that were unrated	0	0%



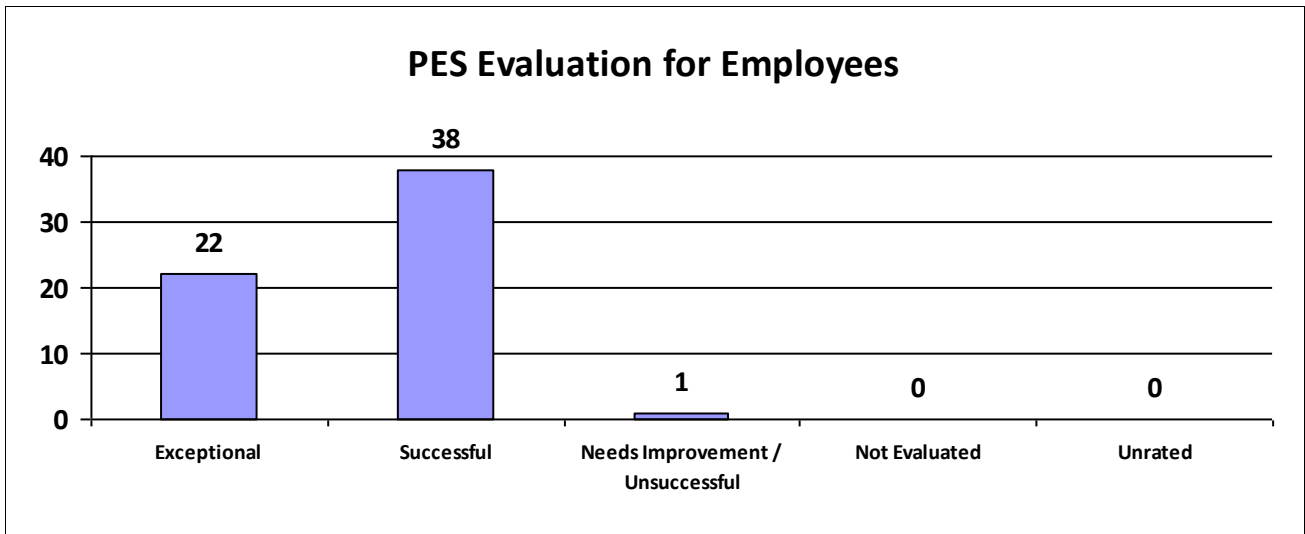
Information contained within this report reflects unaudited data provided directly to the Louisiana Department of State Civil Service by each state agency. Inconsistencies found throughout the report may be attributed to personnel changes not properly reflected in the agency's human resources information system during the performance evaluation period.



**State of Louisiana**  
**STATE CIVIL SERVICE**  
*PES Annual Report - Fiscal Year 2022-2023*

**Agency: DOC-Prison Enterprises**

Performance Year 07/01/2022 - 06/30/2023	Total # of Employees	Total %
Number of employees that were rated	61	100%
Number of employees that were unrated	0	0%



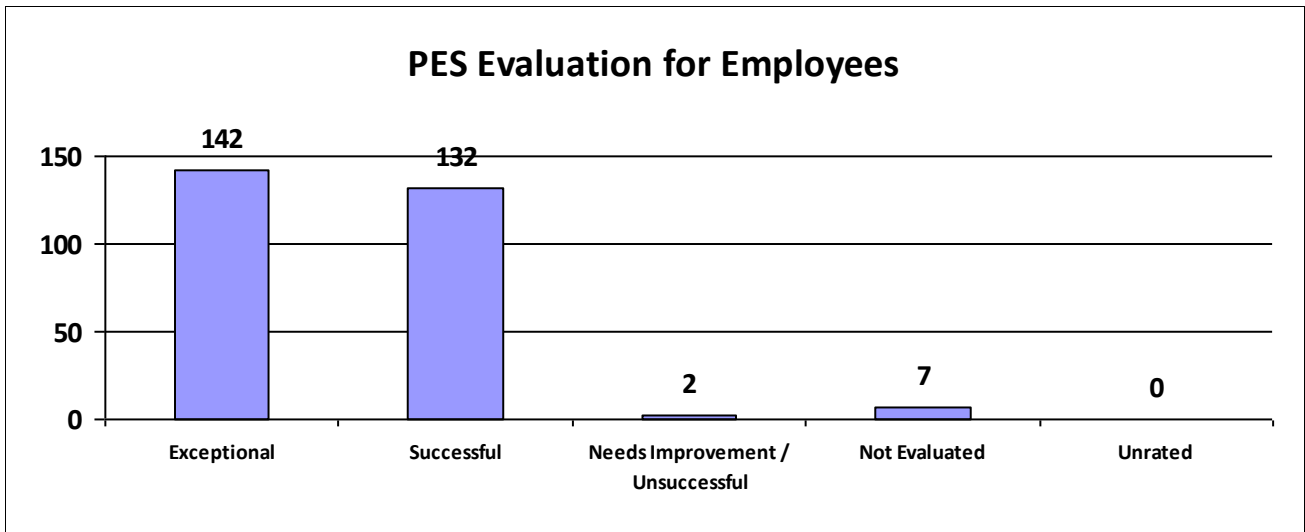
Information contained within this report reflects unaudited data provided directly to the Louisiana Department of State Civil Service by each state agency. Inconsistencies found throughout the report may be attributed to personnel changes not properly reflected in the agency's human resources information system during the performance evaluation period.



**State of Louisiana**  
**STATE CIVIL SERVICE**  
*PES Annual Report - Fiscal Year 2022-2023*

**Agency: DOC-Rayburn Correctional Ctr**

Performance Year 07/01/2022 - 06/30/2023	Total # of Employees	Total %
Number of employees that were rated	283	100%
Number of employees that were unrated	0	0%



Information contained within this report reflects unaudited data provided directly to the Louisiana Department of State Civil Service by each state agency. Inconsistencies found throughout the report may be attributed to personnel changes not properly reflected in the agency's human resources information system during the performance evaluation period.



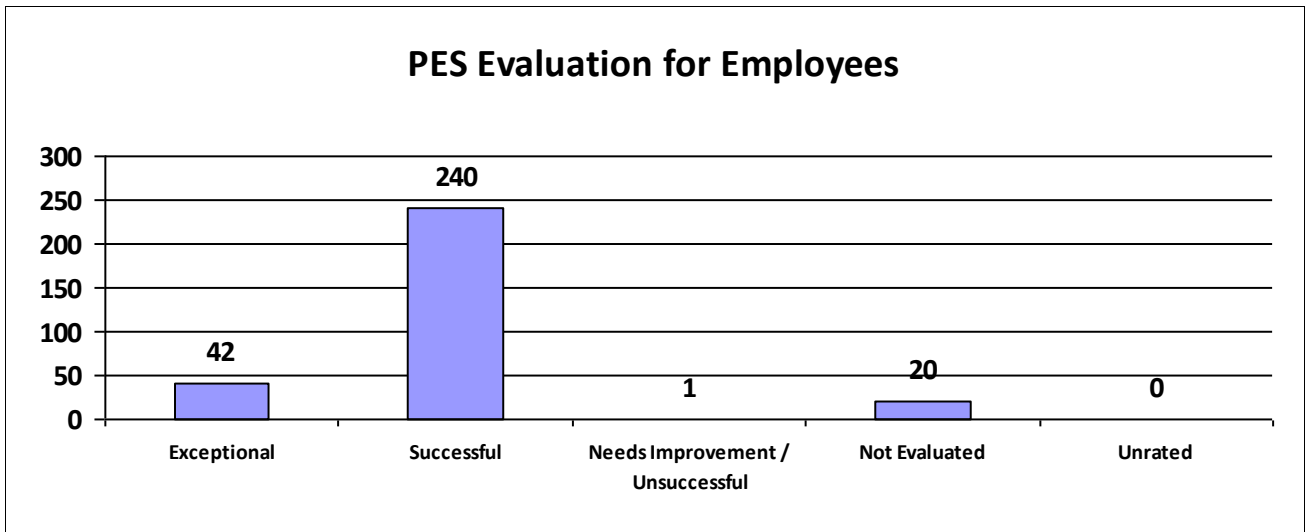
State of Louisiana

STATE CIVIL SERVICE

PES Annual Report - Fiscal Year 2022-2023

Agency: DOC-Raymond Laborde Corr Ctr

Performance Year 07/01/2022 - 06/30/2023	Total # of Employees	Total %
Number of employees that were rated	303	100%
Number of employees that were unrated	0	0%



Information contained within this report reflects unaudited data provided directly to the Louisiana Department of State Civil Service by each state agency. Inconsistencies found throughout the report may be attributed to personnel changes not properly reflected in the agency's human resources information system during the performance evaluation period.



State of Louisiana

STATE CIVIL SERVICE

*PES Annual Report - Fiscal Year 2022-2023*

**Major Department: DEPARTMENT OF ECONOMIC DEVELOPMENT**

<b>Performance Year 07/01/2022 - 06/30/2023</b>	<b>Total # of Employees</b>	<b>Total %</b>
Number of employees that were rated	56	100%
Number of employees that were unrated	0	0%
Number of employees that were rated Exceptional	31	55%
Number of employees that were rated Successful	23	41.07%
Number of employees that were rated Needs Improvement / Unsuccessful	1	2%
Number of employees that were rated Not Evaluated	1	1.79%
Number of employees that were rated Unrated	0	0%

Information contained within this report reflects unaudited data provided directly to the Louisiana Department of State Civil Service by each state agency. Inconsistencies found throughout the report may be attributed to personnel changes not properly reflected in the agency's human resources information system during the performance evaluation period.



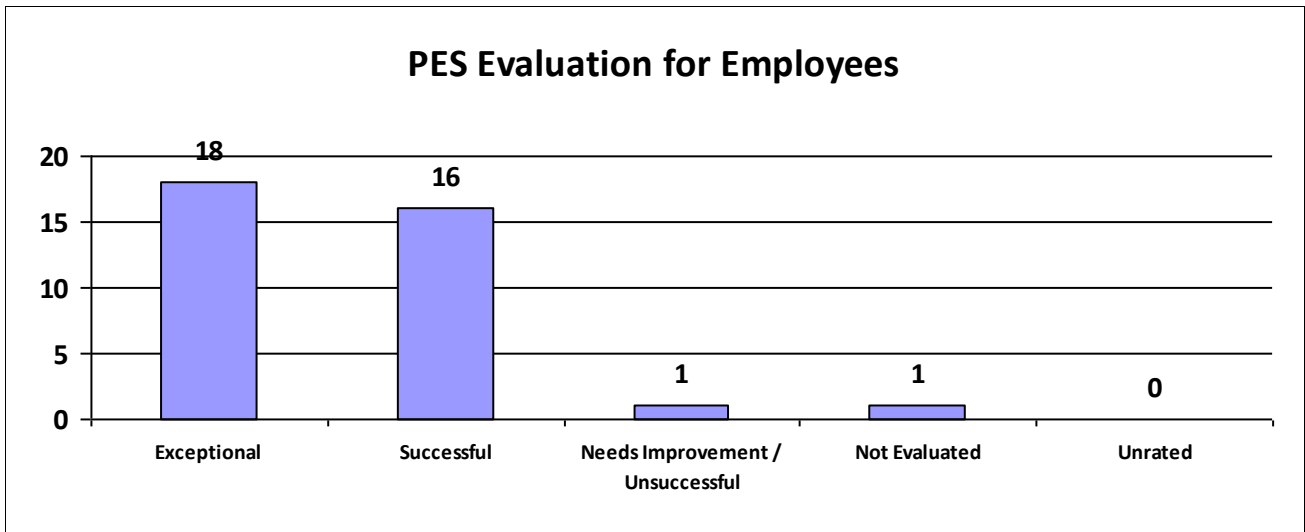
State of Louisiana

STATE CIVIL SERVICE

PES Annual Report - Fiscal Year 2022-2023

Agency: DED-Off of Business Development

Performance Year 07/01/2022 - 06/30/2023	Total # of Employees	Total %
Number of employees that were rated	36	100%
Number of employees that were unrated	0	0%



Information contained within this report reflects unaudited data provided directly to the Louisiana Department of State Civil Service by each state agency. Inconsistencies found throughout the report may be attributed to personnel changes not properly reflected in the agency's human resources information system during the performance evaluation period.





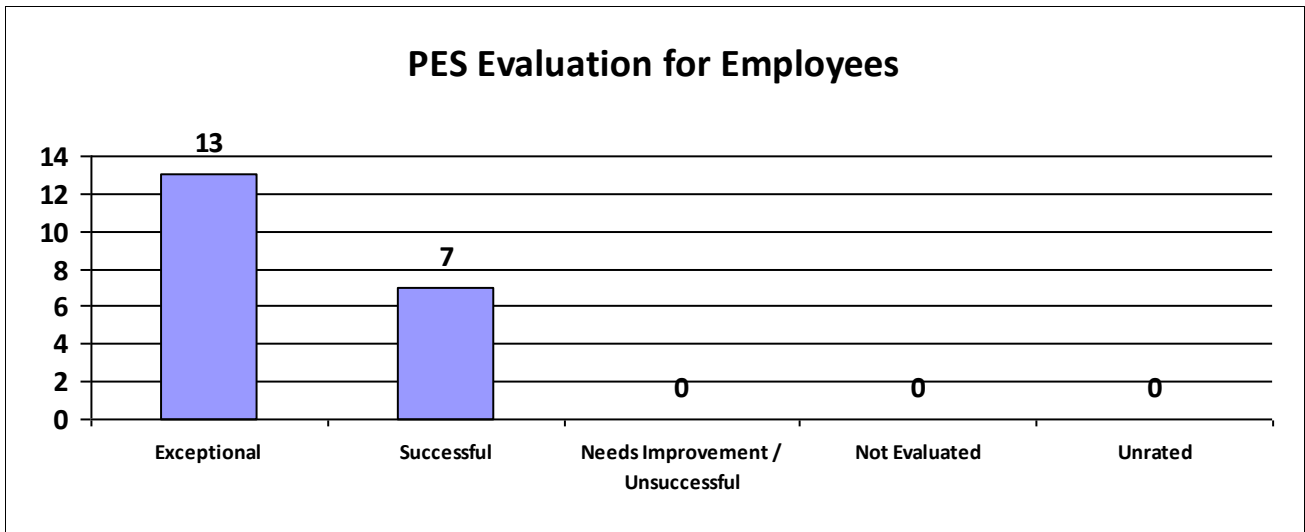
State of Louisiana

STATE CIVIL SERVICE

PES Annual Report - Fiscal Year 2022-2023

Agency: DED-Off of the Secretary

Performance Year 07/01/2022 - 06/30/2023	Total # of Employees	Total %
Number of employees that were rated	20	100%
Number of employees that were unrated	0	0%



Information contained within this report reflects unaudited data provided directly to the Louisiana Department of State Civil Service by each state agency. Inconsistencies found throughout the report may be attributed to personnel changes not properly reflected in the agency's human resources information system during the performance evaluation period.



State of Louisiana

STATE CIVIL SERVICE

*PES Annual Report - Fiscal Year 2022-2023*

**Major Department: DEPARTMENT OF EDUCATION**

<b>Performance Year 07/01/2022 - 06/30/2023</b>	<b>Total # of Employees</b>	<b>Total %</b>
Number of employees that were rated	422	100%
Number of employees that were unrated	0	0%
Number of employees that were rated Exceptional	43	10%
Number of employees that were rated Successful	368	87.20%
Number of employees that were rated Needs Improvement / Unsuccessful	3	1%
Number of employees that were rated Not Evaluated	8	1.90%
Number of employees that were rated Unrated	0	0%

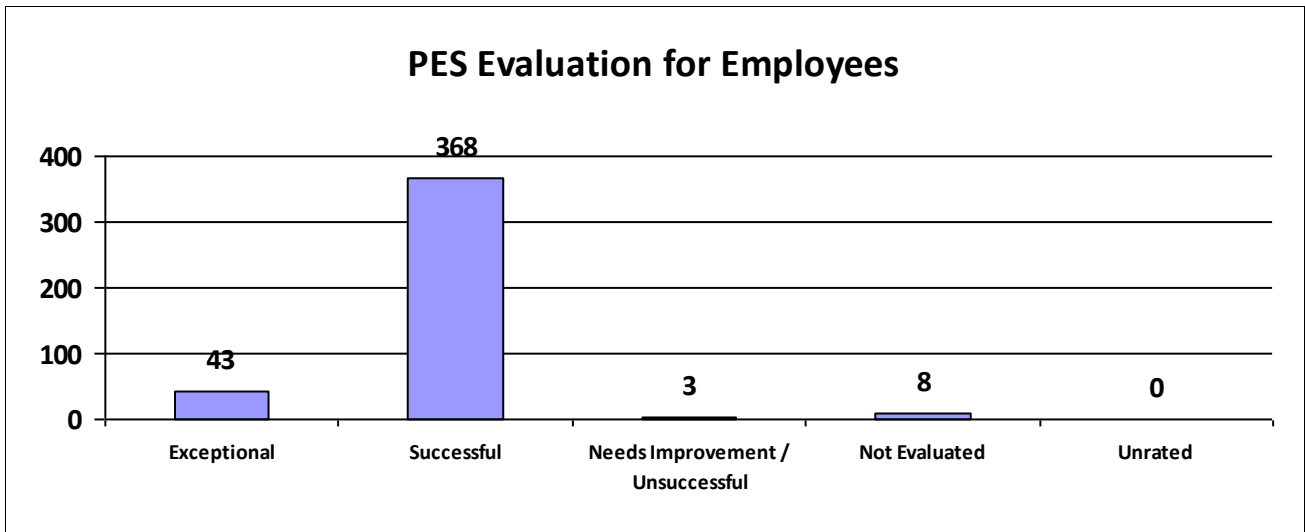
Information contained within this report reflects unaudited data provided directly to the Louisiana Department of State Civil Service by each state agency. Inconsistencies found throughout the report may be attributed to personnel changes not properly reflected in the agency's human resources information system during the performance evaluation period.



**State of Louisiana**  
**STATE CIVIL SERVICE**  
*PES Annual Report - Fiscal Year 2022-2023*

**Agency: DOE-State Activities**

Performance Year 07/01/2022 - 06/30/2023	Total # of Employees	Total %
Number of employees that were rated	422	100%
Number of employees that were unrated	0	0%



Information contained within this report reflects unaudited data provided directly to the Louisiana Department of State Civil Service by each state agency. Inconsistencies found throughout the report may be attributed to personnel changes not properly reflected in the agency's human resources information system during the performance evaluation period.



State of Louisiana

STATE CIVIL SERVICE

PES Annual Report - Fiscal Year 2022-2023

**Major Department: DEPARTMENT OF ENVIRONMENTAL QUALITY**

<b>Performance Year 07/01/2022 - 06/30/2023</b>	<b>Total # of Employees</b>	<b>Total %</b>
Number of employees that were rated	645	100%
Number of employees that were unrated	0	0%
Number of employees that were rated Exceptional	32	5%
Number of employees that were rated Successful	604	93.64%
Number of employees that were rated Needs Improvement / Unsuccessful	3	0%
Number of employees that were rated Not Evaluated	6	0.93%
Number of employees that were rated Unrated	0	0%

Information contained within this report reflects unaudited data provided directly to the Louisiana Department of State Civil Service by each state agency. Inconsistencies found throughout the report may be attributed to personnel changes not properly reflected in the agency's human resources information system during the performance evaluation period.



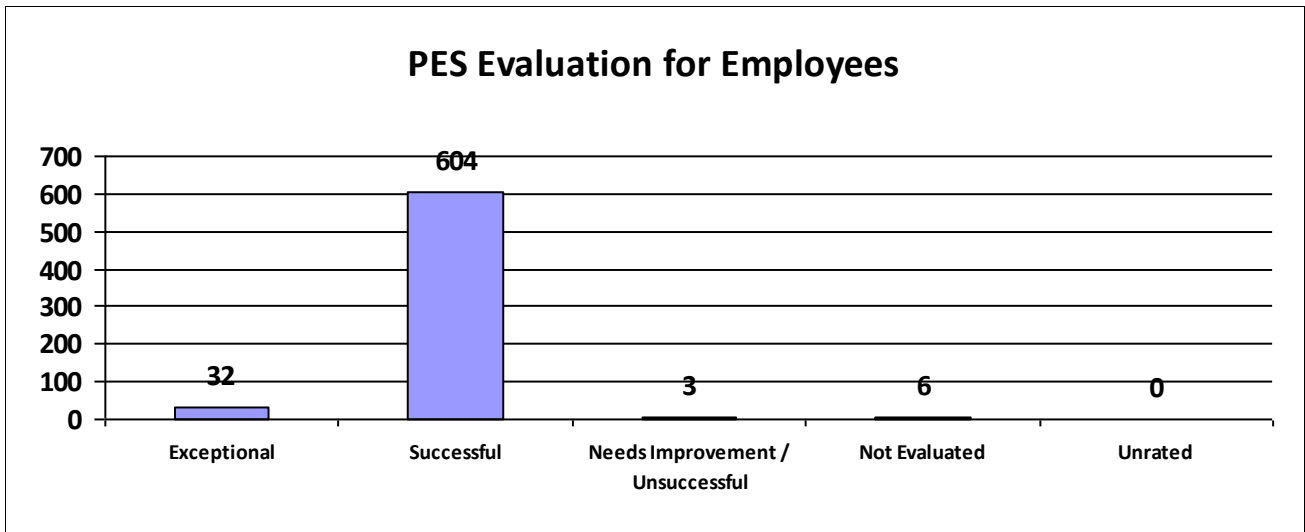
State of Louisiana

STATE CIVIL SERVICE

PES Annual Report - Fiscal Year 2022-2023

Agency: Dept of Environmental Quality

Performance Year 07/01/2022 - 06/30/2023	Total # of Employees	Total %
Number of employees that were rated	645	100%
Number of employees that were unrated	0	0%



Information contained within this report reflects unaudited data provided directly to the Louisiana Department of State Civil Service by each state agency. Inconsistencies found throughout the report may be attributed to personnel changes not properly reflected in the agency's human resources information system during the performance evaluation period.



State of Louisiana

STATE CIVIL SERVICE

PES Annual Report - Fiscal Year 2022-2023

**Major Department: DEPARTMENT OF INSURANCE**

<b>Performance Year 07/01/2022 - 06/30/2023</b>	<b>Total # of Employees</b>	<b>Total %</b>
Number of employees that were rated	185	100%
Number of employees that were unrated	0	0%
Number of employees that were rated Exceptional	5	3%
Number of employees that were rated Successful	177	95.68%
Number of employees that were rated Needs Improvement / Unsuccessful	0	0%
Number of employees that were rated Not Evaluated	3	1.62%
Number of employees that were rated Unrated	0	0%

Information contained within this report reflects unaudited data provided directly to the Louisiana Department of State Civil Service by each state agency. Inconsistencies found throughout the report may be attributed to personnel changes not properly reflected in the agency's human resources information system during the performance evaluation period.



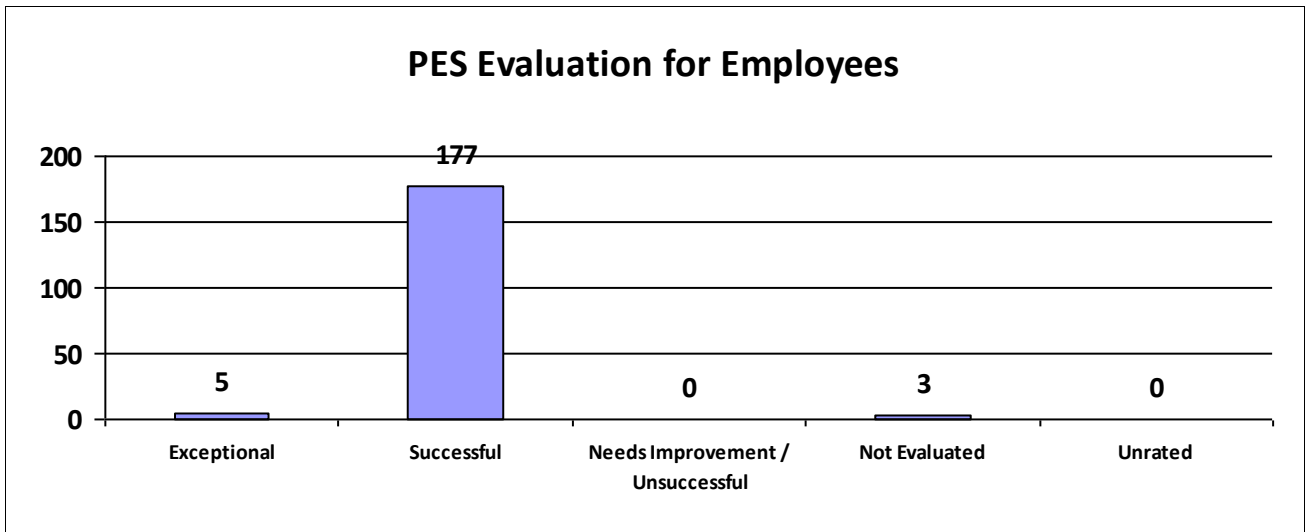
State of Louisiana

STATE CIVIL SERVICE

PES Annual Report - Fiscal Year 2022-2023

Agency: DOI-Commissioner of Insurance

Performance Year 07/01/2022 - 06/30/2023	Total # of Employees	Total %
Number of employees that were rated	185	100%
Number of employees that were unrated	0	0%



Information contained within this report reflects unaudited data provided directly to the Louisiana Department of State Civil Service by each state agency. Inconsistencies found throughout the report may be attributed to personnel changes not properly reflected in the agency's human resources information system during the performance evaluation period.



State of Louisiana

STATE CIVIL SERVICE

*PES Annual Report - Fiscal Year 2022-2023*

**Major Department: DEPARTMENT OF NATURAL RESOURCES**

<b>Performance Year 07/01/2022 - 06/30/2023</b>	<b>Total # of Employees</b>	<b>Total %</b>
Number of employees that were rated	272	100%
Number of employees that were unrated	0	0%
Number of employees that were rated Exceptional	49	18%
Number of employees that were rated Successful	216	79.41%
Number of employees that were rated Needs Improvement / Unsuccessful	1	0%
Number of employees that were rated Not Evaluated	6	2.21%
Number of employees that were rated Unrated	0	0%

Information contained within this report reflects unaudited data provided directly to the Louisiana Department of State Civil Service by each state agency. Inconsistencies found throughout the report may be attributed to personnel changes not properly reflected in the agency's human resources information system during the performance evaluation period.

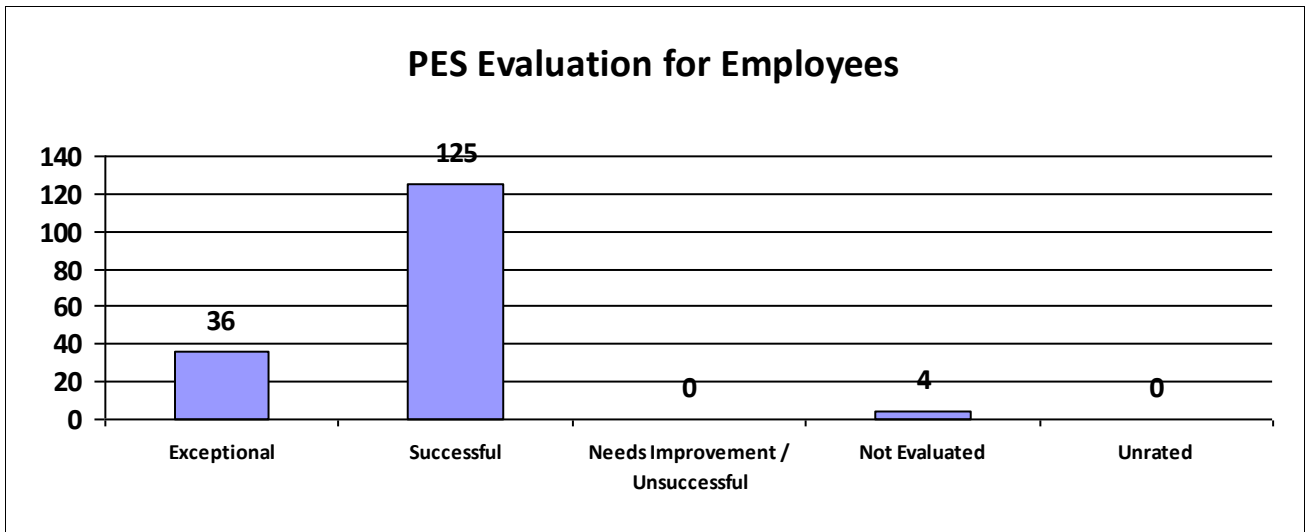




**State of Louisiana**  
**STATE CIVIL SERVICE**  
*PES Annual Report - Fiscal Year 2022-2023*

**Agency: DNR-Office of Conservation**

Performance Year 07/01/2022 - 06/30/2023	Total # of Employees	Total %
Number of employees that were rated	165	100%
Number of employees that were unrated	0	0%



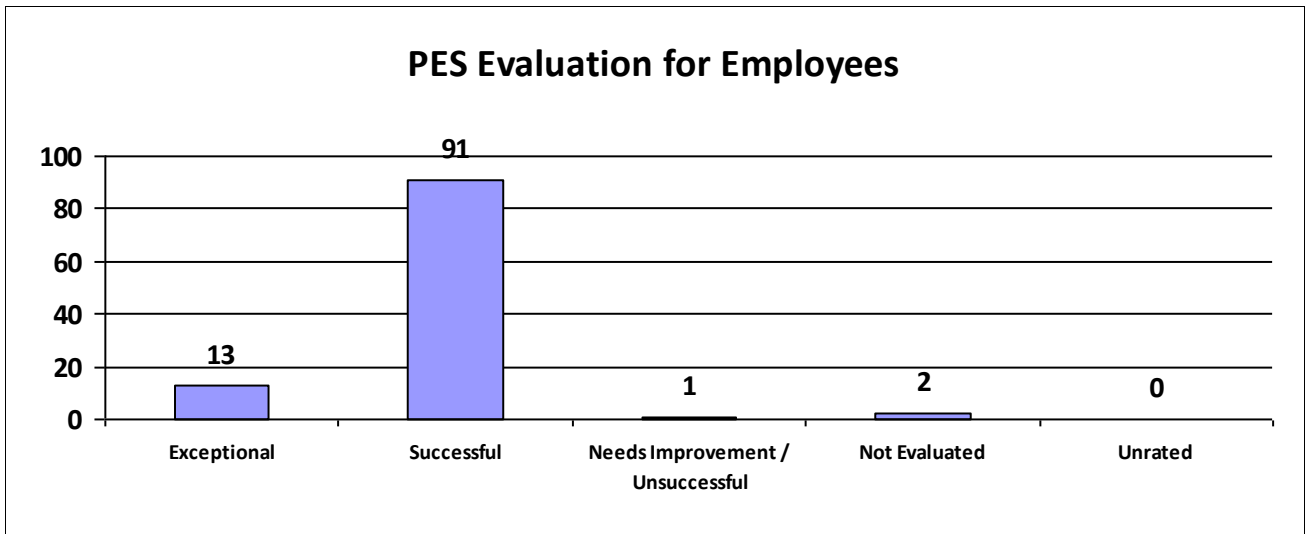
Information contained within this report reflects unaudited data provided directly to the Louisiana Department of State Civil Service by each state agency. Inconsistencies found throughout the report may be attributed to personnel changes not properly reflected in the agency's human resources information system during the performance evaluation period.



**State of Louisiana**  
**STATE CIVIL SERVICE**  
*PES Annual Report - Fiscal Year 2022-2023*

**Agency: DNR-Office of the Secretary**

Performance Year 07/01/2022 - 06/30/2023	Total # of Employees	Total %
Number of employees that were rated	107	100%
Number of employees that were unrated	0	0%



Information contained within this report reflects unaudited data provided directly to the Louisiana Department of State Civil Service by each state agency. Inconsistencies found throughout the report may be attributed to personnel changes not properly reflected in the agency's human resources information system during the performance evaluation period.



State of Louisiana

STATE CIVIL SERVICE

PES Annual Report - Fiscal Year 2022-2023

**Major Department: DEPARTMENT OF PUBLIC SAFETY**

<b>Performance Year 07/01/2022 - 06/30/2023</b>	<b>Total # of Employees</b>	<b>Total %</b>
Number of employees that were rated	2,163	100%
Number of employees that were unrated	4	0.18%
Number of employees that were rated Exceptional	968	45%
Number of employees that were rated Successful	1,144	52.89%
Number of employees that were rated Needs Improvement / Unsuccessful	13	1%
Number of employees that were rated Not Evaluated	38	1.76%
Number of employees that were rated Unrated	4	0%

Information contained within this report reflects unaudited data provided directly to the Louisiana Department of State Civil Service by each state agency. Inconsistencies found throughout the report may be attributed to personnel changes not properly reflected in the agency's human resources information system during the performance evaluation period.



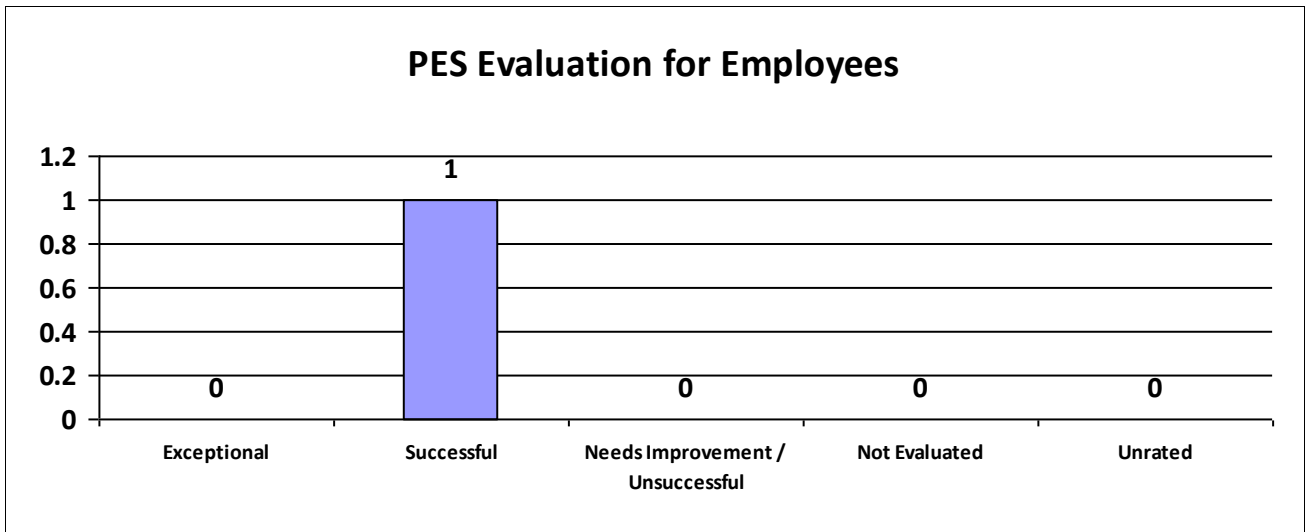
State of Louisiana

STATE CIVIL SERVICE

PES Annual Report - Fiscal Year 2022-2023

Agency: DPS-La Gaming Control Board

Performance Year 07/01/2022 - 06/30/2023	Total # of Employees	Total %
Number of employees that were rated	1	100%
Number of employees that were unrated	0	0%



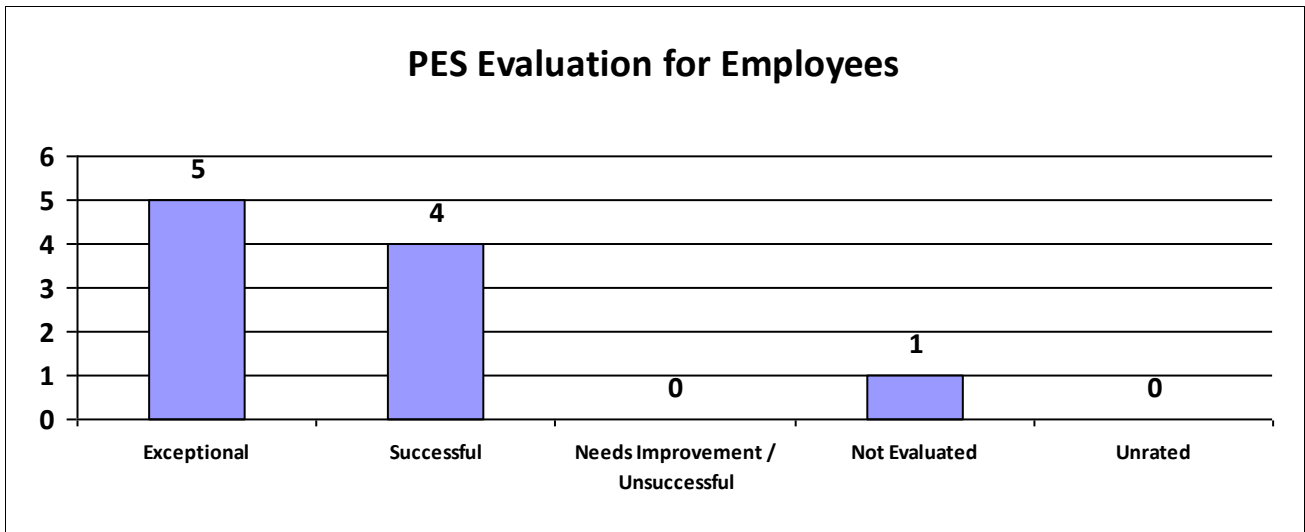
Information contained within this report reflects unaudited data provided directly to the Louisiana Department of State Civil Service by each state agency. Inconsistencies found throughout the report may be attributed to personnel changes not properly reflected in the agency's human resources information system during the performance evaluation period.



**State of Louisiana**  
**STATE CIVIL SERVICE**  
*PES Annual Report - Fiscal Year 2022-2023*

**Agency: DPS-La Highway Safety Comm**

Performance Year 07/01/2022 - 06/30/2023	Total # of Employees	Total %
Number of employees that were rated	10	100%
Number of employees that were unrated	0	0%



Information contained within this report reflects unaudited data provided directly to the Louisiana Department of State Civil Service by each state agency. Inconsistencies found throughout the report may be attributed to personnel changes not properly reflected in the agency's human resources information system during the performance evaluation period.



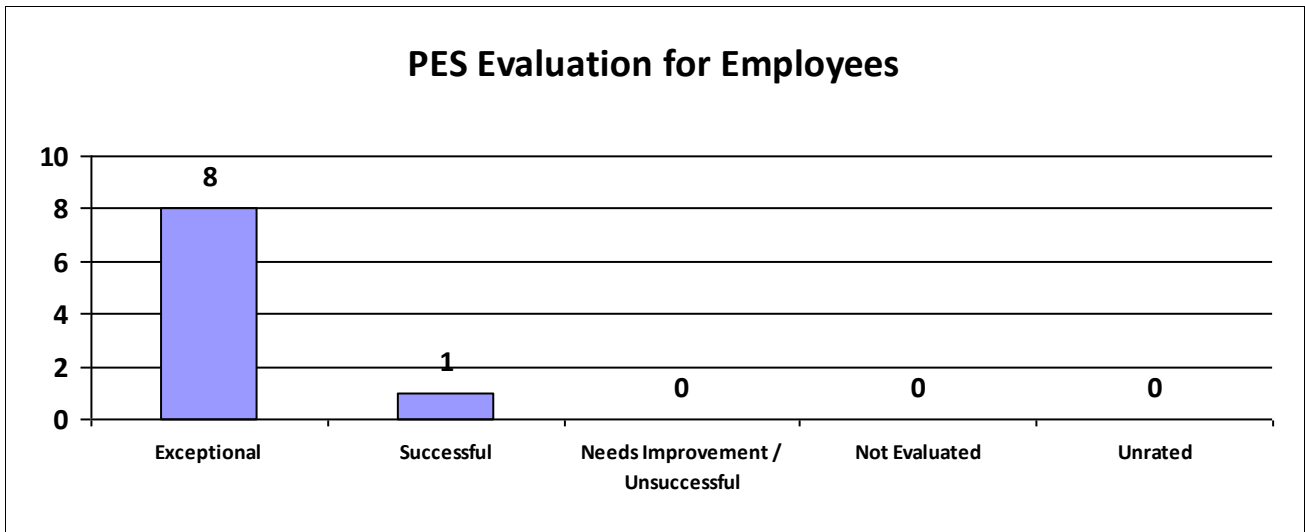
State of Louisiana

STATE CIVIL SERVICE

PES Annual Report - Fiscal Year 2022-2023

Agency: DPS-Liquefied Petrol Gas Comm

Performance Year 07/01/2022 - 06/30/2023	Total # of Employees	Total %
Number of employees that were rated	9	100%
Number of employees that were unrated	0	0%



Information contained within this report reflects unaudited data provided directly to the Louisiana Department of State Civil Service by each state agency. Inconsistencies found throughout the report may be attributed to personnel changes not properly reflected in the agency's human resources information system during the performance evaluation period.



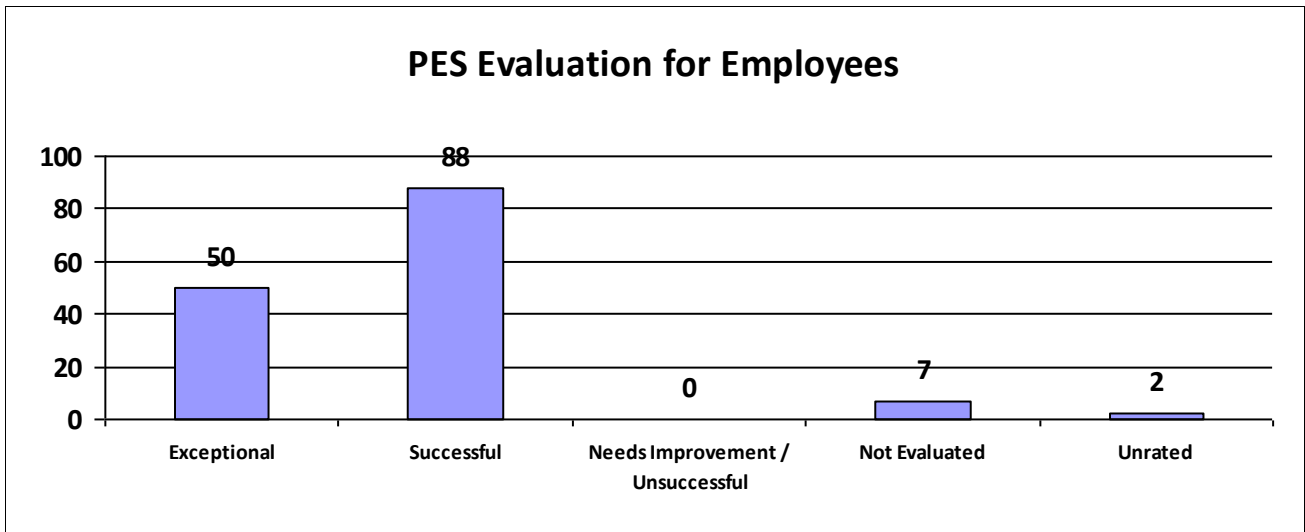
State of Louisiana

STATE CIVIL SERVICE

PES Annual Report - Fiscal Year 2022-2023

Agency: DPS-Off of State Fire Marshal

Performance Year 07/01/2022 - 06/30/2023	Total # of Employees	Total %
Number of employees that were rated	145	100%
Number of employees that were unrated	2	1%



Information contained within this report reflects unaudited data provided directly to the Louisiana Department of State Civil Service by each state agency. Inconsistencies found throughout the report may be attributed to personnel changes not properly reflected in the agency's human resources information system during the performance evaluation period.



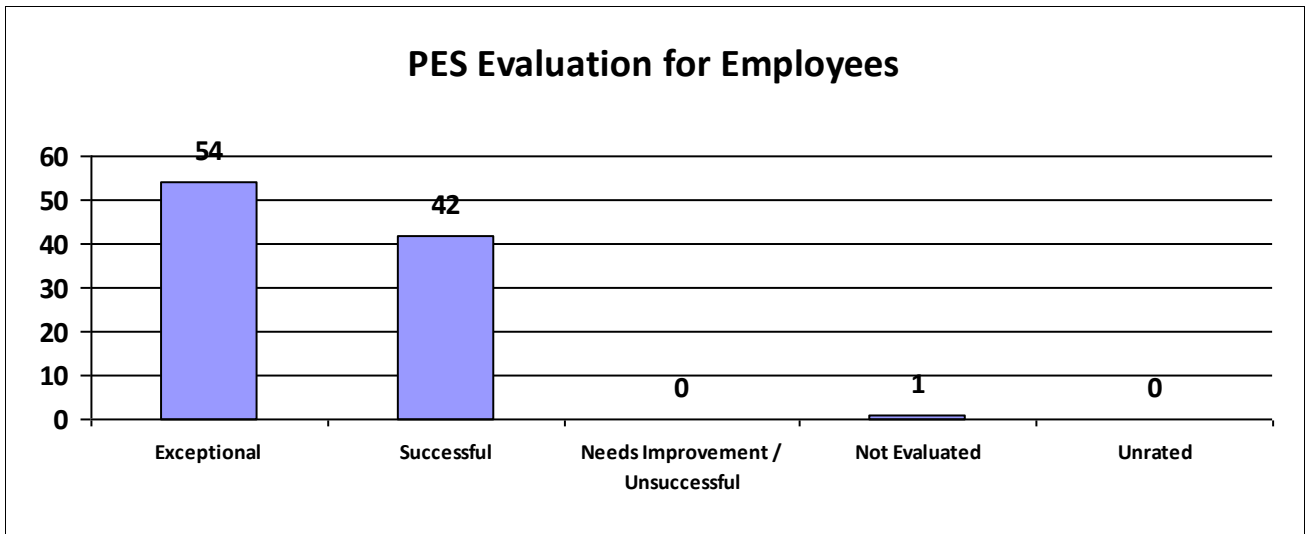
State of Louisiana

STATE CIVIL SERVICE

PES Annual Report - Fiscal Year 2022-2023

Agency: DPS-Office of Mgt and Finance

Performance Year 07/01/2022 - 06/30/2023	Total # of Employees	Total %
Number of employees that were rated	97	100%
Number of employees that were unrated	0	0%



Information contained within this report reflects unaudited data provided directly to the Louisiana Department of State Civil Service by each state agency. Inconsistencies found throughout the report may be attributed to personnel changes not properly reflected in the agency's human resources information system during the performance evaluation period.

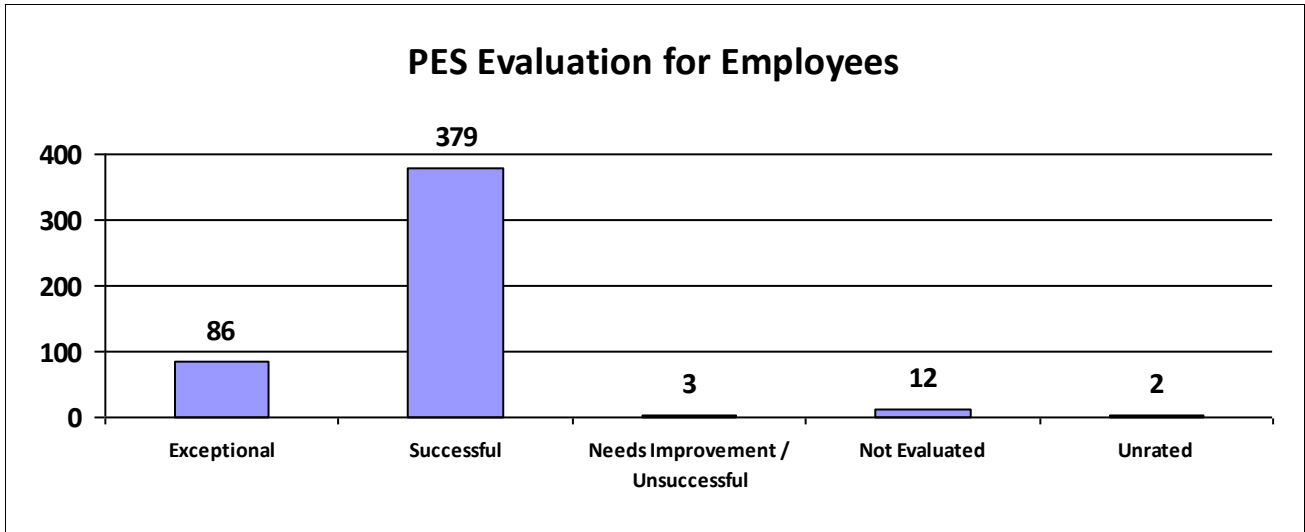




**State of Louisiana**  
**STATE CIVIL SERVICE**  
*PES Annual Report - Fiscal Year 2022-2023*

**Agency: DPS-Office of Motor Vehicles**

Performance Year 07/01/2022 - 06/30/2023	Total # of Employees	Total %
Number of employees that were rated	480	100%
Number of employees that were unrated	2	0%



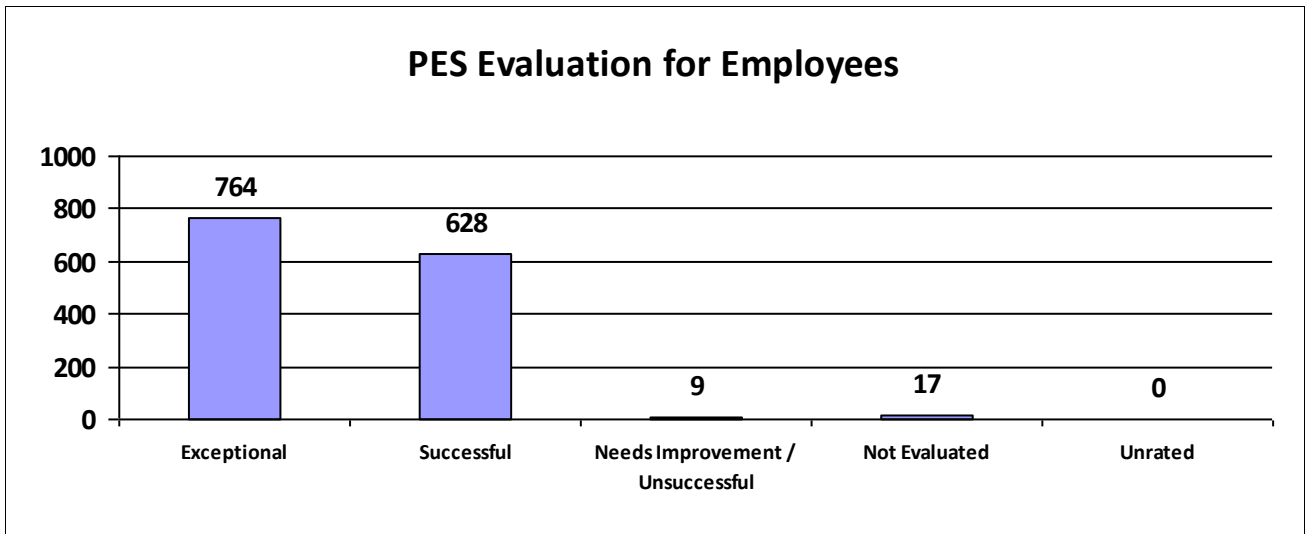
Information contained within this report reflects unaudited data provided directly to the Louisiana Department of State Civil Service by each state agency. Inconsistencies found throughout the report may be attributed to personnel changes not properly reflected in the agency's human resources information system during the performance evaluation period.



**State of Louisiana**  
**STATE CIVIL SERVICE**  
*PES Annual Report - Fiscal Year 2022-2023*

**Agency: DPS-Office of State Police**

Performance Year 07/01/2022 - 06/30/2023	Total # of Employees	Total %
Number of employees that were rated	1,418	100%
Number of employees that were unrated	0	0%



Information contained within this report reflects unaudited data provided directly to the Louisiana Department of State Civil Service by each state agency. Inconsistencies found throughout the report may be attributed to personnel changes not properly reflected in the agency's human resources information system during the performance evaluation period.




State of Louisiana

STATE CIVIL SERVICE

PES Annual Report - Fiscal Year 2022-2023

Agency: Private Investigator Examiners

Performance Year 07/01/2022 - 06/30/2023	Total # of Employees	Total %
Number of employees that were rated	1	100%
Number of employees that were unrated	0	0%



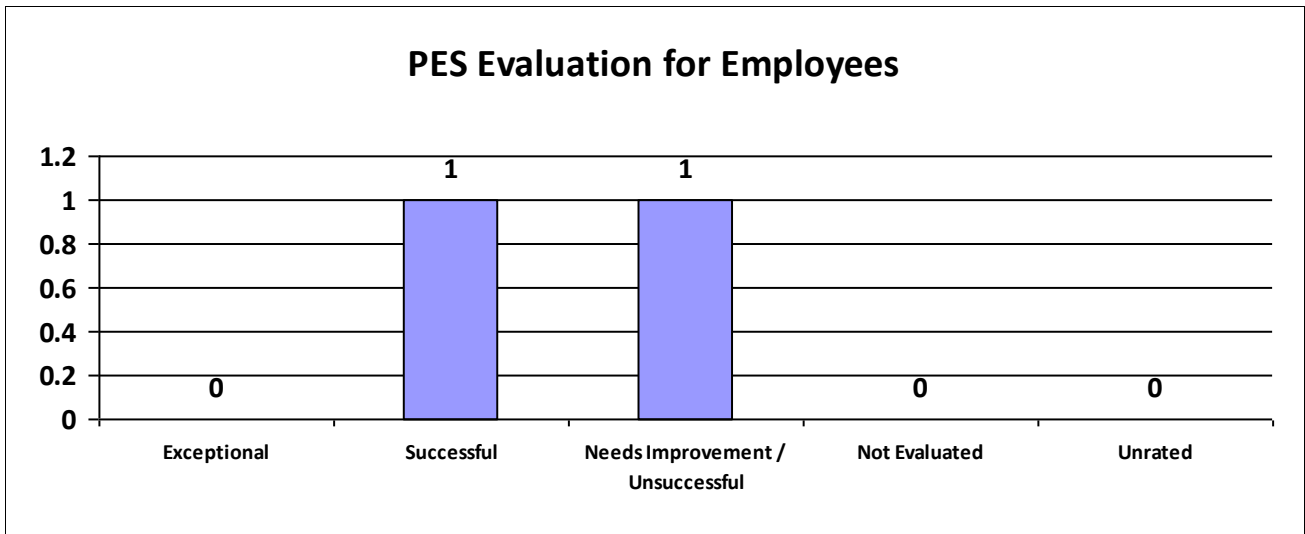
Information contained within this report reflects unaudited data provided directly to the Louisiana Department of State Civil Service by each state agency. Inconsistencies found throughout the report may be attributed to personnel changes not properly reflected in the agency's human resources information system during the performance evaluation period.



**State of Louisiana**  
**STATE CIVIL SERVICE**  
*PES Annual Report - Fiscal Year 2022-2023*

**Agency: Private Security Examiners**

Performance Year 07/01/2022 - 06/30/2023	Total # of Employees	Total %
Number of employees that were rated	2	100%
Number of employees that were unrated	0	0%



Information contained within this report reflects unaudited data provided directly to the Louisiana Department of State Civil Service by each state agency. Inconsistencies found throughout the report may be attributed to personnel changes not properly reflected in the agency's human resources information system during the performance evaluation period.



State of Louisiana

STATE CIVIL SERVICE

*PES Annual Report - Fiscal Year 2022-2023*

**Major Department: DEPARTMENT OF REVENUE**

<b>Performance Year 07/01/2022 - 06/30/2023</b>	<b>Total # of Employees</b>	<b>Total %</b>
Number of employees that were rated	590	100%
Number of employees that were unrated	4	0.68%
Number of employees that were rated Exceptional	23	4%
Number of employees that were rated Successful	526	89.15%
Number of employees that were rated Needs Improvement / Unsuccessful	13	2%
Number of employees that were rated Not Evaluated	28	4.75%
Number of employees that were rated Unrated	4	1%

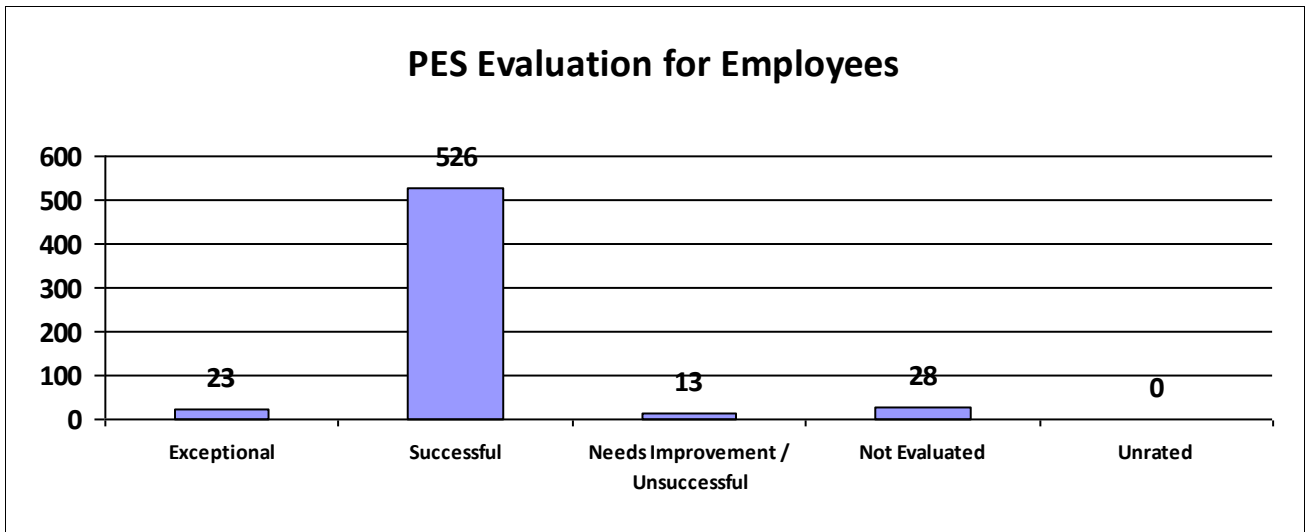
Information contained within this report reflects unaudited data provided directly to the Louisiana Department of State Civil Service by each state agency. Inconsistencies found throughout the report may be attributed to personnel changes not properly reflected in the agency's human resources information system during the performance evaluation period.



**State of Louisiana**  
**STATE CIVIL SERVICE**  
*PES Annual Report - Fiscal Year 2022-2023*

**Agency: DOR-Office of Revenue**

Performance Year 07/01/2022 - 06/30/2023	Total # of Employees	Total %
Number of employees that were rated	590	100%
Number of employees that were unrated	0	0%



Information contained within this report reflects unaudited data provided directly to the Louisiana Department of State Civil Service by each state agency. Inconsistencies found throughout the report may be attributed to personnel changes not properly reflected in the agency's human resources information system during the performance evaluation period.



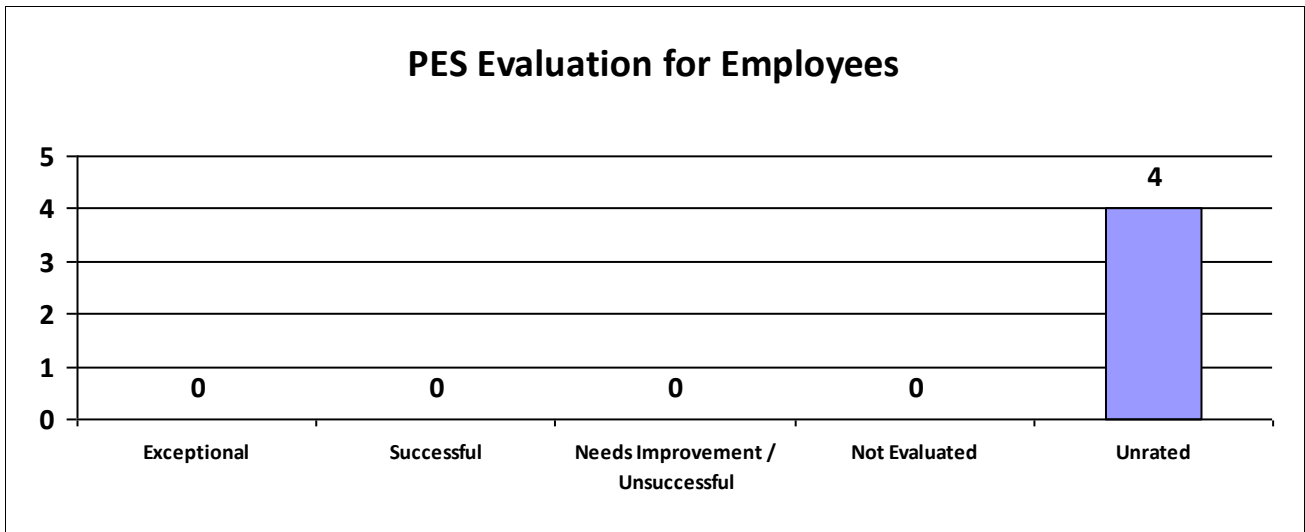
State of Louisiana

STATE CIVIL SERVICE

PES Annual Report - Fiscal Year 2022-2023

Agency: LA Sales/Use Tax Com Rem Sells

Performance Year 07/01/2022 - 06/30/2023	Total # of Employees	Total %
Number of employees that were rated	0	0%
Number of employees that were unrated	4	0%



Information contained within this report reflects unaudited data provided directly to the Louisiana Department of State Civil Service by each state agency. Inconsistencies found throughout the report may be attributed to personnel changes not properly reflected in the agency's human resources information system during the performance evaluation period.



State of Louisiana

STATE CIVIL SERVICE

PES Annual Report - Fiscal Year 2022-2023

**Major Department: DEPARTMENT OF STATE CIVIL SERVICE AGENCIES**

<b>Performance Year 07/01/2022 - 06/30/2023</b>	<b>Total # of Employees</b>	<b>Total %</b>
Number of employees that were rated	149	100%
Number of employees that were unrated	0	0%
Number of employees that were rated Exceptional	35	23%
Number of employees that were rated Successful	112	75.17%
Number of employees that were rated Needs Improvement / Unsuccessful	1	1%
Number of employees that were rated Not Evaluated	1	0.67%
Number of employees that were rated Unrated	0	0%

Information contained within this report reflects unaudited data provided directly to the Louisiana Department of State Civil Service by each state agency. Inconsistencies found throughout the report may be attributed to personnel changes not properly reflected in the agency's human resources information system during the performance evaluation period.

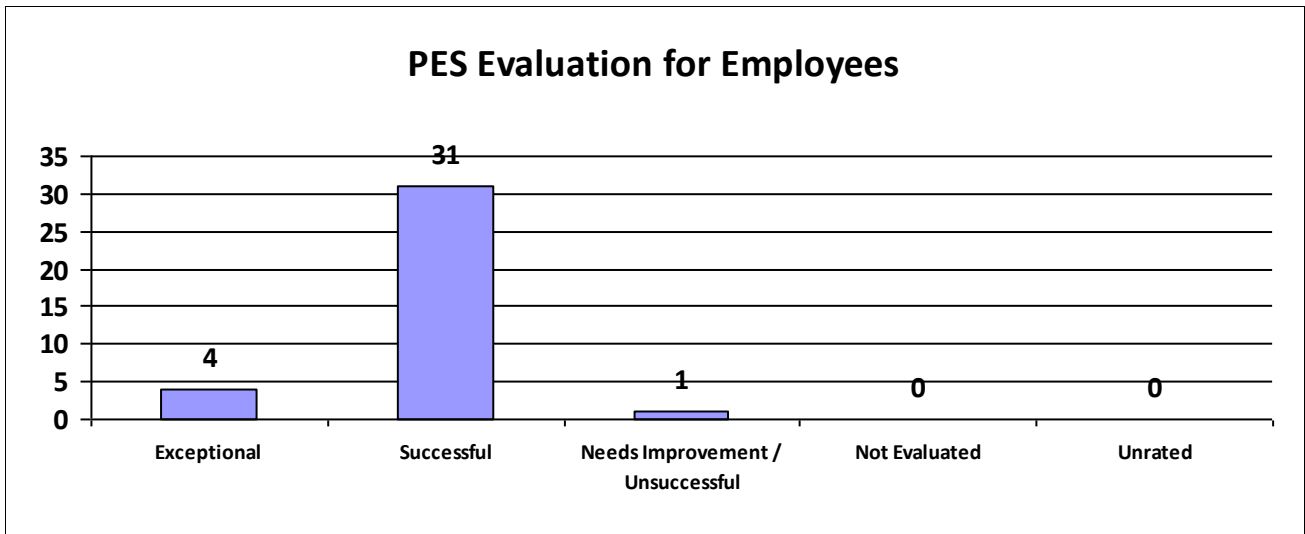




**State of Louisiana**  
**STATE CIVIL SERVICE**  
*PES Annual Report - Fiscal Year 2022-2023*

**Agency: CS-Ethics Administration**

Performance Year 07/01/2022 - 06/30/2023	Total # of Employees	Total %
Number of employees that were rated	36	100%
Number of employees that were unrated	0	0%



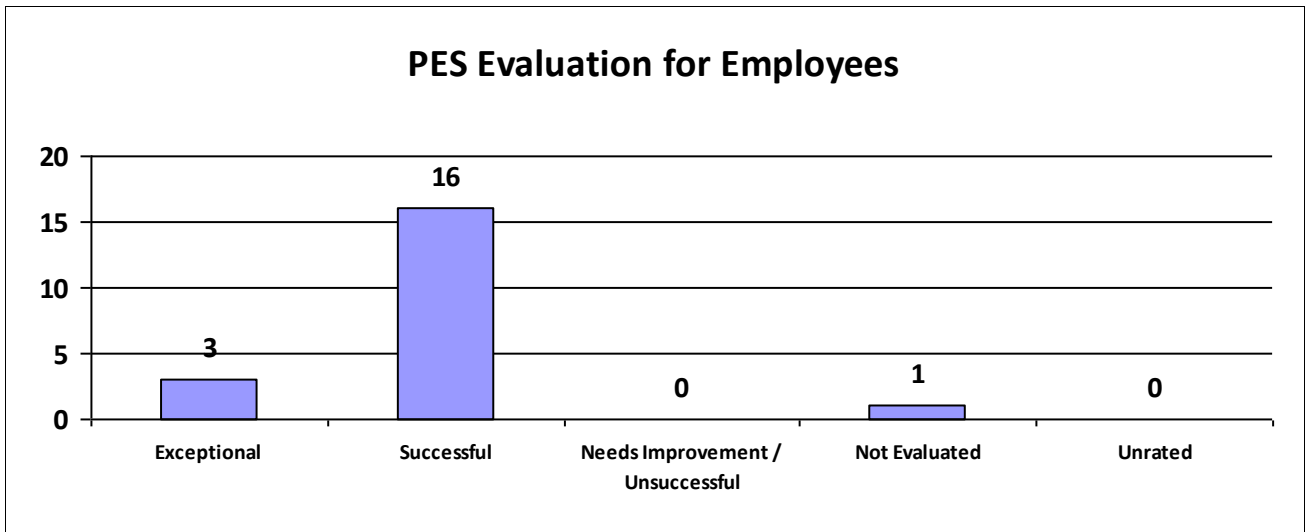
Information contained within this report reflects unaudited data provided directly to the Louisiana Department of State Civil Service by each state agency. Inconsistencies found throughout the report may be attributed to personnel changes not properly reflected in the agency's human resources information system during the performance evaluation period.



**State of Louisiana**  
**STATE CIVIL SERVICE**  
*PES Annual Report - Fiscal Year 2022-2023*

**Agency: CS-Municipal Fire & Police**

Performance Year 07/01/2022 - 06/30/2023	Total # of Employees	Total %
Number of employees that were rated	20	100%
Number of employees that were unrated	0	0%



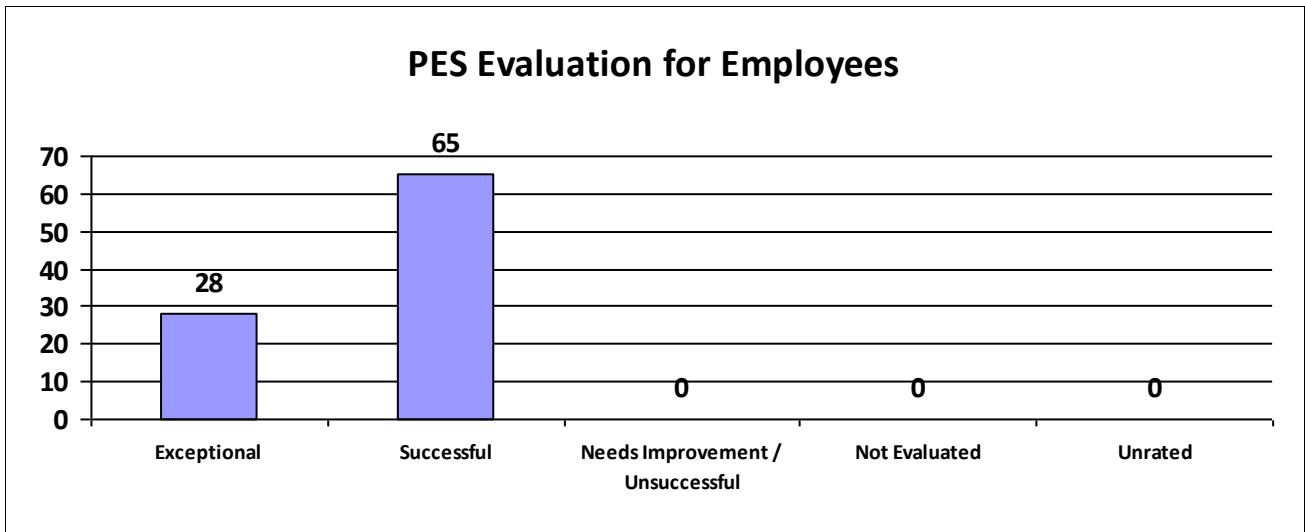
Information contained within this report reflects unaudited data provided directly to the Louisiana Department of State Civil Service by each state agency. Inconsistencies found throughout the report may be attributed to personnel changes not properly reflected in the agency's human resources information system during the performance evaluation period.



**State of Louisiana**  
**STATE CIVIL SERVICE**  
*PES Annual Report - Fiscal Year 2022-2023*

**Agency: CS-State Civil Service**

Performance Year 07/01/2022 - 06/30/2023	Total # of Employees	Total %
Number of employees that were rated	93	100%
Number of employees that were unrated	0	0%



Information contained within this report reflects unaudited data provided directly to the Louisiana Department of State Civil Service by each state agency. Inconsistencies found throughout the report may be attributed to personnel changes not properly reflected in the agency's human resources information system during the performance evaluation period.



State of Louisiana

STATE CIVIL SERVICE

PES Annual Report - Fiscal Year 2022-2023

**Major Department: DEPARTMENT OF TREASURY**

<b>Performance Year 07/01/2022 - 06/30/2023</b>	<b>Total # of Employees</b>	<b>Total %</b>
Number of employees that were rated	46	100%
Number of employees that were unrated	0	0%
Number of employees that were rated Exceptional	7	15%
Number of employees that were rated Successful	34	73.91%
Number of employees that were rated Needs Improvement / Unsuccessful	0	0%
Number of employees that were rated Not Evaluated	5	10.87%
Number of employees that were rated Unrated	0	0%

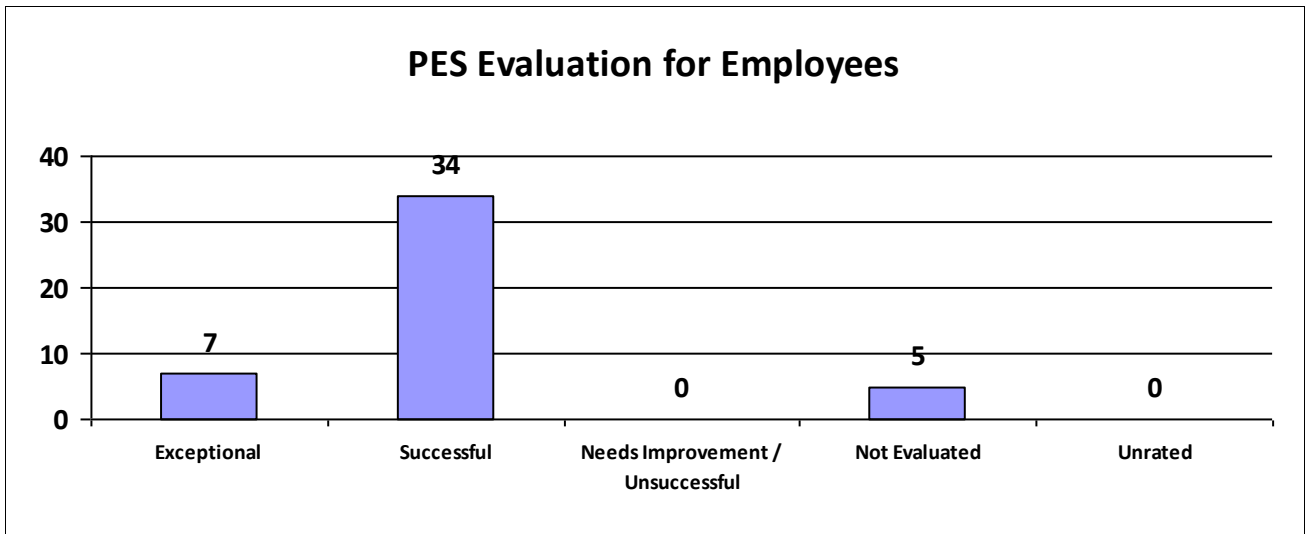
Information contained within this report reflects unaudited data provided directly to the Louisiana Department of State Civil Service by each state agency. Inconsistencies found throughout the report may be attributed to personnel changes not properly reflected in the agency's human resources information system during the performance evaluation period.



**State of Louisiana**  
**STATE CIVIL SERVICE**  
*PES Annual Report - Fiscal Year 2022-2023*

**Agency: STO-State Treasurer**

Performance Year 07/01/2022 - 06/30/2023	Total # of Employees	Total %
Number of employees that were rated	46	100%
Number of employees that were unrated	0	0%



Information contained within this report reflects unaudited data provided directly to the Louisiana Department of State Civil Service by each state agency. Inconsistencies found throughout the report may be attributed to personnel changes not properly reflected in the agency's human resources information system during the performance evaluation period.



State of Louisiana

STATE CIVIL SERVICE

PES Annual Report - Fiscal Year 2022-2023

**Major Department: DEPARTMENT OF WILDLIFE AND FISHERIES**

<b>Performance Year 07/01/2022 - 06/30/2023</b>	<b>Total # of Employees</b>	<b>Total %</b>
Number of employees that were rated	689	100%
Number of employees that were unrated	0	0%
Number of employees that were rated Exceptional	10	1%
Number of employees that were rated Successful	663	96.23%
Number of employees that were rated Needs Improvement / Unsuccessful	4	1%
Number of employees that were rated Not Evaluated	12	1.74%
Number of employees that were rated Unrated	0	0%

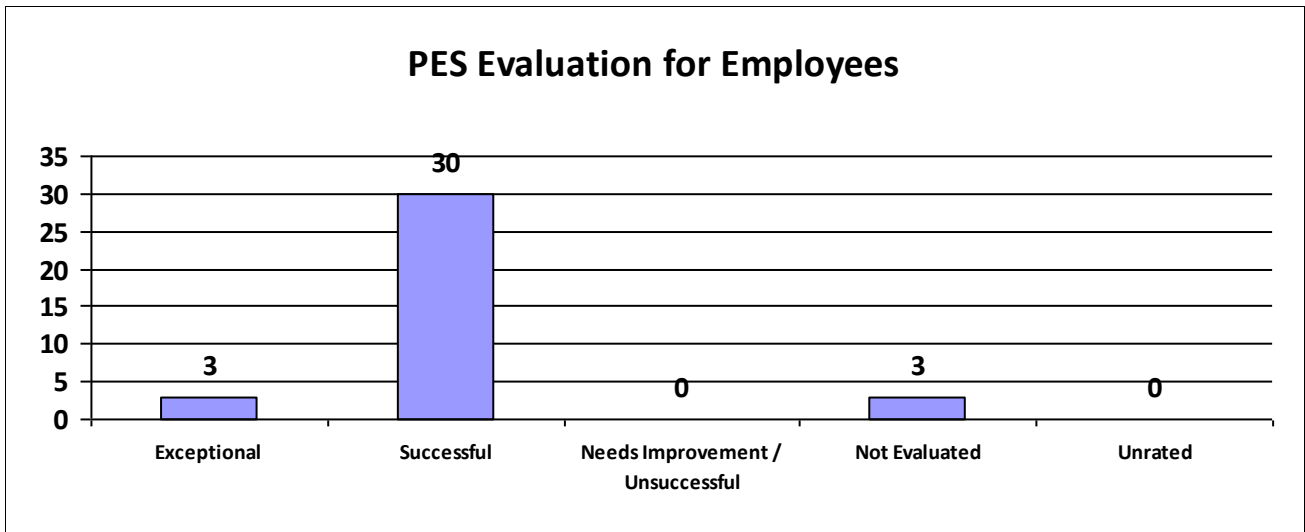
Information contained within this report reflects unaudited data provided directly to the Louisiana Department of State Civil Service by each state agency. Inconsistencies found throughout the report may be attributed to personnel changes not properly reflected in the agency's human resources information system during the performance evaluation period.



**State of Louisiana**  
**STATE CIVIL SERVICE**  
*PES Annual Report - Fiscal Year 2022-2023*

**Agency: WLF-Off of Mgt & Finance**

Performance Year 07/01/2022 - 06/30/2023	Total # of Employees	Total %
Number of employees that were rated	36	100%
Number of employees that were unrated	0	0%



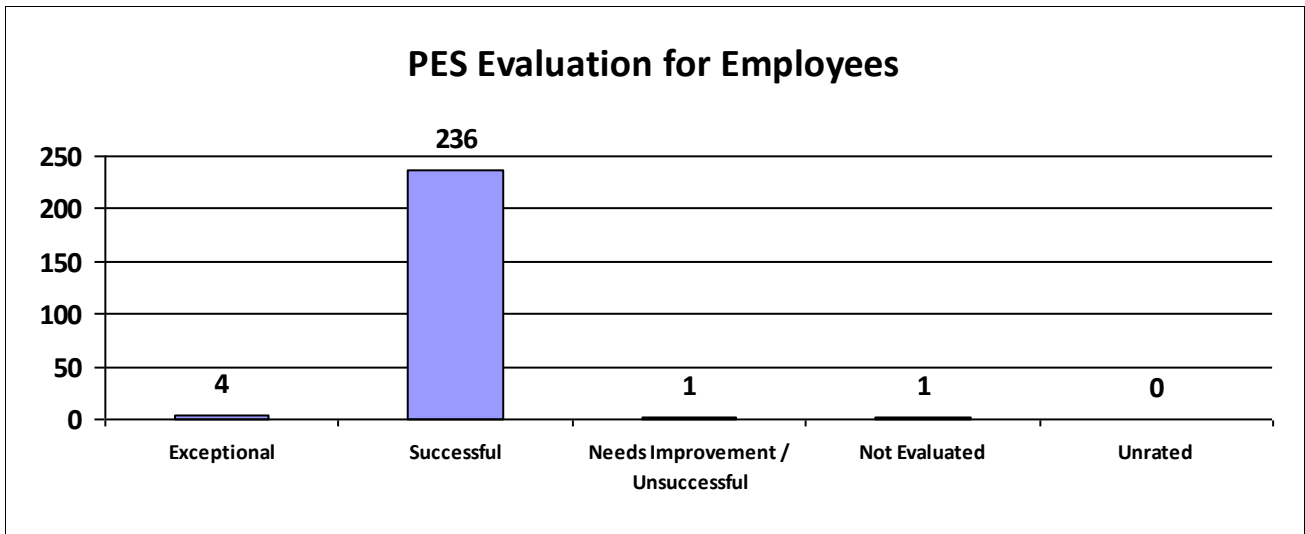
Information contained within this report reflects unaudited data provided directly to the Louisiana Department of State Civil Service by each state agency. Inconsistencies found throughout the report may be attributed to personnel changes not properly reflected in the agency's human resources information system during the performance evaluation period.



**State of Louisiana**  
**STATE CIVIL SERVICE**  
*PES Annual Report - Fiscal Year 2022-2023*

**Agency: WLF-Off of Secretary**

Performance Year 07/01/2022 - 06/30/2023	Total # of Employees	Total %
Number of employees that were rated	242	100%
Number of employees that were unrated	0	0%



Information contained within this report reflects unaudited data provided directly to the Louisiana Department of State Civil Service by each state agency. Inconsistencies found throughout the report may be attributed to personnel changes not properly reflected in the agency's human resources information system during the performance evaluation period.

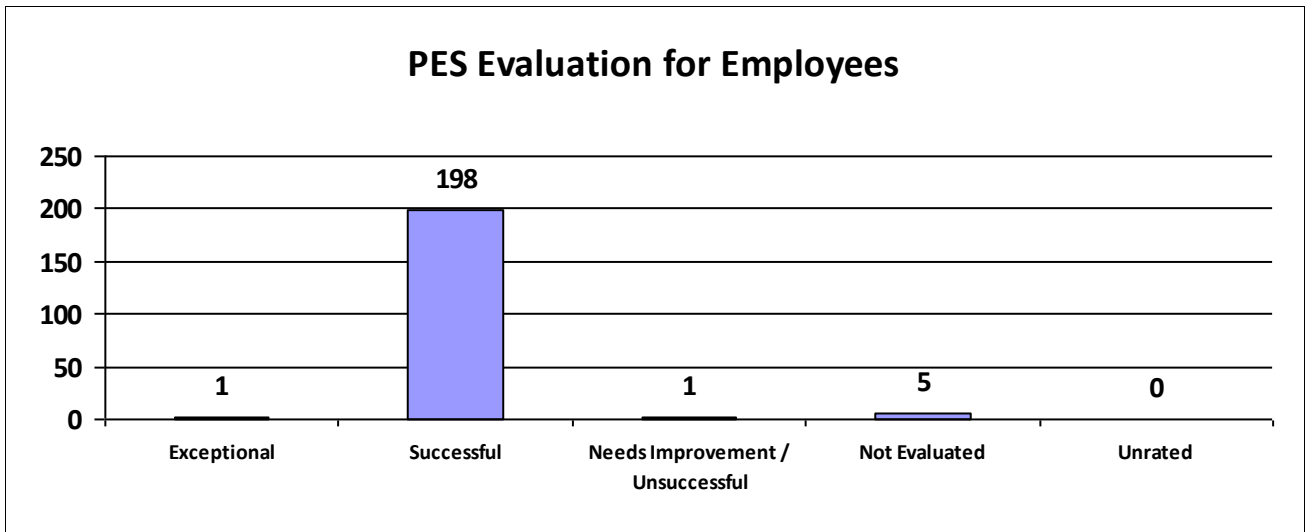




**State of Louisiana**  
**STATE CIVIL SERVICE**  
*PES Annual Report - Fiscal Year 2022-2023*

**Agency: WLF-Office of Wildlife**

<b>Performance Year 07/01/2022 - 06/30/2023</b>	<b>Total # of Employees</b>	<b>Total %</b>
Number of employees that were rated	205	100%
Number of employees that were unrated	0	0%



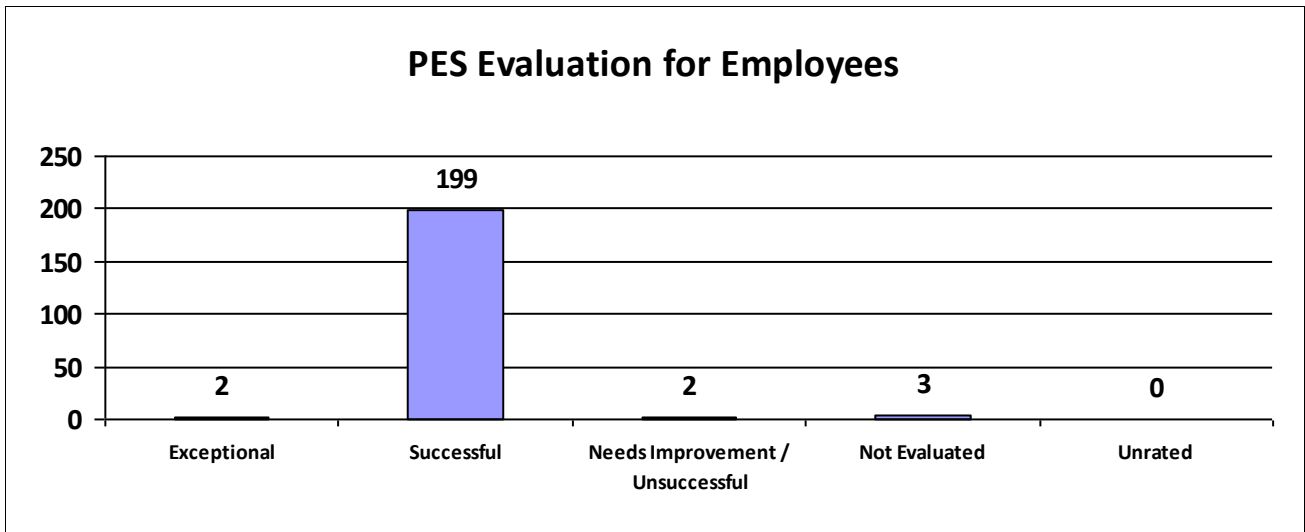
Information contained within this report reflects unaudited data provided directly to the Louisiana Department of State Civil Service by each state agency. Inconsistencies found throughout the report may be attributed to personnel changes not properly reflected in the agency's human resources information system during the performance evaluation period.



**State of Louisiana**  
**STATE CIVIL SERVICE**  
*PES Annual Report - Fiscal Year 2022-2023*

**Agency: WLF-Office of Fisheries**

Performance Year 07/01/2022 - 06/30/2023	Total # of Employees	Total %
Number of employees that were rated	206	100%
Number of employees that were unrated	0	0%



Information contained within this report reflects unaudited data provided directly to the Louisiana Department of State Civil Service by each state agency. Inconsistencies found throughout the report may be attributed to personnel changes not properly reflected in the agency's human resources information system during the performance evaluation period.



State of Louisiana

STATE CIVIL SERVICE

*PES Annual Report - Fiscal Year 2022-2023*

**Major Department: DEPT OF CULTURE, RECREATION AND TOURISM**

<b>Performance Year 07/01/2022 - 06/30/2023</b>	<b>Total # of Employees</b>	<b>Total %</b>
Number of employees that were rated	503	100%
Number of employees that were unrated	0	0%
Number of employees that were rated Exceptional	61	12%
Number of employees that were rated Successful	427	84.89%
Number of employees that were rated Needs Improvement / Unsuccessful	5	1%
Number of employees that were rated Not Evaluated	10	1.99%
Number of employees that were rated Unrated	0	0%

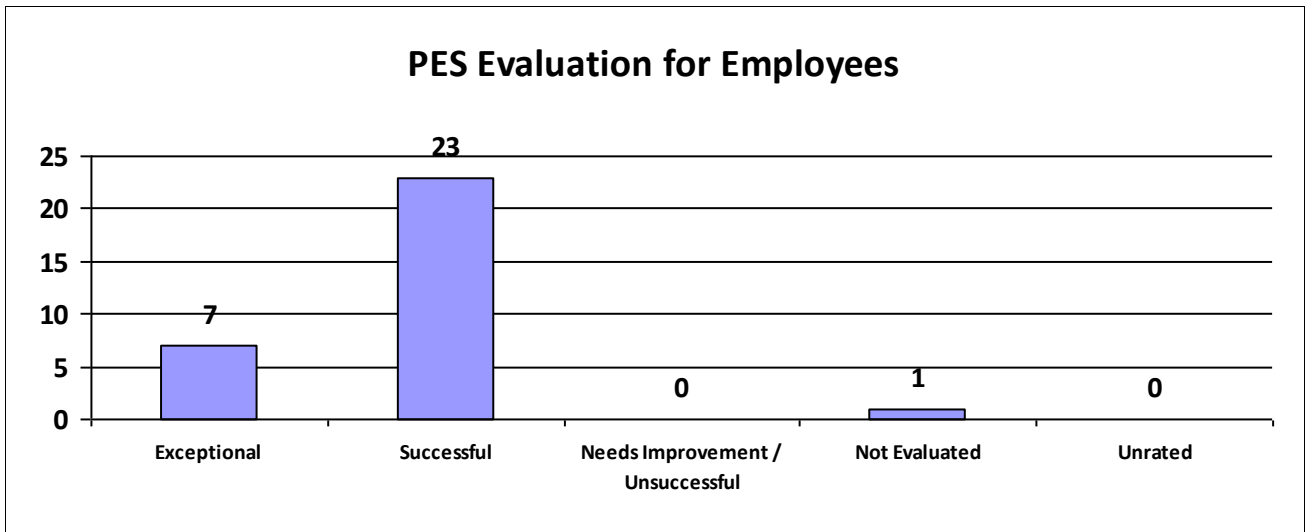
Information contained within this report reflects unaudited data provided directly to the Louisiana Department of State Civil Service by each state agency. Inconsistencies found throughout the report may be attributed to personnel changes not properly reflected in the agency's human resources information system during the performance evaluation period.



**State of Louisiana**  
**STATE CIVIL SERVICE**  
*PES Annual Report - Fiscal Year 2022-2023*

**Agency: CRT-Off of Cultural Dev**

Performance Year 07/01/2022 - 06/30/2023	Total # of Employees	Total %
Number of employees that were rated	31	100%
Number of employees that were unrated	0	0%



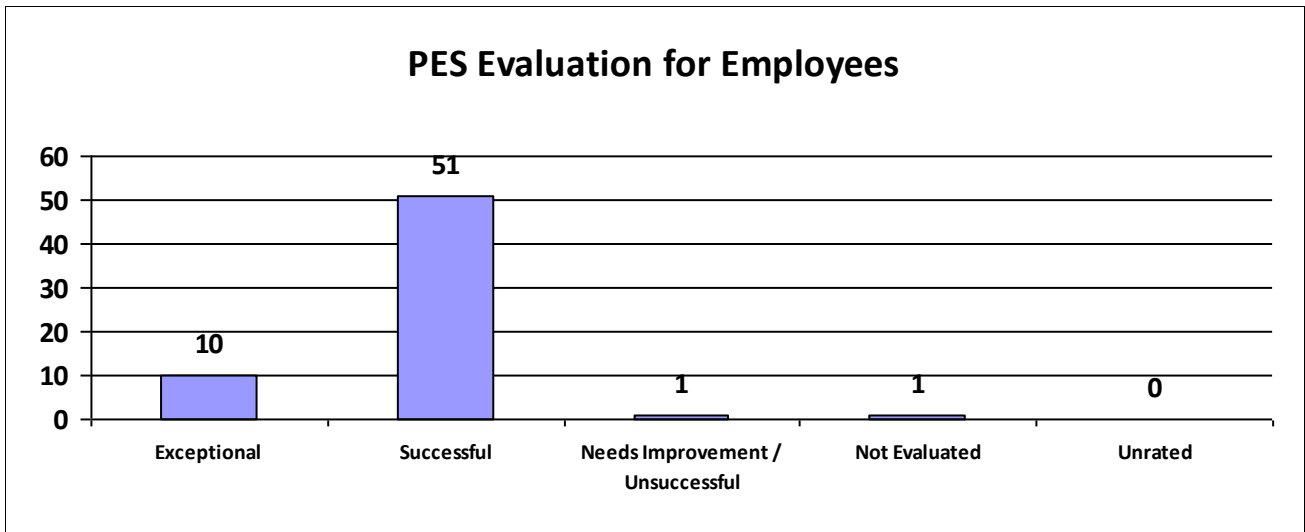
Information contained within this report reflects unaudited data provided directly to the Louisiana Department of State Civil Service by each state agency. Inconsistencies found throughout the report may be attributed to personnel changes not properly reflected in the agency's human resources information system during the performance evaluation period.



**State of Louisiana**  
**STATE CIVIL SERVICE**  
*PES Annual Report - Fiscal Year 2022-2023*

**Agency: CRT-Off of State Museum**

Performance Year 07/01/2022 - 06/30/2023	Total # of Employees	Total %
Number of employees that were rated	63	100%
Number of employees that were unrated	0	0%



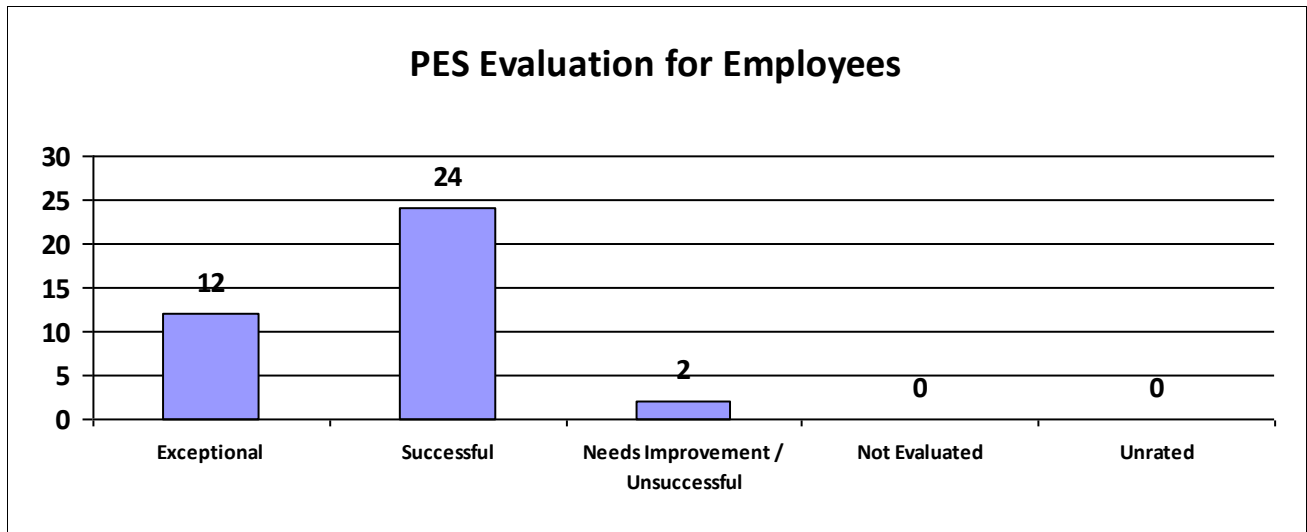
Information contained within this report reflects unaudited data provided directly to the Louisiana Department of State Civil Service by each state agency. Inconsistencies found throughout the report may be attributed to personnel changes not properly reflected in the agency's human resources information system during the performance evaluation period.



**State of Louisiana**  
**STATE CIVIL SERVICE**  
*PES Annual Report - Fiscal Year 2022-2023*

**Agency: CRT-Off of the Secretary**

Performance Year 07/01/2022 - 06/30/2023	Total # of Employees	Total %
Number of employees that were rated	38	100%
Number of employees that were unrated	0	0%



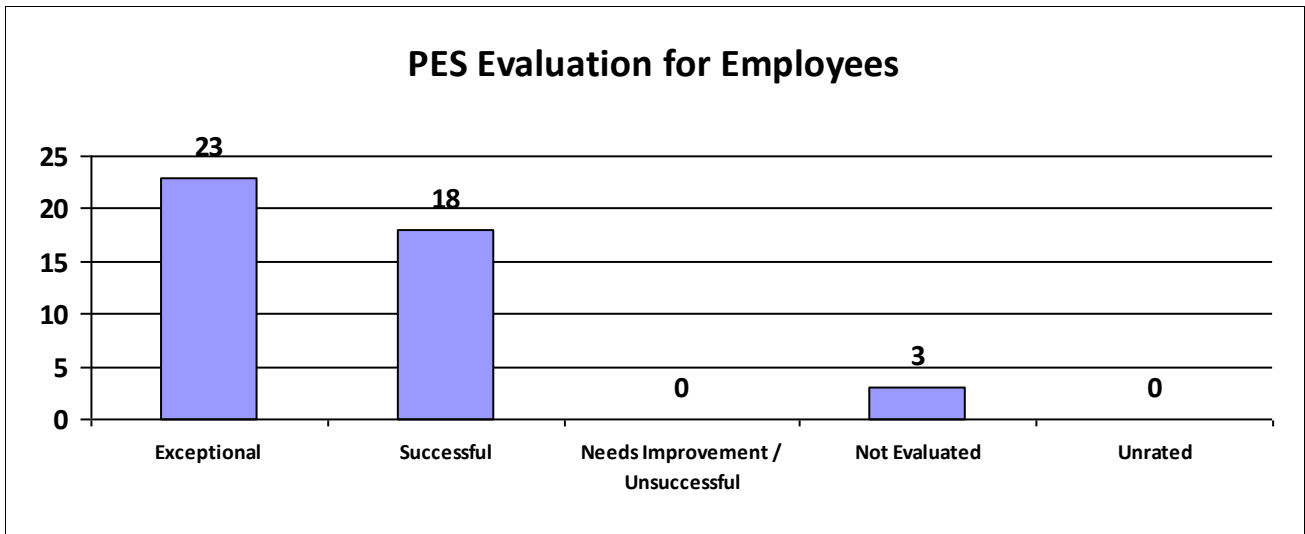
Information contained within this report reflects unaudited data provided directly to the Louisiana Department of State Civil Service by each state agency. Inconsistencies found throughout the report may be attributed to personnel changes not properly reflected in the agency's human resources information system during the performance evaluation period.



**State of Louisiana**  
**STATE CIVIL SERVICE**  
*PES Annual Report - Fiscal Year 2022-2023*

**Agency: CRT-Off of the State Library**

Performance Year 07/01/2022 - 06/30/2023	Total # of Employees	Total %
Number of employees that were rated	44	100%
Number of employees that were unrated	0	0%



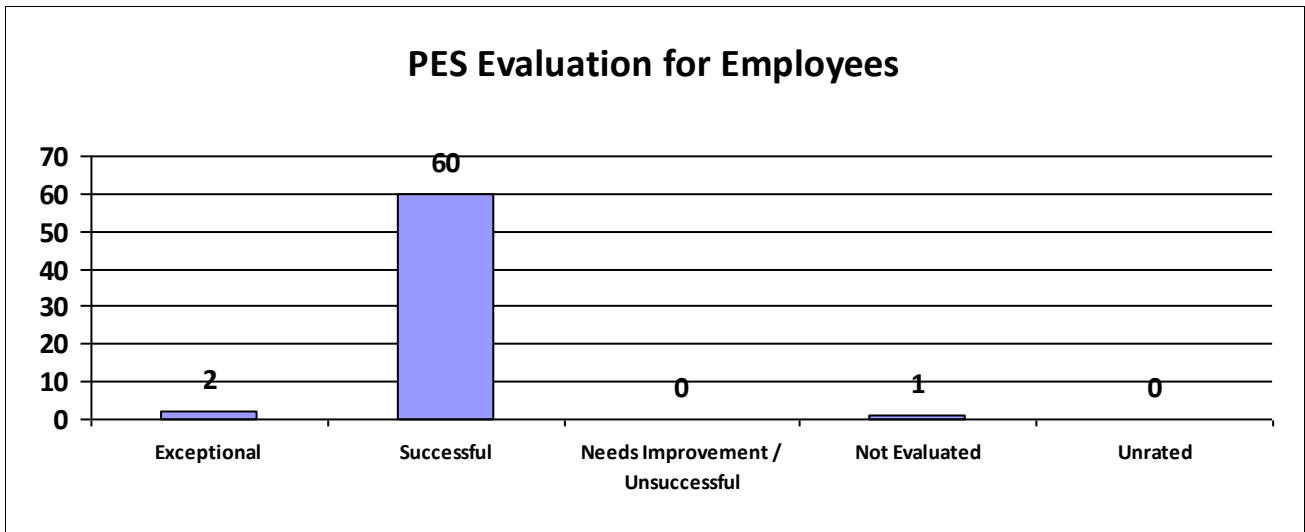
Information contained within this report reflects unaudited data provided directly to the Louisiana Department of State Civil Service by each state agency. Inconsistencies found throughout the report may be attributed to personnel changes not properly reflected in the agency's human resources information system during the performance evaluation period.



**State of Louisiana**  
**STATE CIVIL SERVICE**  
*PES Annual Report - Fiscal Year 2022-2023*

**Agency: CRT-Off of Tourism**

Performance Year 07/01/2022 - 06/30/2023	Total # of Employees	Total %
Number of employees that were rated	63	100%
Number of employees that were unrated	0	0%



Information contained within this report reflects unaudited data provided directly to the Louisiana Department of State Civil Service by each state agency. Inconsistencies found throughout the report may be attributed to personnel changes not properly reflected in the agency's human resources information system during the performance evaluation period.





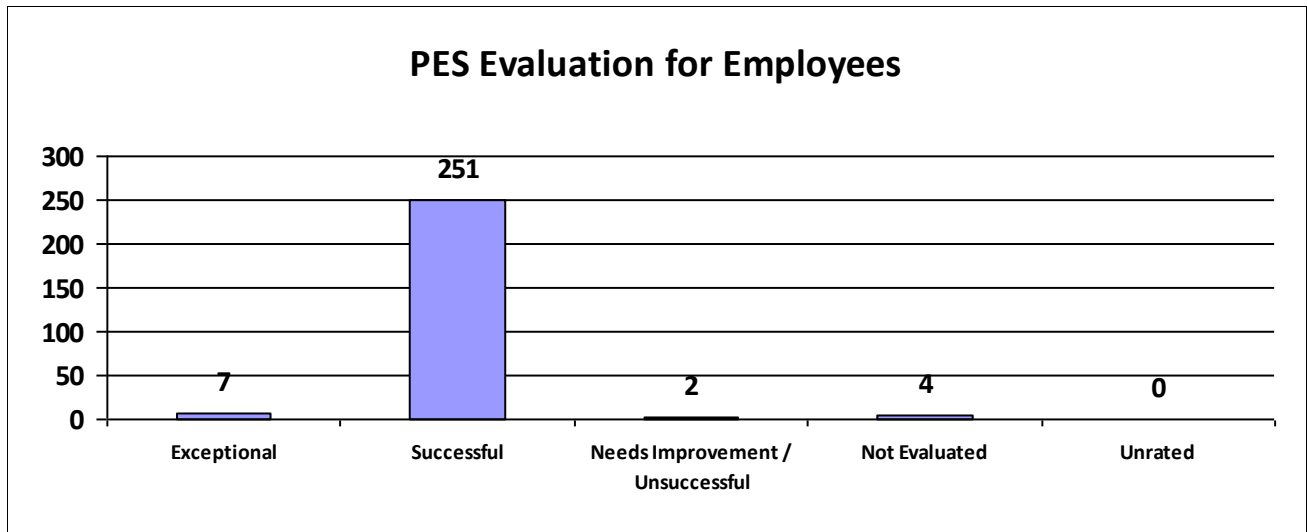
State of Louisiana

STATE CIVIL SERVICE

PES Annual Report - Fiscal Year 2022-2023

Agency: CRT-Office of State Parks

Performance Year 07/01/2022 - 06/30/2023	Total # of Employees	Total %
Number of employees that were rated	264	100%
Number of employees that were unrated	0	0%



Information contained within this report reflects unaudited data provided directly to the Louisiana Department of State Civil Service by each state agency. Inconsistencies found throughout the report may be attributed to personnel changes not properly reflected in the agency's human resources information system during the performance evaluation period.



State of Louisiana

STATE CIVIL SERVICE

*PES Annual Report - Fiscal Year 2022-2023*

**Major Department: DEPT OF TRANSPORTATION AND DEVELOPMENT**

<b>Performance Year 07/01/2022 - 06/30/2023</b>	<b>Total # of Employees</b>	<b>Total %</b>
Number of employees that were rated	3,888	100%
Number of employees that were unrated	1	0.03%
Number of employees that were rated Exceptional	544	14%
Number of employees that were rated Successful	3,227	83.00%
Number of employees that were rated Needs Improvement / Unsuccessful	12	0%
Number of employees that were rated Not Evaluated	105	2.70%
Number of employees that were rated Unrated	1	0%

Information contained within this report reflects unaudited data provided directly to the Louisiana Department of State Civil Service by each state agency. Inconsistencies found throughout the report may be attributed to personnel changes not properly reflected in the agency's human resources information system during the performance evaluation period.



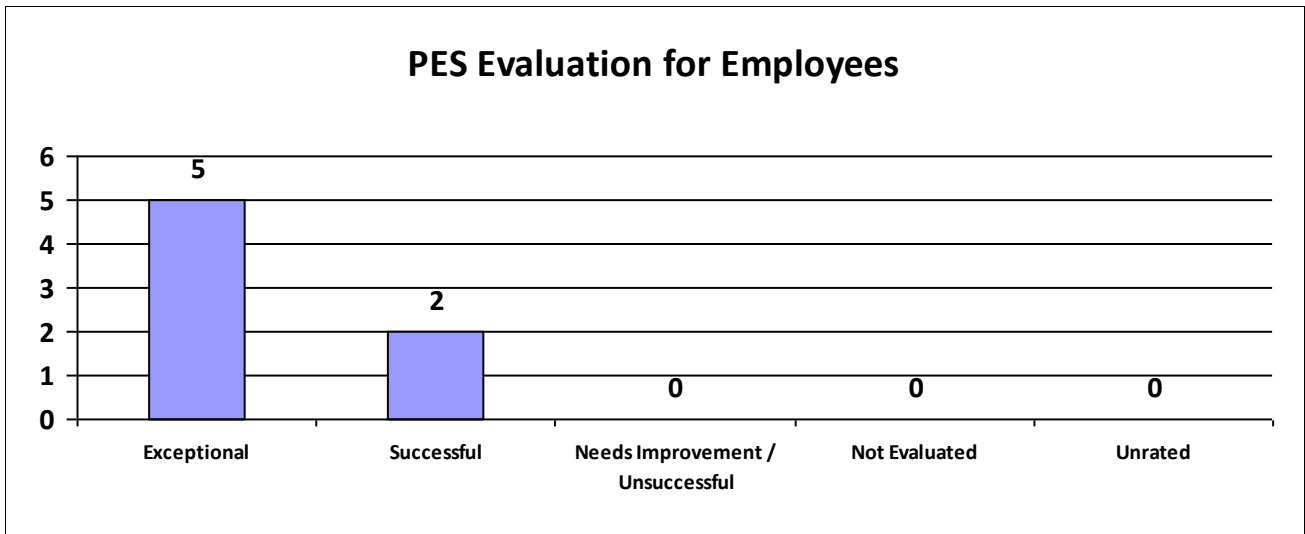
State of Louisiana

STATE CIVIL SERVICE

PES Annual Report - Fiscal Year 2022-2023

Agency: Bd of Reg Prof Eng & Land Surv

Performance Year 07/01/2022 - 06/30/2023	Total # of Employees	Total %
Number of employees that were rated	7	100%
Number of employees that were unrated	0	0%



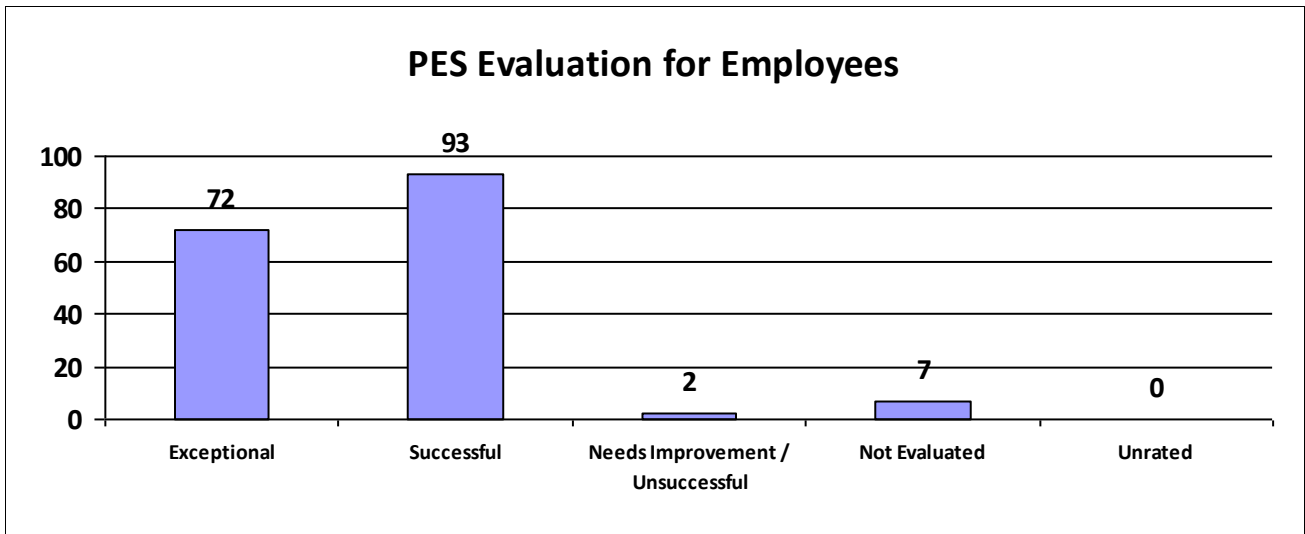
Information contained within this report reflects unaudited data provided directly to the Louisiana Department of State Civil Service by each state agency. Inconsistencies found throughout the report may be attributed to personnel changes not properly reflected in the agency's human resources information system during the performance evaluation period.



State of Louisiana  
**STATE CIVIL SERVICE**  
*PES Annual Report - Fiscal Year 2022-2023*

**Agency: DOTD-Administration**

Performance Year 07/01/2022 - 06/30/2023	Total # of Employees	Total %
Number of employees that were rated	174	100%
Number of employees that were unrated	0	0%



Information contained within this report reflects unaudited data provided directly to the Louisiana Department of State Civil Service by each state agency. Inconsistencies found throughout the report may be attributed to personnel changes not properly reflected in the agency's human resources information system during the performance evaluation period.



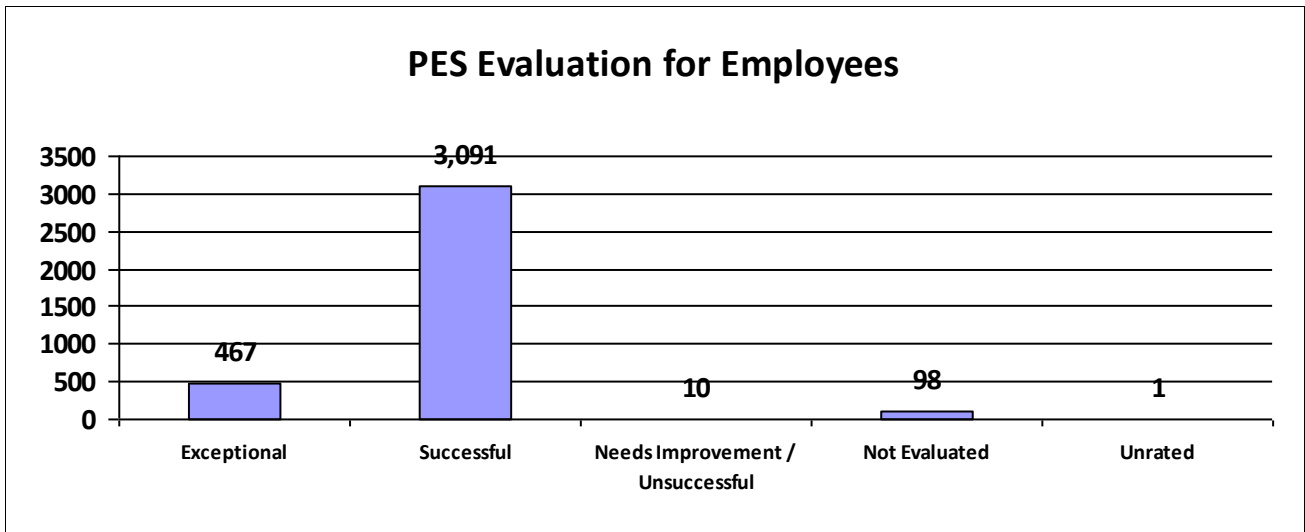
State of Louisiana

STATE CIVIL SERVICE

PES Annual Report - Fiscal Year 2022-2023

Agency: DOTD-Engineering & Operations

Performance Year 07/01/2022 - 06/30/2023	Total # of Employees	Total %
Number of employees that were rated	3,666	100%
Number of employees that were unrated	1	0%



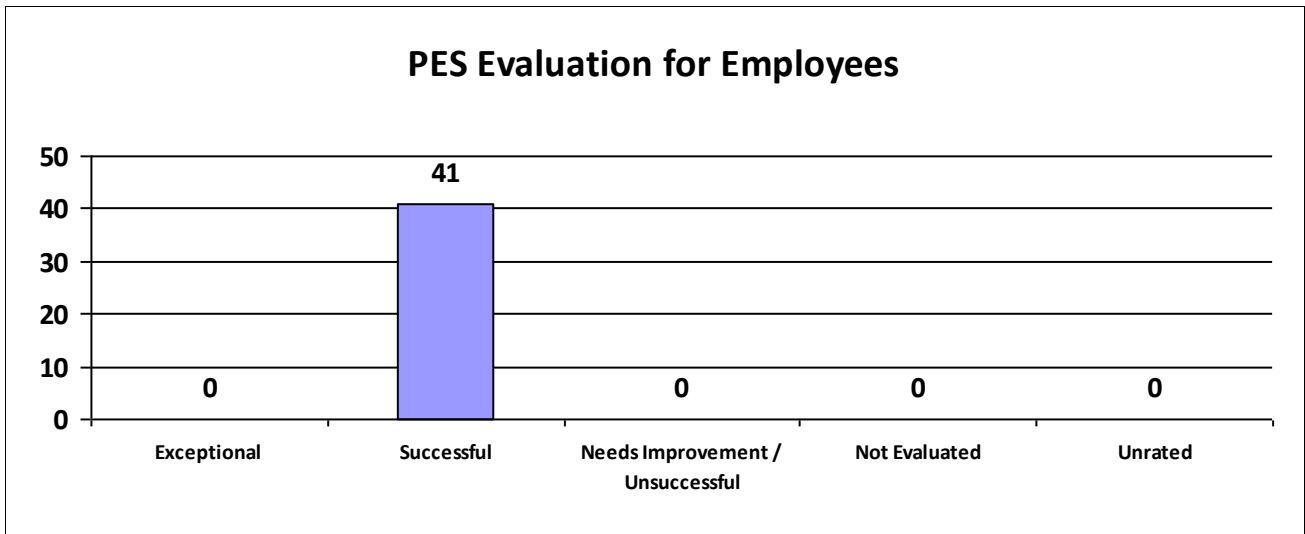
Information contained within this report reflects unaudited data provided directly to the Louisiana Department of State Civil Service by each state agency. Inconsistencies found throughout the report may be attributed to personnel changes not properly reflected in the agency's human resources information system during the performance evaluation period.



**State of Louisiana**  
**STATE CIVIL SERVICE**  
*PES Annual Report - Fiscal Year 2022-2023*

**Agency: DOTD-Sabine River Authority**

Performance Year 07/01/2022 - 06/30/2023	Total # of Employees	Total %
Number of employees that were rated	41	100%
Number of employees that were unrated	0	0%



Information contained within this report reflects unaudited data provided directly to the Louisiana Department of State Civil Service by each state agency. Inconsistencies found throughout the report may be attributed to personnel changes not properly reflected in the agency's human resources information system during the performance evaluation period.



State of Louisiana

STATE CIVIL SERVICE

*PES Annual Report - Fiscal Year 2022-2023*

**Major Department: DIVISION OF ADMINISTRATION**

<b>Performance Year 07/01/2022 - 06/30/2023</b>	<b>Total # of Employees</b>	<b>Total %</b>
Number of employees that were rated	148	100%
Number of employees that were unrated	0	0%
Number of employees that were rated Exceptional	2	1%
Number of employees that were rated Successful	137	92.57%
Number of employees that were rated Needs Improvement / Unsuccessful	0	0%
Number of employees that were rated Not Evaluated	9	6.08%
Number of employees that were rated Unrated	0	0%

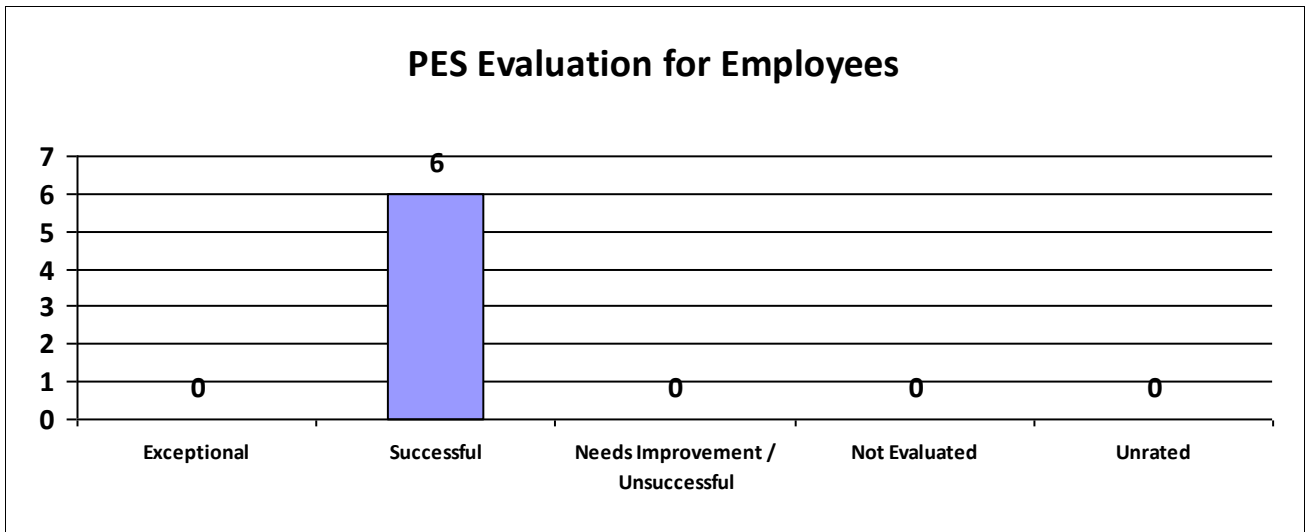
Information contained within this report reflects unaudited data provided directly to the Louisiana Department of State Civil Service by each state agency. Inconsistencies found throughout the report may be attributed to personnel changes not properly reflected in the agency's human resources information system during the performance evaluation period.



**State of Louisiana**  
**STATE CIVIL SERVICE**  
*PES Annual Report - Fiscal Year 2022-2023*

**Agency: DOA-Fed Property Assistance**

Performance Year 07/01/2022 - 06/30/2023	Total # of Employees	Total %
Number of employees that were rated	6	100%
Number of employees that were unrated	0	0%



Information contained within this report reflects unaudited data provided directly to the Louisiana Department of State Civil Service by each state agency. Inconsistencies found throughout the report may be attributed to personnel changes not properly reflected in the agency's human resources information system during the performance evaluation period.





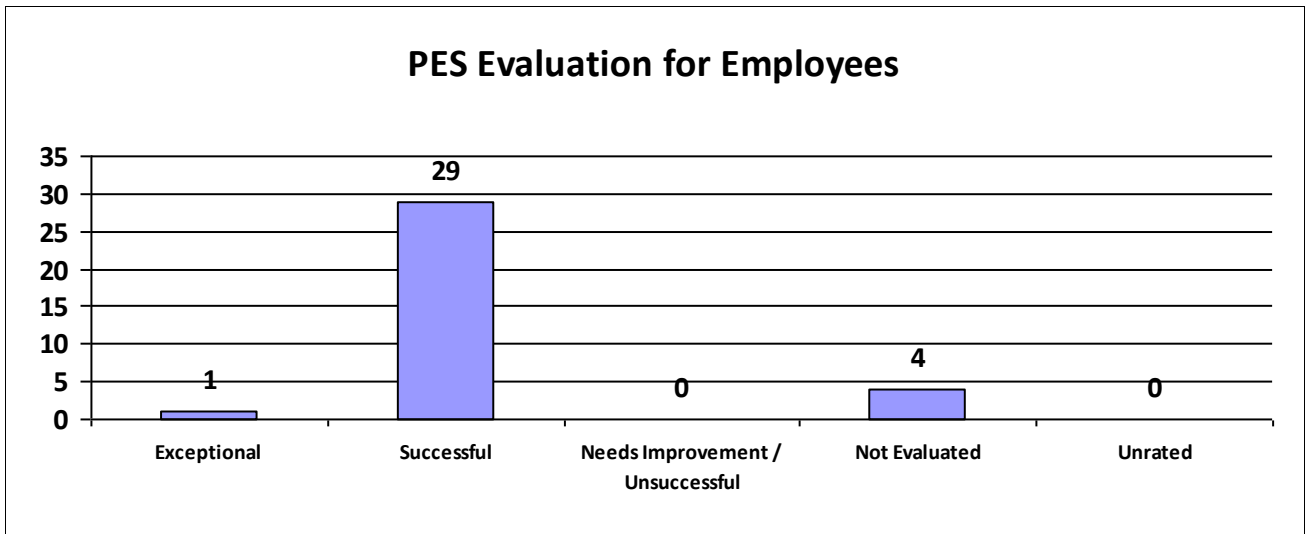
State of Louisiana

STATE CIVIL SERVICE

PES Annual Report - Fiscal Year 2022-2023

Agency: DOA-La Property Assist Agency

Performance Year 07/01/2022 - 06/30/2023	Total # of Employees	Total %
Number of employees that were rated	34	100%
Number of employees that were unrated	0	0%



Information contained within this report reflects unaudited data provided directly to the Louisiana Department of State Civil Service by each state agency. Inconsistencies found throughout the report may be attributed to personnel changes not properly reflected in the agency's human resources information system during the performance evaluation period.



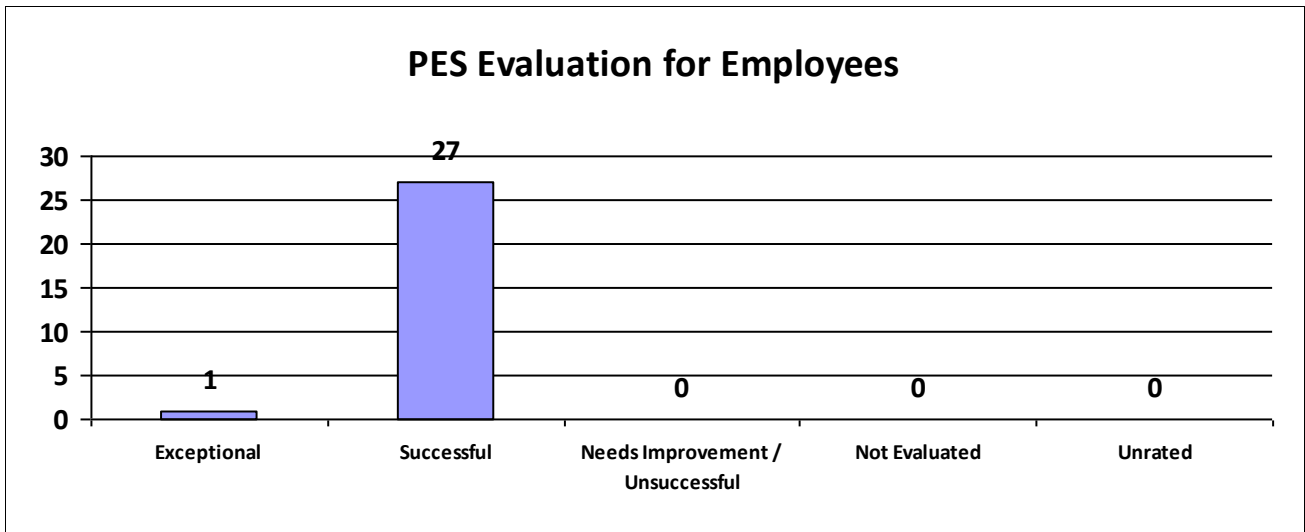
State of Louisiana

STATE CIVIL SERVICE

PES Annual Report - Fiscal Year 2022-2023

Agency: DOA-Louisiana Tax Commission

Performance Year 07/01/2022 - 06/30/2023	Total # of Employees	Total %
Number of employees that were rated	28	100%
Number of employees that were unrated	0	0%



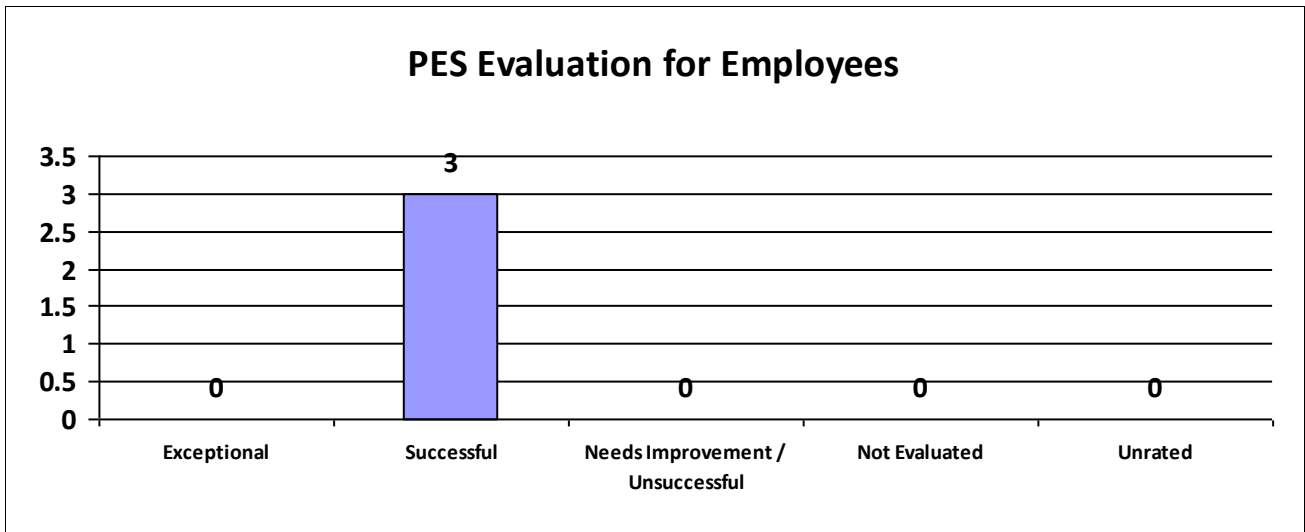
Information contained within this report reflects unaudited data provided directly to the Louisiana Department of State Civil Service by each state agency. Inconsistencies found throughout the report may be attributed to personnel changes not properly reflected in the agency's human resources information system during the performance evaluation period.



**State of Louisiana**  
**STATE CIVIL SERVICE**  
*PES Annual Report - Fiscal Year 2022-2023*

**Agency: DOA-Off of Aircraft Services**

Performance Year 07/01/2022 - 06/30/2023	Total # of Employees	Total %
Number of employees that were rated	3	100%
Number of employees that were unrated	0	0%



Information contained within this report reflects unaudited data provided directly to the Louisiana Department of State Civil Service by each state agency. Inconsistencies found throughout the report may be attributed to personnel changes not properly reflected in the agency's human resources information system during the performance evaluation period.



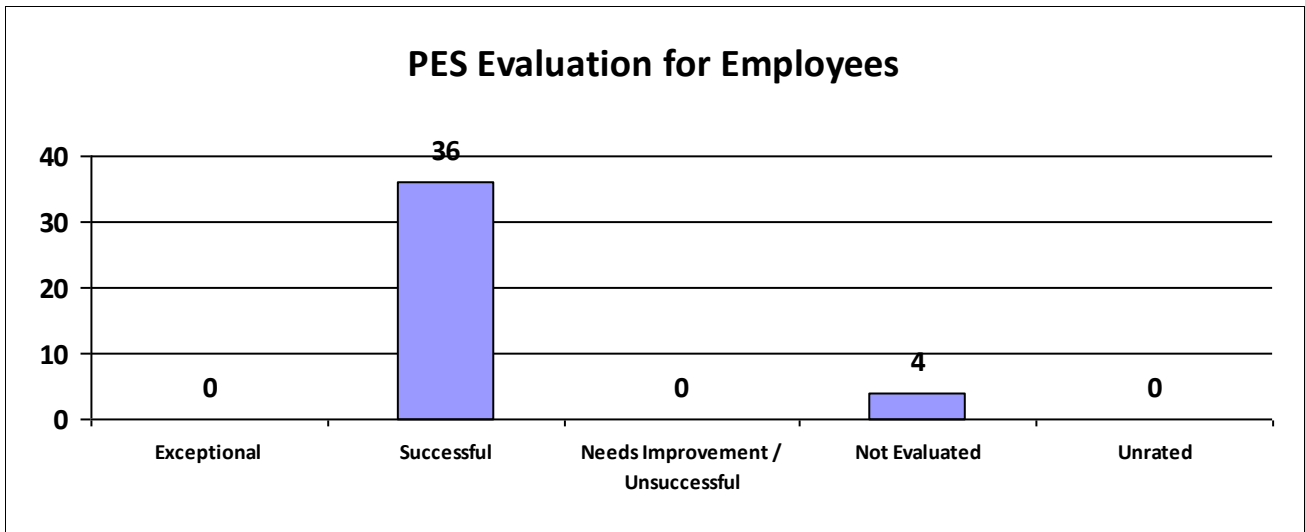
State of Louisiana

STATE CIVIL SERVICE

PES Annual Report - Fiscal Year 2022-2023

Agency: DOA-Office of Group Benefits

Performance Year 07/01/2022 - 06/30/2023	Total # of Employees	Total %
Number of employees that were rated	40	100%
Number of employees that were unrated	0	0%



Information contained within this report reflects unaudited data provided directly to the Louisiana Department of State Civil Service by each state agency. Inconsistencies found throughout the report may be attributed to personnel changes not properly reflected in the agency's human resources information system during the performance evaluation period.



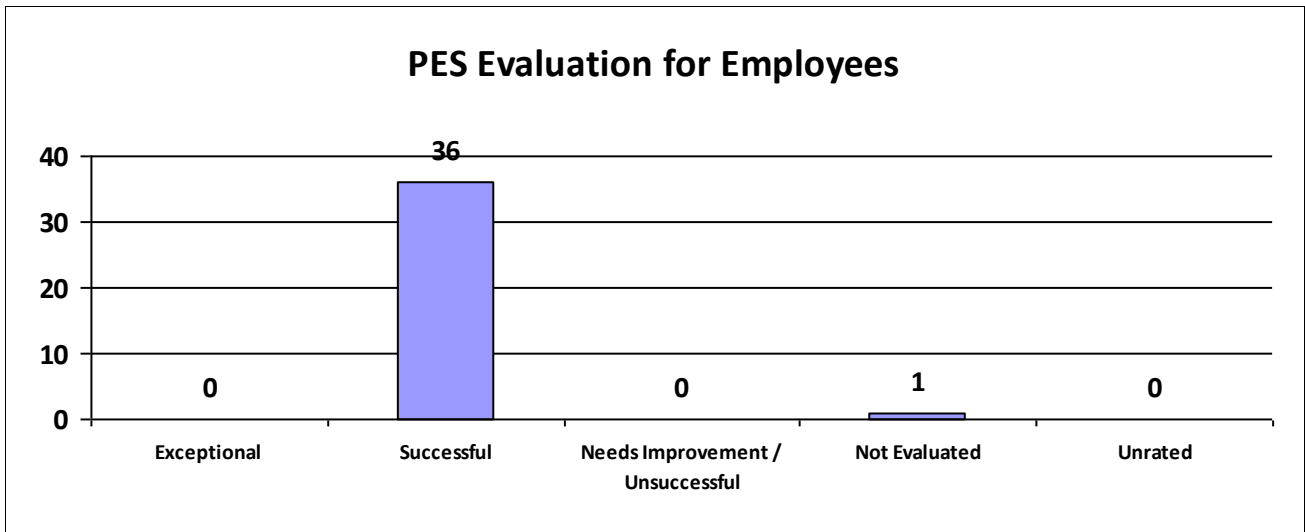
State of Louisiana

STATE CIVIL SERVICE

PES Annual Report - Fiscal Year 2022-2023

Agency: DOA-Office of Risk Management

Performance Year 07/01/2022 - 06/30/2023	Total # of Employees	Total %
Number of employees that were rated	37	100%
Number of employees that were unrated	0	0%



Information contained within this report reflects unaudited data provided directly to the Louisiana Department of State Civil Service by each state agency. Inconsistencies found throughout the report may be attributed to personnel changes not properly reflected in the agency's human resources information system during the performance evaluation period.



State of Louisiana

STATE CIVIL SERVICE

PES Annual Report - Fiscal Year 2022-2023

Major Department: EDUCATION - OTHER

Performance Year 07/01/2022 - 06/30/2023	Total # of Employees	Total %
Number of employees that were rated	157	100%
Number of employees that were unrated	0	0%
Number of employees that were rated Exceptional	34	22%
Number of employees that were rated Successful	103	65.61%
Number of employees that were rated Needs Improvement / Unsuccessful	6	4%
Number of employees that were rated Not Evaluated	14	8.92%
Number of employees that were rated Unrated	0	0%

Information contained within this report reflects unaudited data provided directly to the Louisiana Department of State Civil Service by each state agency. Inconsistencies found throughout the report may be attributed to personnel changes not properly reflected in the agency's human resources information system during the performance evaluation period.



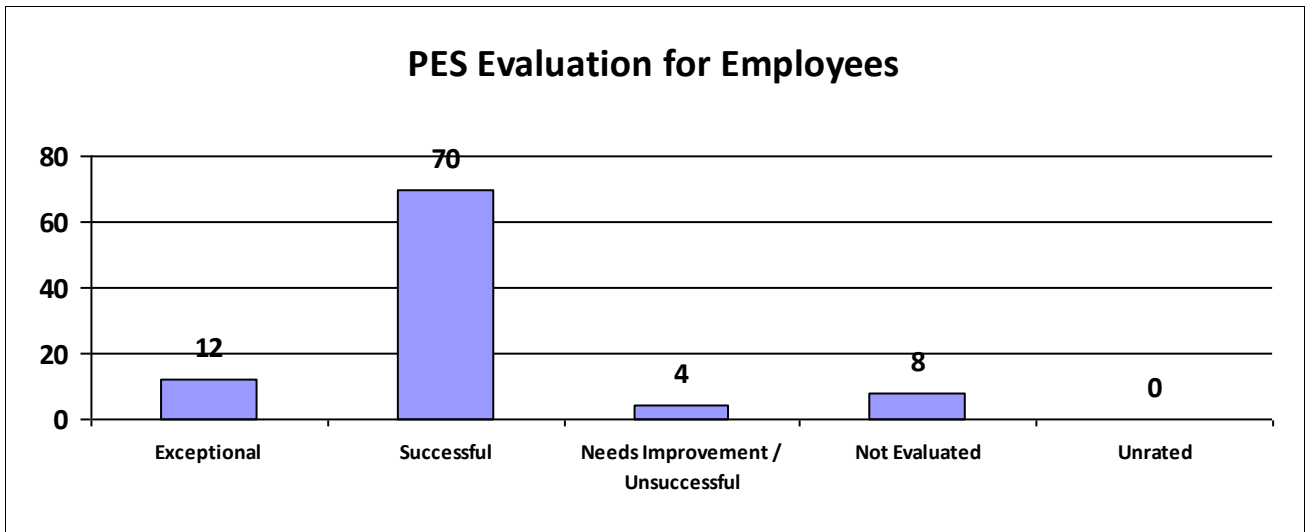
State of Louisiana

STATE CIVIL SERVICE

PES Annual Report - Fiscal Year 2022-2023

Agency: SSC - Special School District

Performance Year 07/01/2022 - 06/30/2023	Total # of Employees	Total %
Number of employees that were rated	94	100%
Number of employees that were unrated	0	0%



Information contained within this report reflects unaudited data provided directly to the Louisiana Department of State Civil Service by each state agency. Inconsistencies found throughout the report may be attributed to personnel changes not properly reflected in the agency's human resources information system during the performance evaluation period.



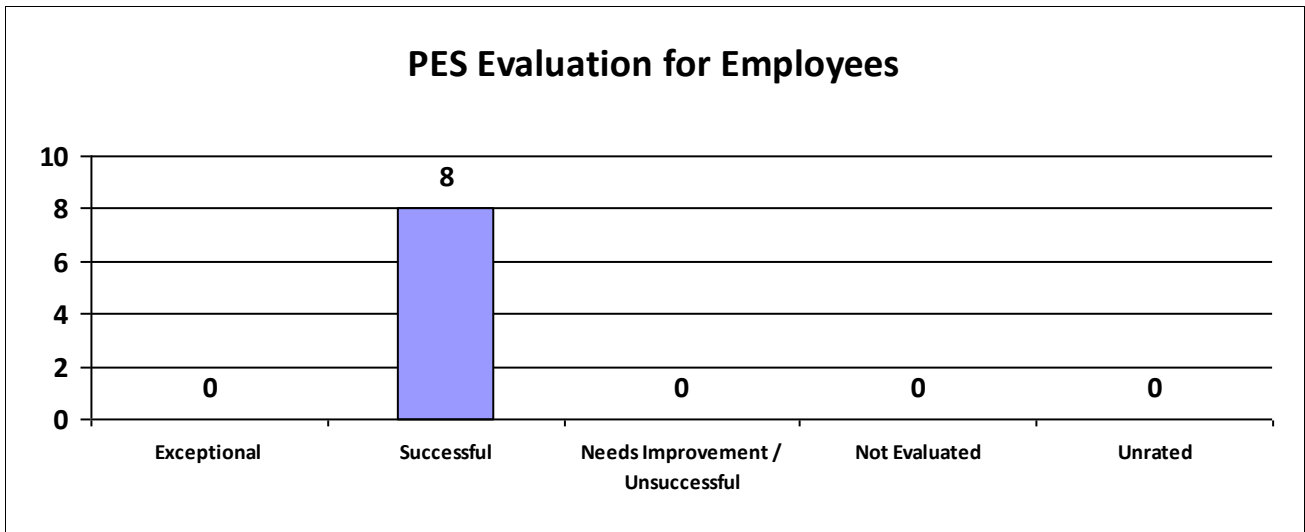
State of Louisiana

STATE CIVIL SERVICE

PES Annual Report - Fiscal Year 2022-2023

Agency: SSC-JDL La Sch Math Sci & Arts

Performance Year 07/01/2022 - 06/30/2023	Total # of Employees	Total %
Number of employees that were rated	8	100%
Number of employees that were unrated	0	0%



Information contained within this report reflects unaudited data provided directly to the Louisiana Department of State Civil Service by each state agency. Inconsistencies found throughout the report may be attributed to personnel changes not properly reflected in the agency's human resources information system during the performance evaluation period.





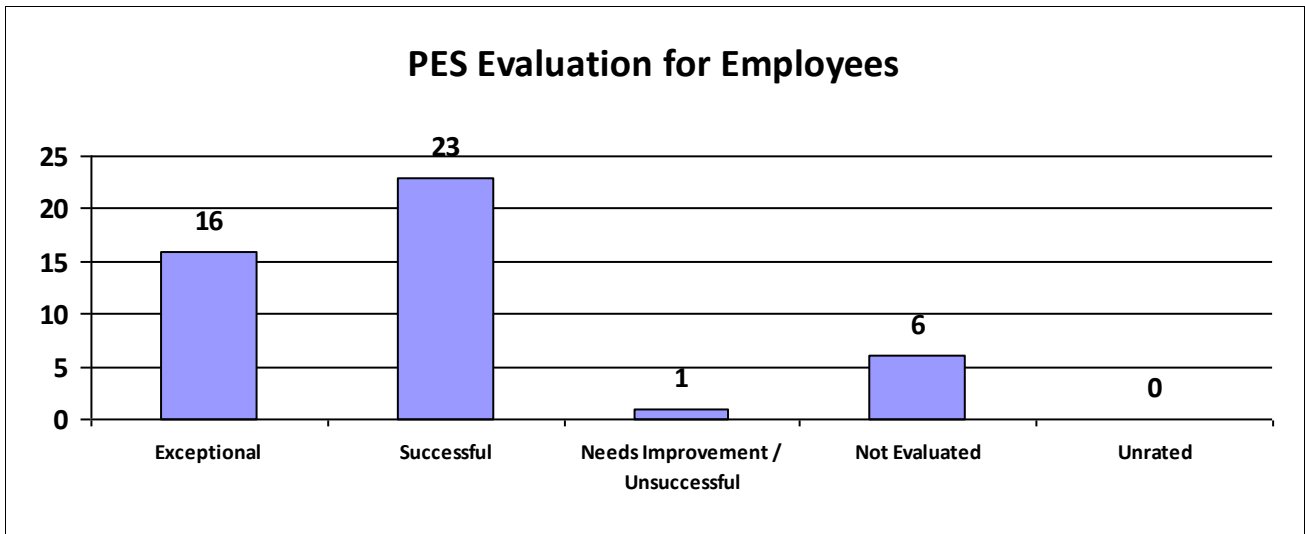
State of Louisiana

STATE CIVIL SERVICE

PES Annual Report - Fiscal Year 2022-2023

Agency: SSC-La Educational TV Author

Performance Year 07/01/2022 - 06/30/2023	Total # of Employees	Total %
Number of employees that were rated	46	100%
Number of employees that were unrated	0	0%



Information contained within this report reflects unaudited data provided directly to the Louisiana Department of State Civil Service by each state agency. Inconsistencies found throughout the report may be attributed to personnel changes not properly reflected in the agency's human resources information system during the performance evaluation period.



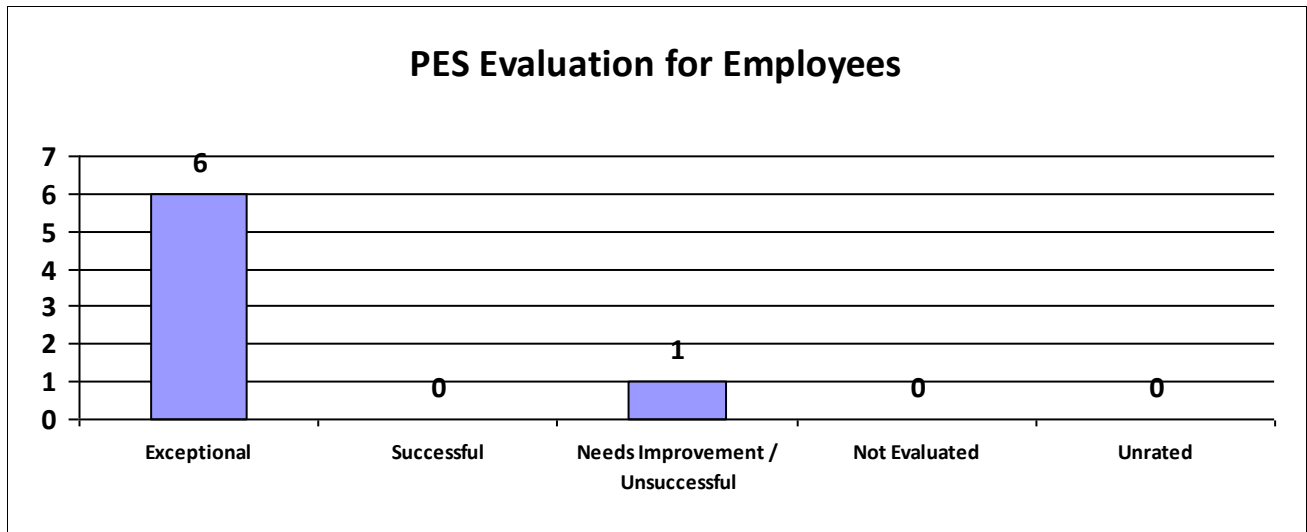
State of Louisiana

STATE CIVIL SERVICE

PES Annual Report - Fiscal Year 2022-2023

Agency: SSC-N O Ctr for Creative Arts

Performance Year 07/01/2022 - 06/30/2023	Total # of Employees	Total %
Number of employees that were rated	7	100%
Number of employees that were unrated	0	0%



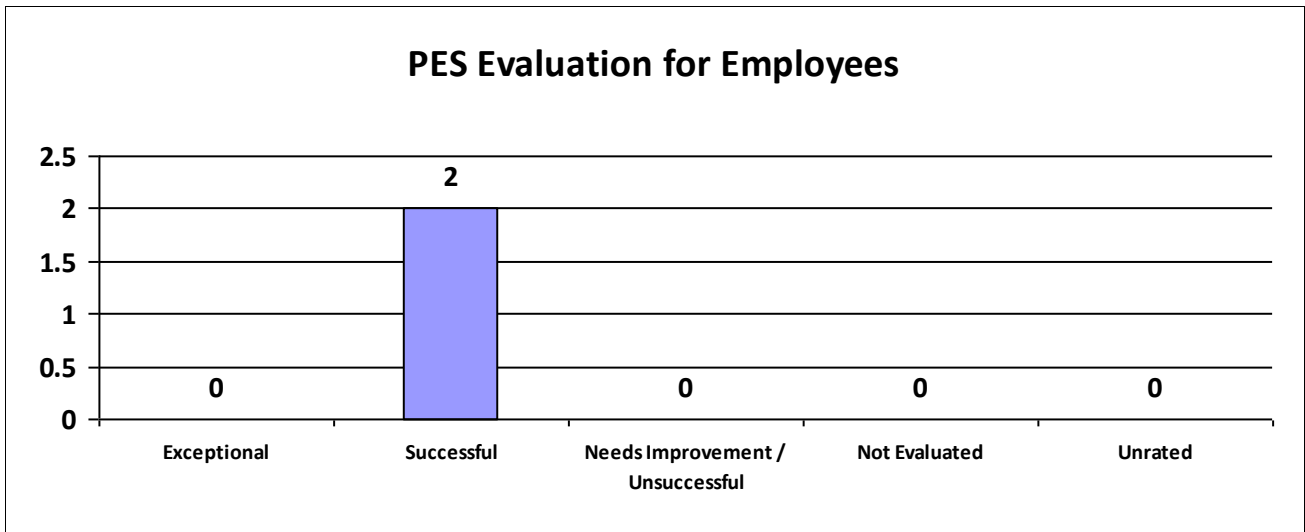
Information contained within this report reflects unaudited data provided directly to the Louisiana Department of State Civil Service by each state agency. Inconsistencies found throughout the report may be attributed to personnel changes not properly reflected in the agency's human resources information system during the performance evaluation period.



**State of Louisiana**  
**STATE CIVIL SERVICE**  
*PES Annual Report - Fiscal Year 2022-2023*

**Agency: SSC-Thrive Academy**

Performance Year 07/01/2022 - 06/30/2023	Total # of Employees	Total %
Number of employees that were rated	2	100%
Number of employees that were unrated	0	0%



Information contained within this report reflects unaudited data provided directly to the Louisiana Department of State Civil Service by each state agency. Inconsistencies found throughout the report may be attributed to personnel changes not properly reflected in the agency's human resources information system during the performance evaluation period.



State of Louisiana

STATE CIVIL SERVICE

PES Annual Report - Fiscal Year 2022-2023

**Major Department: EXECUTIVE DEPARTMENT / BOARDS**

<b>Performance Year 07/01/2022 - 06/30/2023</b>	<b>Total # of Employees</b>	<b>Total %</b>
Number of employees that were rated	1,918	100%
Number of employees that were unrated	2	0.10%
Number of employees that were rated Exceptional	158	8%
Number of employees that were rated Successful	1,676	87.38%
Number of employees that were rated Needs Improvement / Unsuccessful	16	1%
Number of employees that were rated Not Evaluated	68	3.55%
Number of employees that were rated Unrated	2	0%

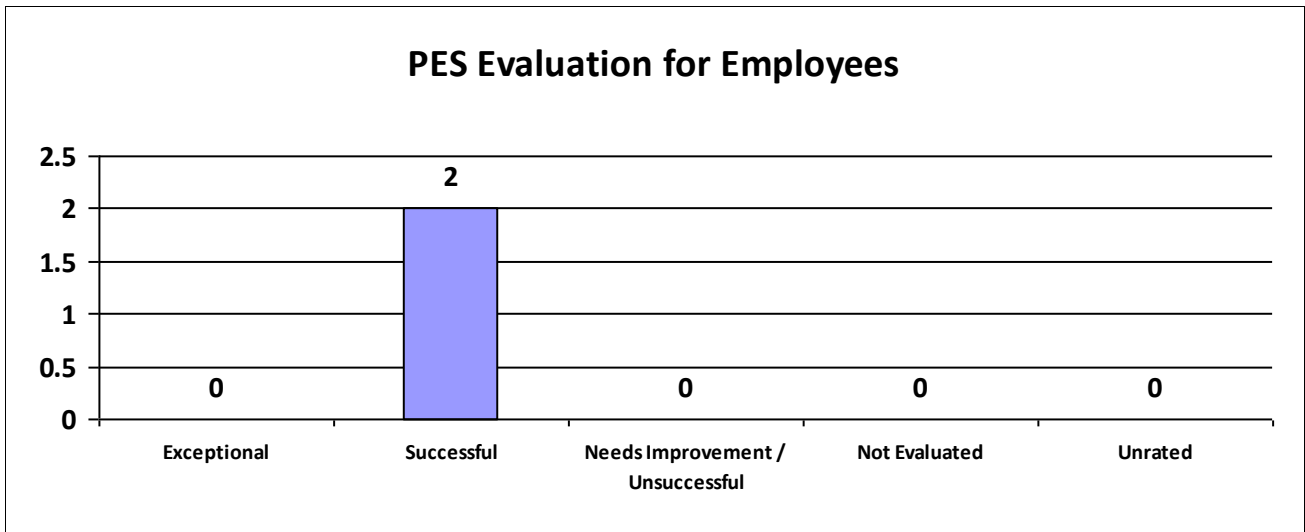
Information contained within this report reflects unaudited data provided directly to the Louisiana Department of State Civil Service by each state agency. Inconsistencies found throughout the report may be attributed to personnel changes not properly reflected in the agency's human resources information system during the performance evaluation period.



**State of Louisiana**  
**STATE CIVIL SERVICE**  
*PES Annual Report - Fiscal Year 2022-2023*

**Agency: Arch Examrs La St Bd /Gov**

<b>Performance Year 07/01/2022 - 06/30/2023</b>	<b>Total # of Employees</b>	<b>Total %</b>
Number of employees that were rated	2	100%
Number of employees that were unrated	0	0%



Information contained within this report reflects unaudited data provided directly to the Louisiana Department of State Civil Service by each state agency. Inconsistencies found throughout the report may be attributed to personnel changes not properly reflected in the agency's human resources information system during the performance evaluation period.



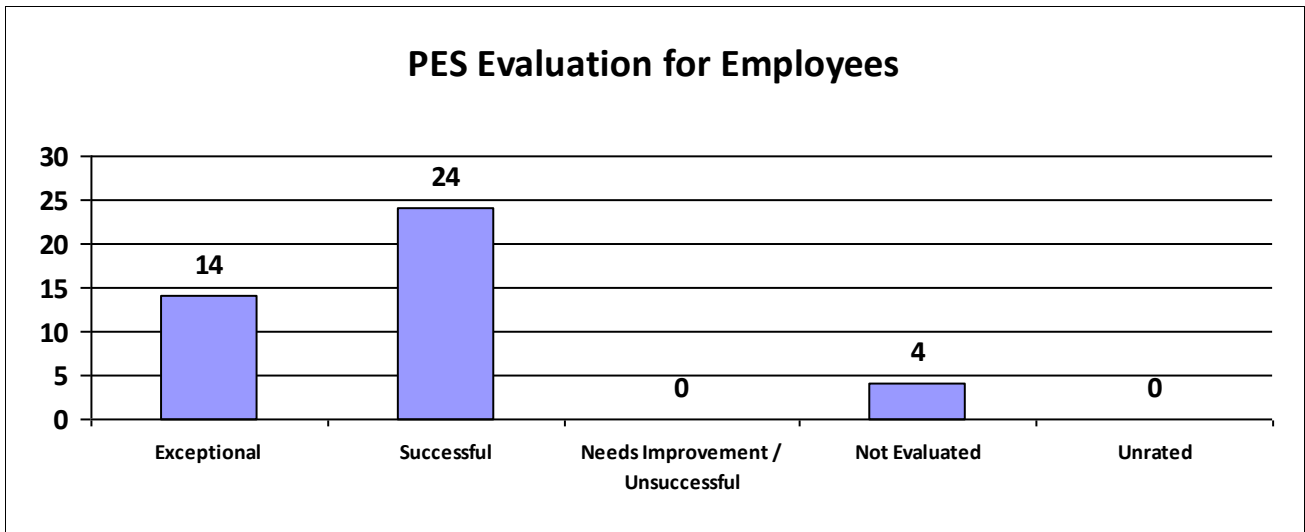
State of Louisiana

STATE CIVIL SERVICE

PES Annual Report - Fiscal Year 2022-2023

Agency: Contractor Lic Bd La St /Gov

Performance Year 07/01/2022 - 06/30/2023	Total # of Employees	Total %
Number of employees that were rated	42	100%
Number of employees that were unrated	0	0%



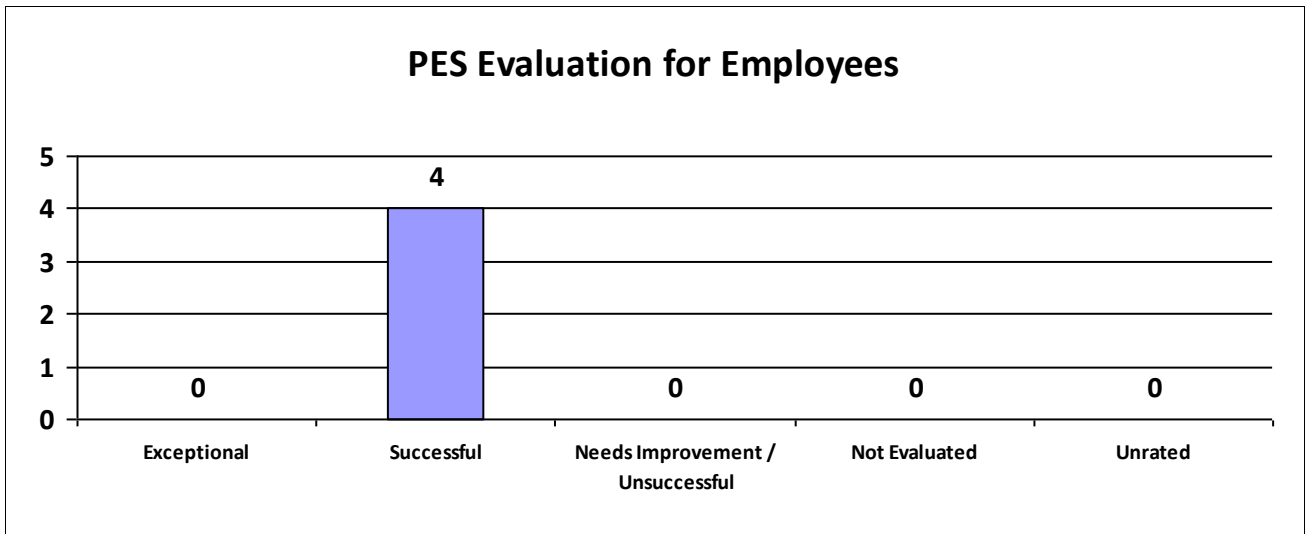
Information contained within this report reflects unaudited data provided directly to the Louisiana Department of State Civil Service by each state agency. Inconsistencies found throughout the report may be attributed to personnel changes not properly reflected in the agency's human resources information system during the performance evaluation period.



**State of Louisiana**  
**STATE CIVIL SERVICE**  
*PES Annual Report - Fiscal Year 2022-2023*

**Agency: CPAs La St Bd /Gov**

Performance Year 07/01/2022 - 06/30/2023	Total # of Employees	Total %
Number of employees that were rated	4	100%
Number of employees that were unrated	0	0%



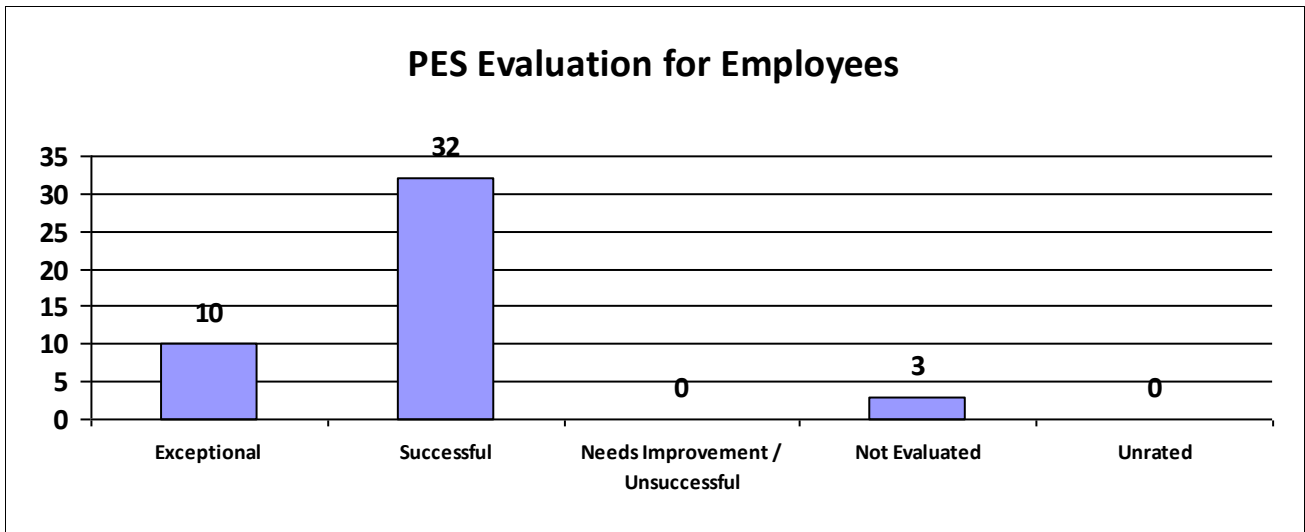
Information contained within this report reflects unaudited data provided directly to the Louisiana Department of State Civil Service by each state agency. Inconsistencies found throughout the report may be attributed to personnel changes not properly reflected in the agency's human resources information system during the performance evaluation period.



**State of Louisiana**  
**STATE CIVIL SERVICE**  
*PES Annual Report - Fiscal Year 2022-2023*

**Agency: CS-Div of Administrative Law**

Performance Year 07/01/2022 - 06/30/2023	Total # of Employees	Total %
Number of employees that were rated	45	100%
Number of employees that were unrated	0	0%



Information contained within this report reflects unaudited data provided directly to the Louisiana Department of State Civil Service by each state agency. Inconsistencies found throughout the report may be attributed to personnel changes not properly reflected in the agency's human resources information system during the performance evaluation period.





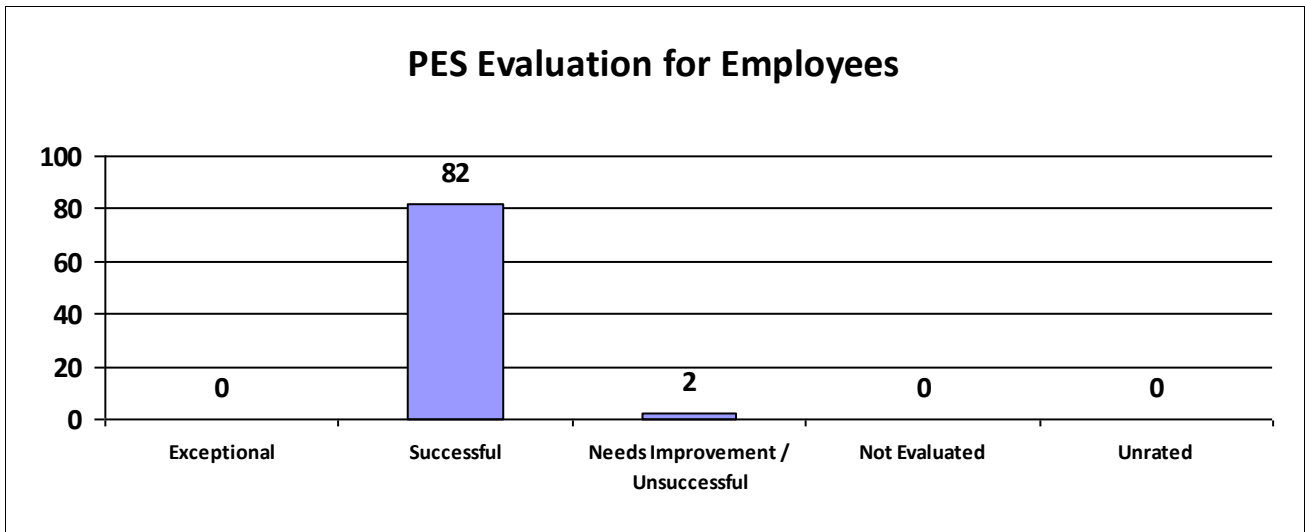
State of Louisiana

STATE CIVIL SERVICE

PES Annual Report - Fiscal Year 2022-2023

Agency: DOA-Office Of St Procurement

Performance Year 07/01/2022 - 06/30/2023	Total # of Employees	Total %
Number of employees that were rated	84	100%
Number of employees that were unrated	0	0%



Information contained within this report reflects unaudited data provided directly to the Louisiana Department of State Civil Service by each state agency. Inconsistencies found throughout the report may be attributed to personnel changes not properly reflected in the agency's human resources information system during the performance evaluation period.



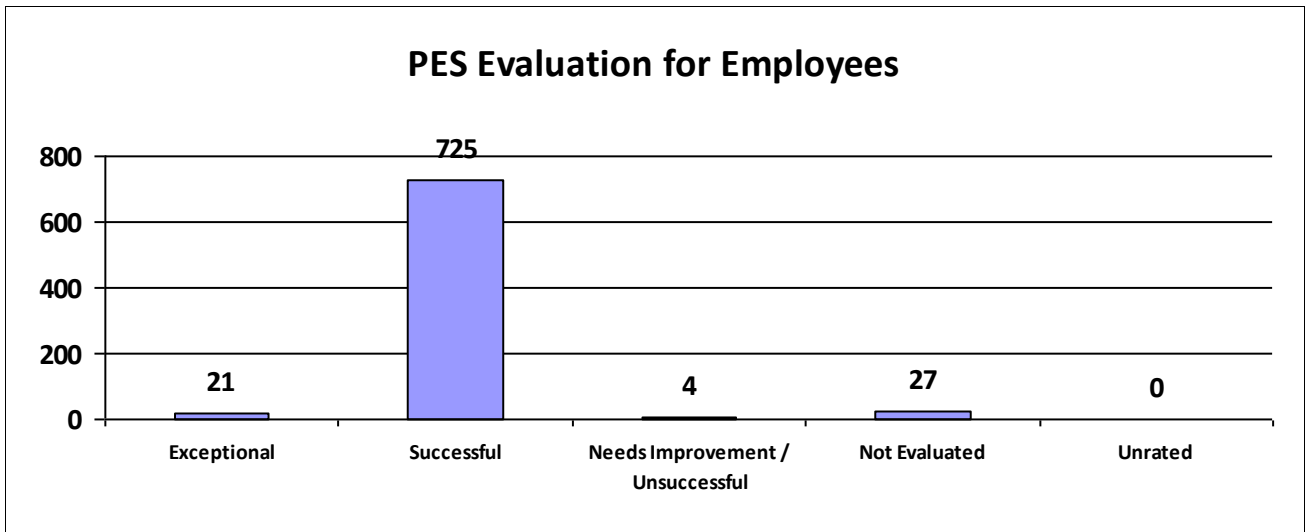
State of Louisiana

STATE CIVIL SERVICE

PES Annual Report - Fiscal Year 2022-2023

Agency: DOA-Office of Technology Svcs

Performance Year 07/01/2022 - 06/30/2023	Total # of Employees	Total %
Number of employees that were rated	777	100%
Number of employees that were unrated	0	0%



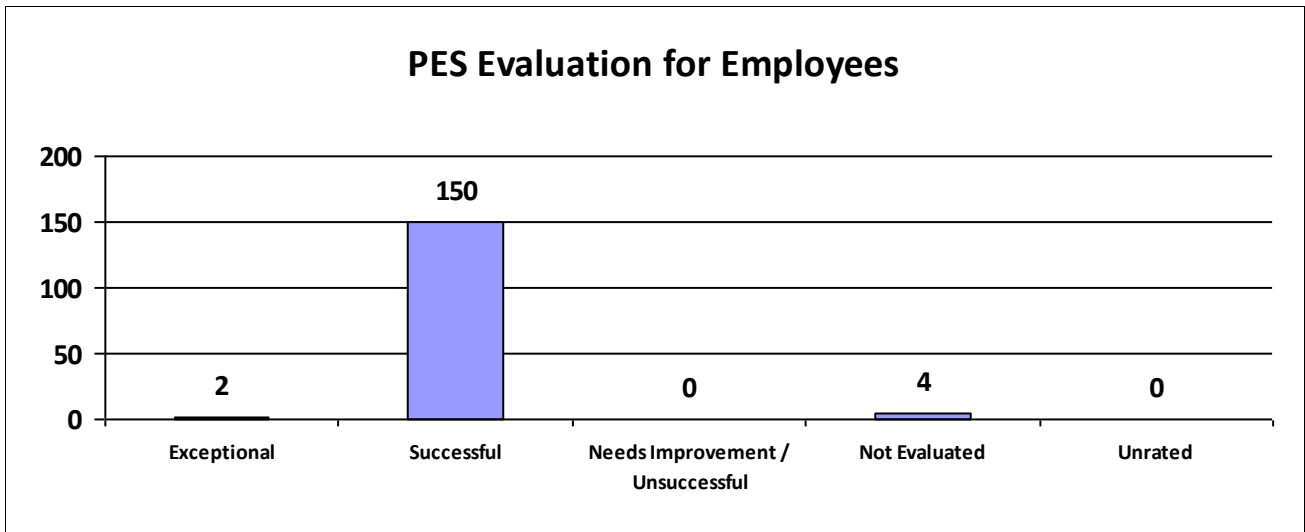
Information contained within this report reflects unaudited data provided directly to the Louisiana Department of State Civil Service by each state agency. Inconsistencies found throughout the report may be attributed to personnel changes not properly reflected in the agency's human resources information system during the performance evaluation period.



**State of Louisiana**  
**STATE CIVIL SERVICE**  
*PES Annual Report - Fiscal Year 2022-2023*

**Agency: GOV-Coast Prot & Restor Auth**

Performance Year 07/01/2022 - 06/30/2023	Total # of Employees	Total %
Number of employees that were rated	156	100%
Number of employees that were unrated	0	0%



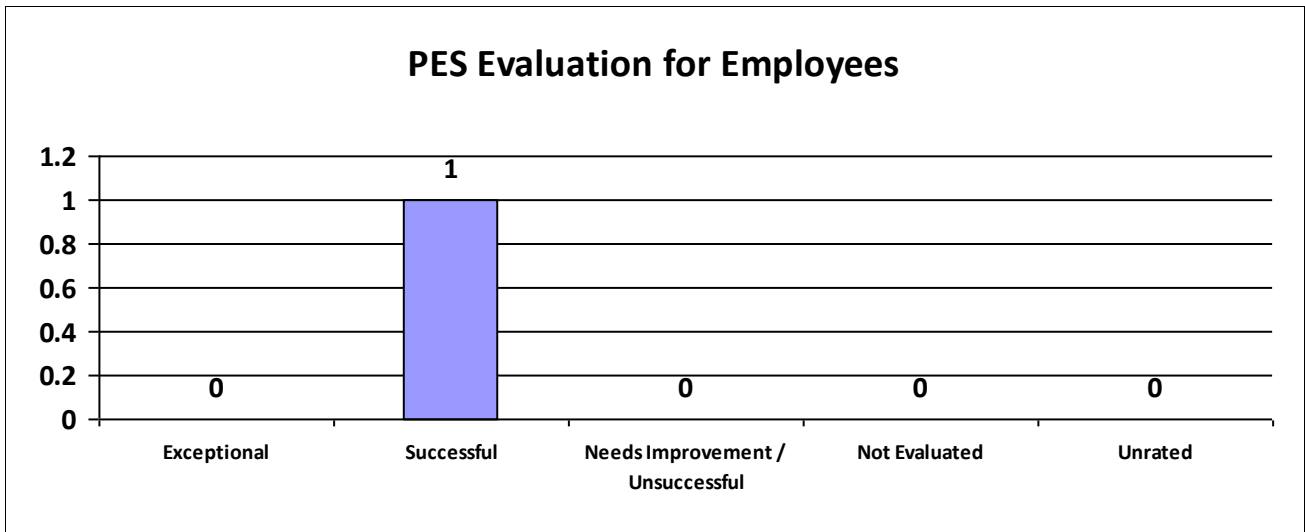
Information contained within this report reflects unaudited data provided directly to the Louisiana Department of State Civil Service by each state agency. Inconsistencies found throughout the report may be attributed to personnel changes not properly reflected in the agency's human resources information system during the performance evaluation period.



**State of Louisiana**  
**STATE CIVIL SERVICE**  
*PES Annual Report - Fiscal Year 2022-2023*

**Agency: Gov-Dept of Military Affairs**

Performance Year 07/01/2022 - 06/30/2023	Total # of Employees	Total %
Number of employees that were rated	1	100%
Number of employees that were unrated	0	0%



Information contained within this report reflects unaudited data provided directly to the Louisiana Department of State Civil Service by each state agency. Inconsistencies found throughout the report may be attributed to personnel changes not properly reflected in the agency's human resources information system during the performance evaluation period.



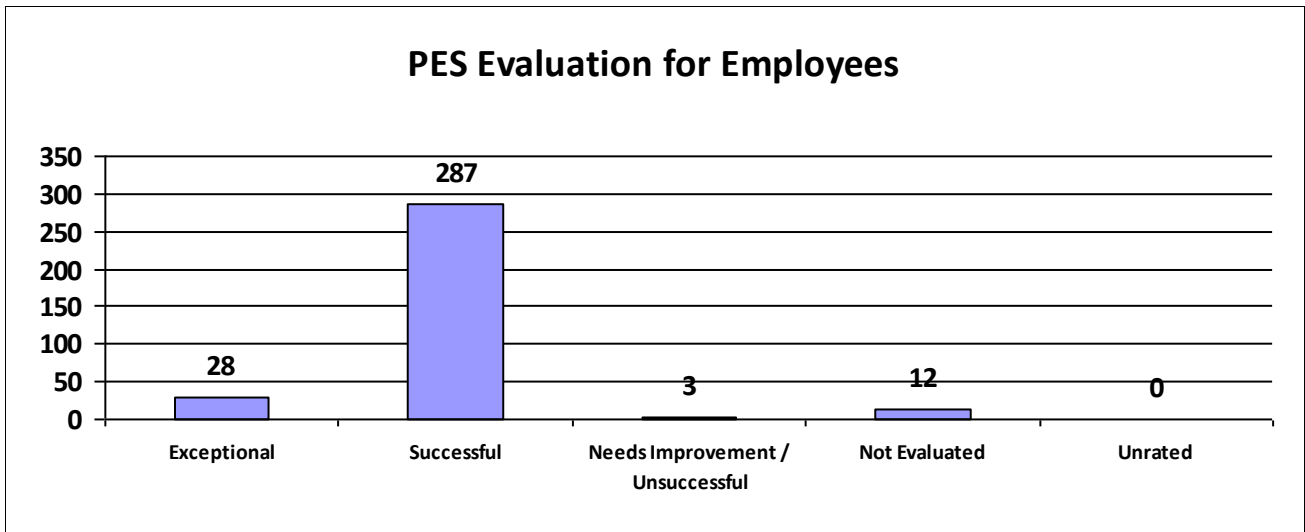
State of Louisiana

STATE CIVIL SERVICE

PES Annual Report - Fiscal Year 2022-2023

Agency: Gov-Div of Administration

Performance Year 07/01/2022 - 06/30/2023	Total # of Employees	Total %
Number of employees that were rated	330	100%
Number of employees that were unrated	0	0%



Information contained within this report reflects unaudited data provided directly to the Louisiana Department of State Civil Service by each state agency. Inconsistencies found throughout the report may be attributed to personnel changes not properly reflected in the agency's human resources information system during the performance evaluation period.



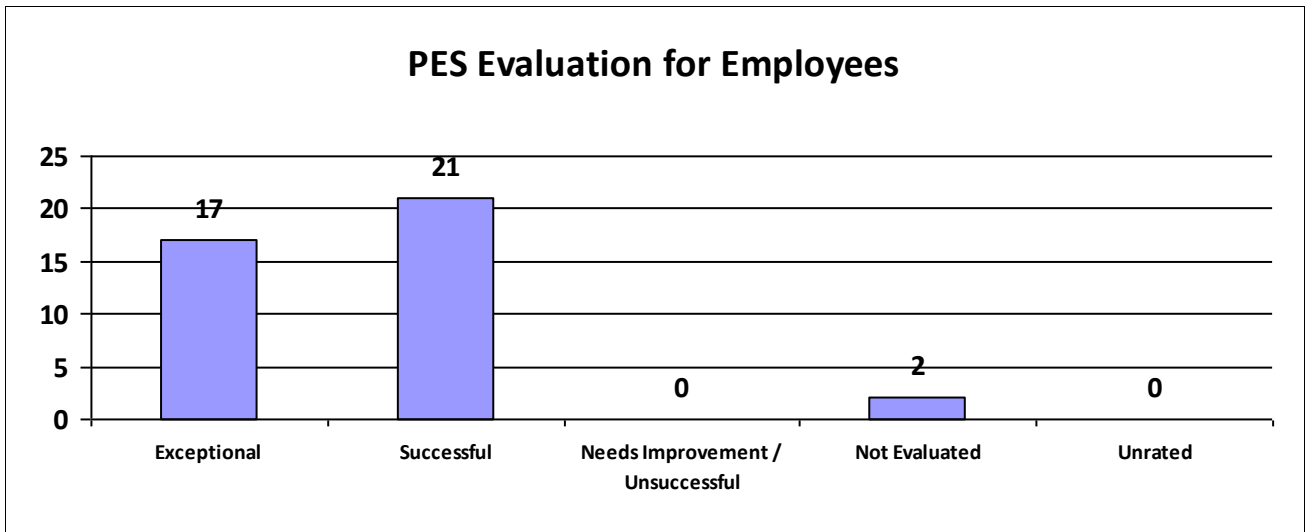
State of Louisiana

STATE CIVIL SERVICE

PES Annual Report - Fiscal Year 2022-2023

Agency: Gov-La Comm Law Enforce Adm CJ

Performance Year 07/01/2022 - 06/30/2023	Total # of Employees	Total %
Number of employees that were rated	40	100%
Number of employees that were unrated	0	0%



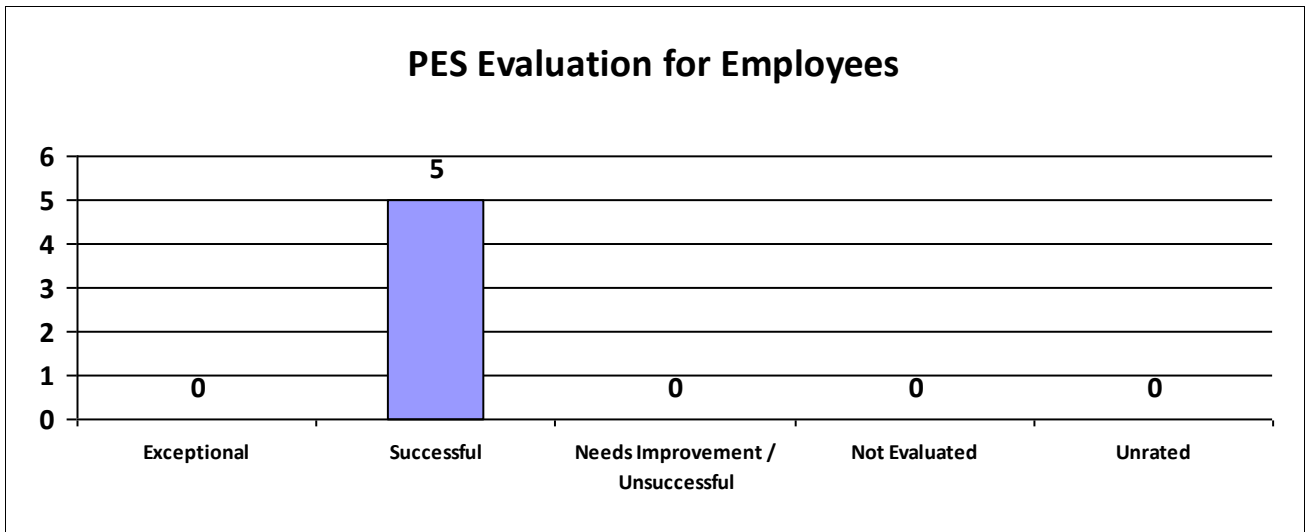
Information contained within this report reflects unaudited data provided directly to the Louisiana Department of State Civil Service by each state agency. Inconsistencies found throughout the report may be attributed to personnel changes not properly reflected in the agency's human resources information system during the performance evaluation period.



**State of Louisiana**  
**STATE CIVIL SERVICE**  
*PES Annual Report - Fiscal Year 2022-2023*

**Agency: Gov-LA Public Defender Board**

Performance Year 07/01/2022 - 06/30/2023	Total # of Employees	Total %
Number of employees that were rated	5	100%
Number of employees that were unrated	0	0%



Information contained within this report reflects unaudited data provided directly to the Louisiana Department of State Civil Service by each state agency. Inconsistencies found throughout the report may be attributed to personnel changes not properly reflected in the agency's human resources information system during the performance evaluation period.



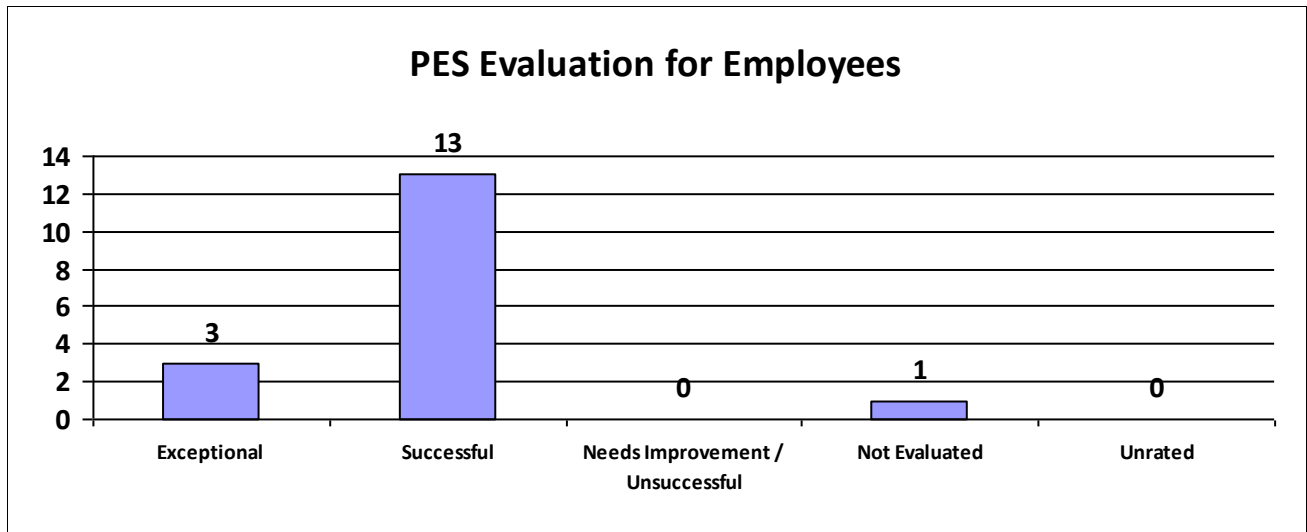
State of Louisiana

STATE CIVIL SERVICE

PES Annual Report - Fiscal Year 2022-2023

Agency: GOV-La St Racing Commission

Performance Year 07/01/2022 - 06/30/2023	Total # of Employees	Total %
Number of employees that were rated	17	100%
Number of employees that were unrated	0	0%



Information contained within this report reflects unaudited data provided directly to the Louisiana Department of State Civil Service by each state agency. Inconsistencies found throughout the report may be attributed to personnel changes not properly reflected in the agency's human resources information system during the performance evaluation period.





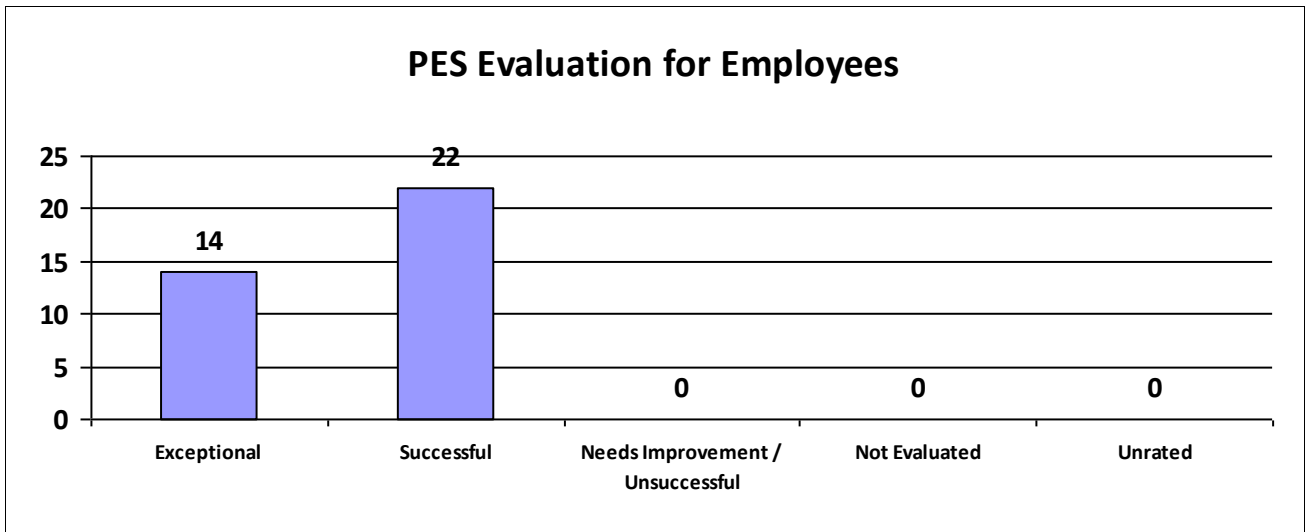
State of Louisiana

STATE CIVIL SERVICE

PES Annual Report - Fiscal Year 2022-2023

Agency: Gov-Mental Health Advocacy Ser

Performance Year 07/01/2022 - 06/30/2023	Total # of Employees	Total %
Number of employees that were rated	36	100%
Number of employees that were unrated	0	0%



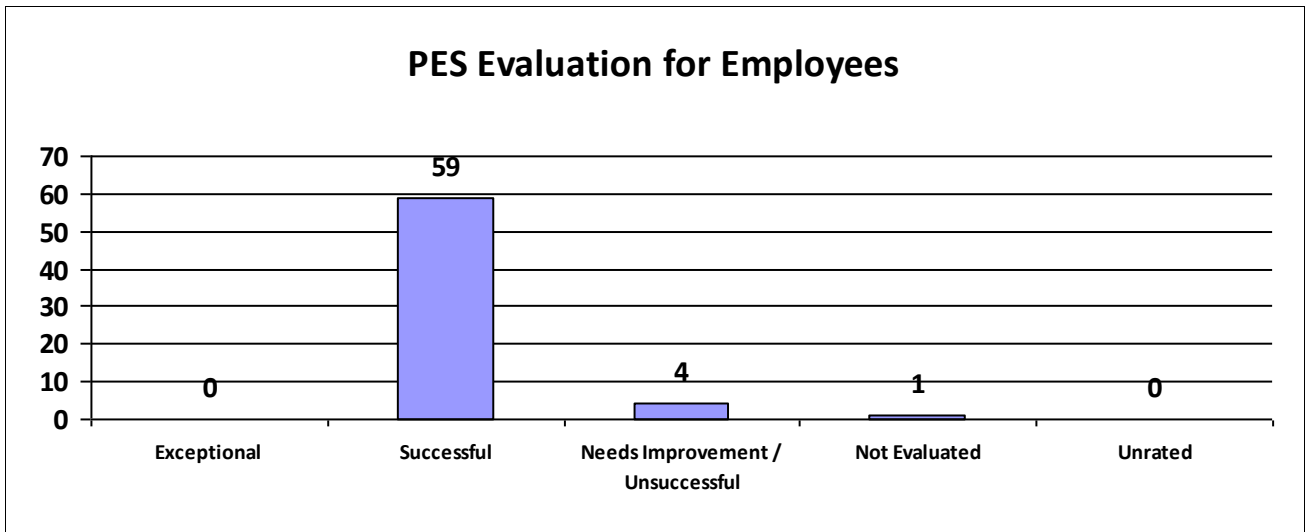
Information contained within this report reflects unaudited data provided directly to the Louisiana Department of State Civil Service by each state agency. Inconsistencies found throughout the report may be attributed to personnel changes not properly reflected in the agency's human resources information system during the performance evaluation period.



**State of Louisiana**  
**STATE CIVIL SERVICE**  
*PES Annual Report - Fiscal Year 2022-2023*

**Agency: Gov-Office of Elderly Affairs**

Performance Year 07/01/2022 - 06/30/2023	Total # of Employees	Total %
Number of employees that were rated	64	100%
Number of employees that were unrated	0	0%



Information contained within this report reflects unaudited data provided directly to the Louisiana Department of State Civil Service by each state agency. Inconsistencies found throughout the report may be attributed to personnel changes not properly reflected in the agency's human resources information system during the performance evaluation period.



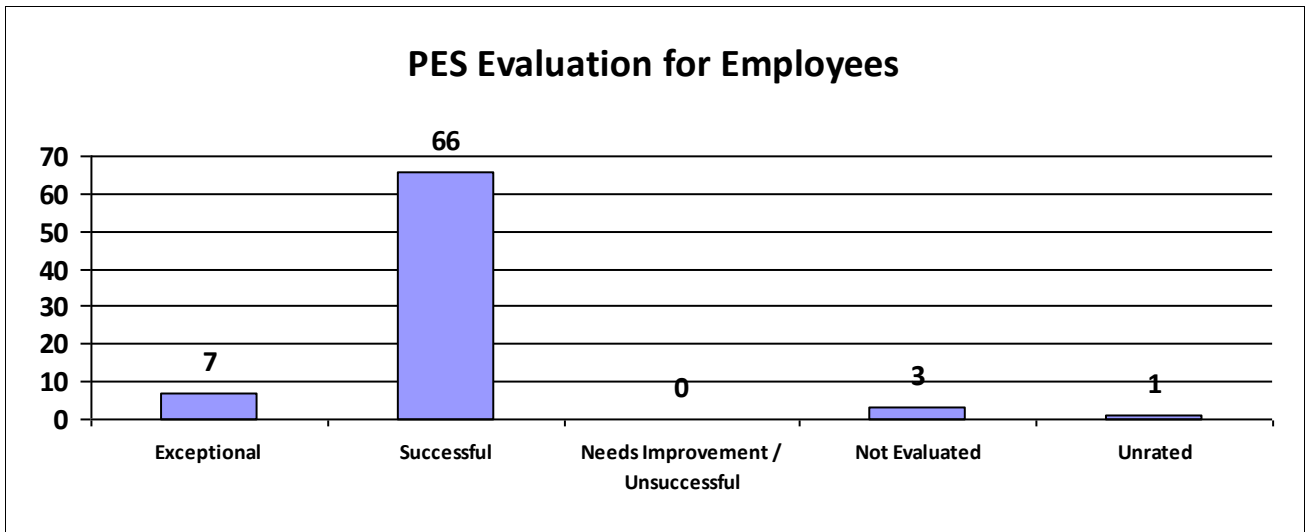
State of Louisiana

STATE CIVIL SERVICE

PES Annual Report - Fiscal Year 2022-2023

Agency: GOV-Office of Financial Instit

Performance Year 07/01/2022 - 06/30/2023	Total # of Employees	Total %
Number of employees that were rated	76	100%
Number of employees that were unrated	1	1%



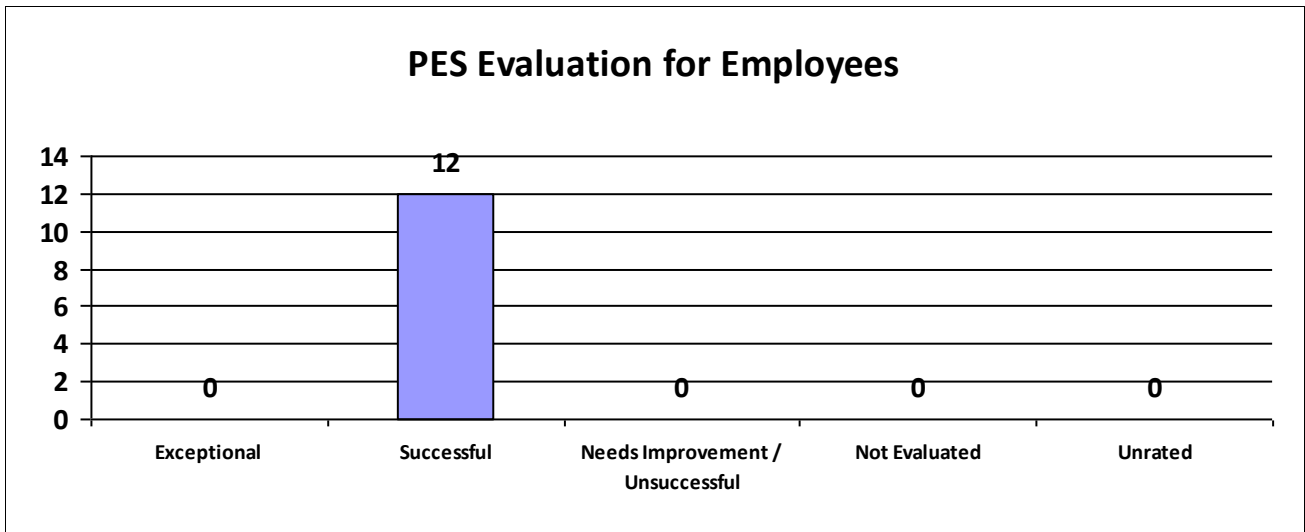
Information contained within this report reflects unaudited data provided directly to the Louisiana Department of State Civil Service by each state agency. Inconsistencies found throughout the report may be attributed to personnel changes not properly reflected in the agency's human resources information system during the performance evaluation period.



**State of Louisiana**  
**STATE CIVIL SERVICE**  
*PES Annual Report - Fiscal Year 2022-2023*

**Agency: Gov-Office of Inspector Gen**

Performance Year 07/01/2022 - 06/30/2023	Total # of Employees	Total %
Number of employees that were rated	12	100%
Number of employees that were unrated	0	0%



Information contained within this report reflects unaudited data provided directly to the Louisiana Department of State Civil Service by each state agency. Inconsistencies found throughout the report may be attributed to personnel changes not properly reflected in the agency's human resources information system during the performance evaluation period.



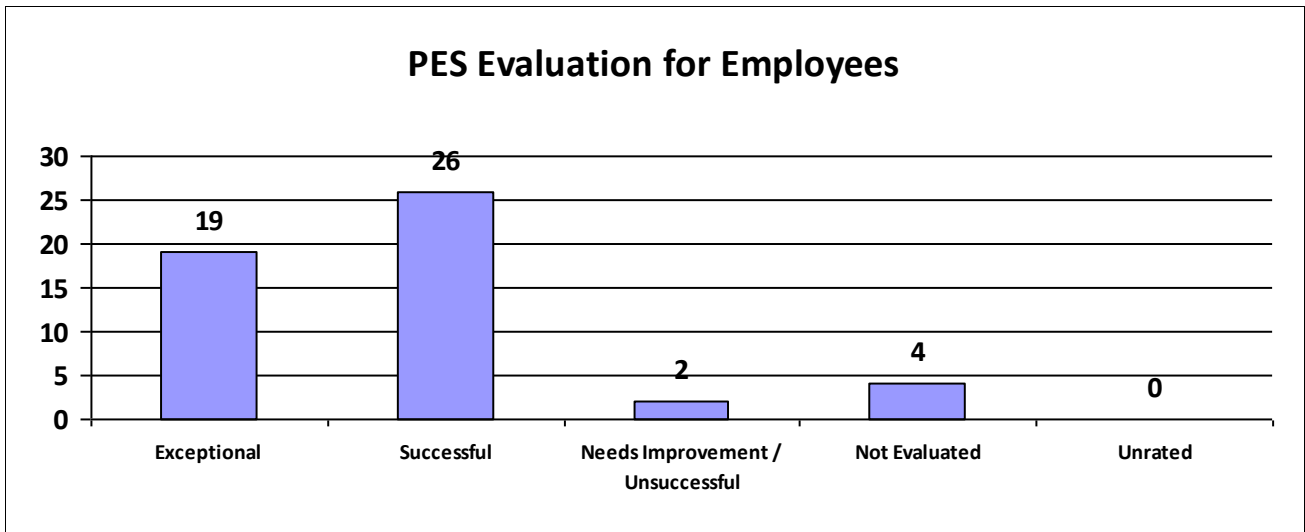
State of Louisiana

STATE CIVIL SERVICE

PES Annual Report - Fiscal Year 2022-2023

Agency: La Patients Compensation Fund

Performance Year 07/01/2022 - 06/30/2023	Total # of Employees	Total %
Number of employees that were rated	51	100%
Number of employees that were unrated	0	0%



Information contained within this report reflects unaudited data provided directly to the Louisiana Department of State Civil Service by each state agency. Inconsistencies found throughout the report may be attributed to personnel changes not properly reflected in the agency's human resources information system during the performance evaluation period.



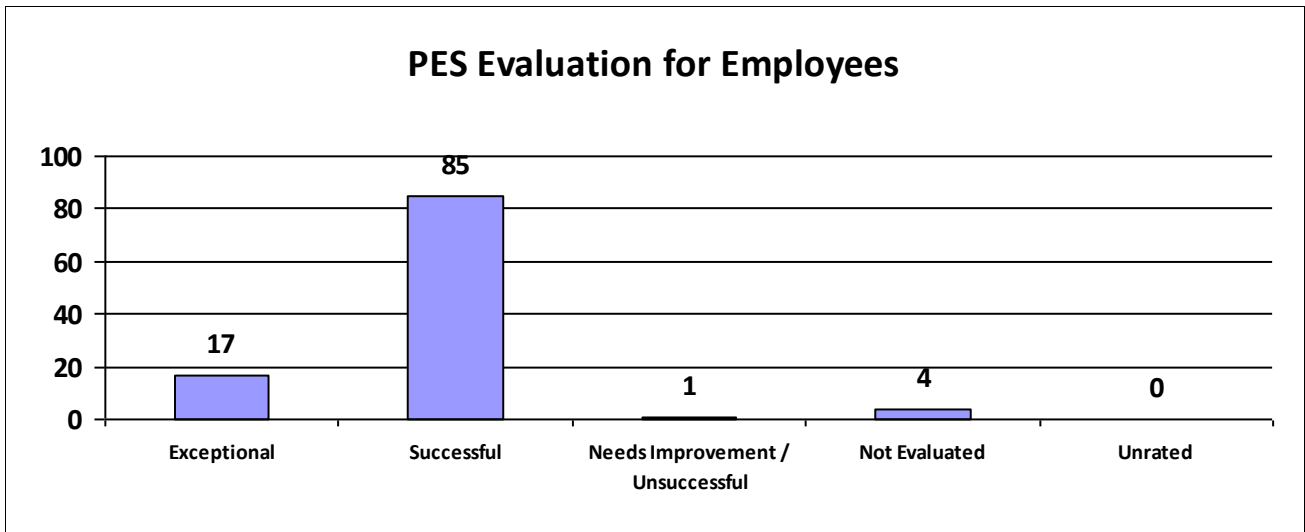
State of Louisiana

STATE CIVIL SERVICE

PES Annual Report - Fiscal Year 2022-2023

Agency: Louisiana Housing Corporation

Performance Year 07/01/2022 - 06/30/2023	Total # of Employees	Total %
Number of employees that were rated	107	100%
Number of employees that were unrated	0	0%



Information contained within this report reflects unaudited data provided directly to the Louisiana Department of State Civil Service by each state agency. Inconsistencies found throughout the report may be attributed to personnel changes not properly reflected in the agency's human resources information system during the performance evaluation period.



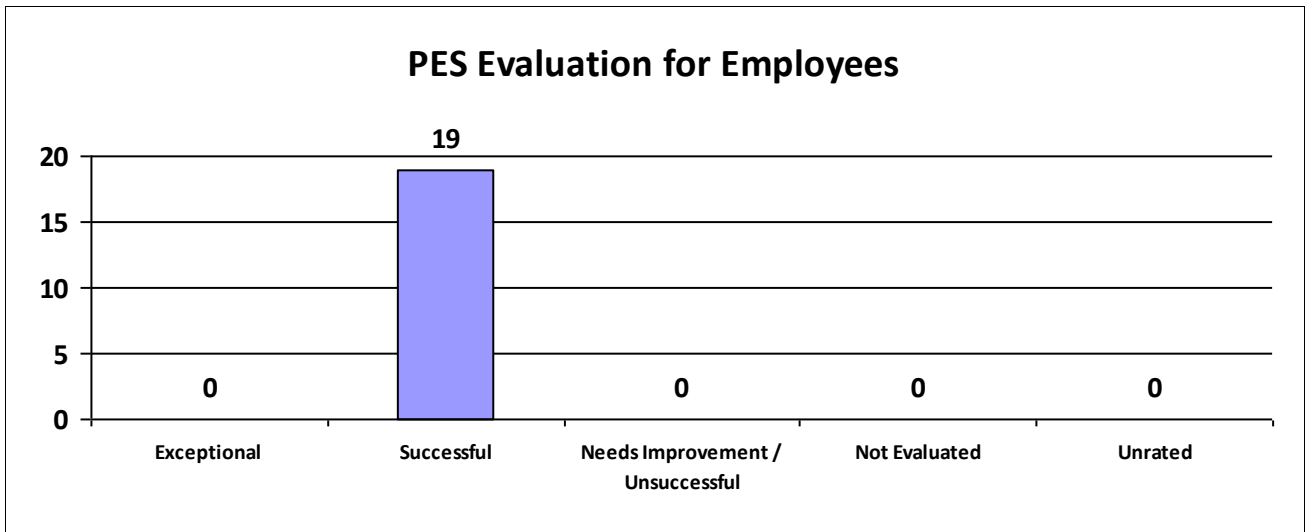
State of Louisiana

STATE CIVIL SERVICE

PES Annual Report - Fiscal Year 2022-2023

Agency: Motor Vehicle Comm La /Gov

Performance Year 07/01/2022 - 06/30/2023	Total # of Employees	Total %
Number of employees that were rated	19	100%
Number of employees that were unrated	0	0%



Information contained within this report reflects unaudited data provided directly to the Louisiana Department of State Civil Service by each state agency. Inconsistencies found throughout the report may be attributed to personnel changes not properly reflected in the agency's human resources information system during the performance evaluation period.



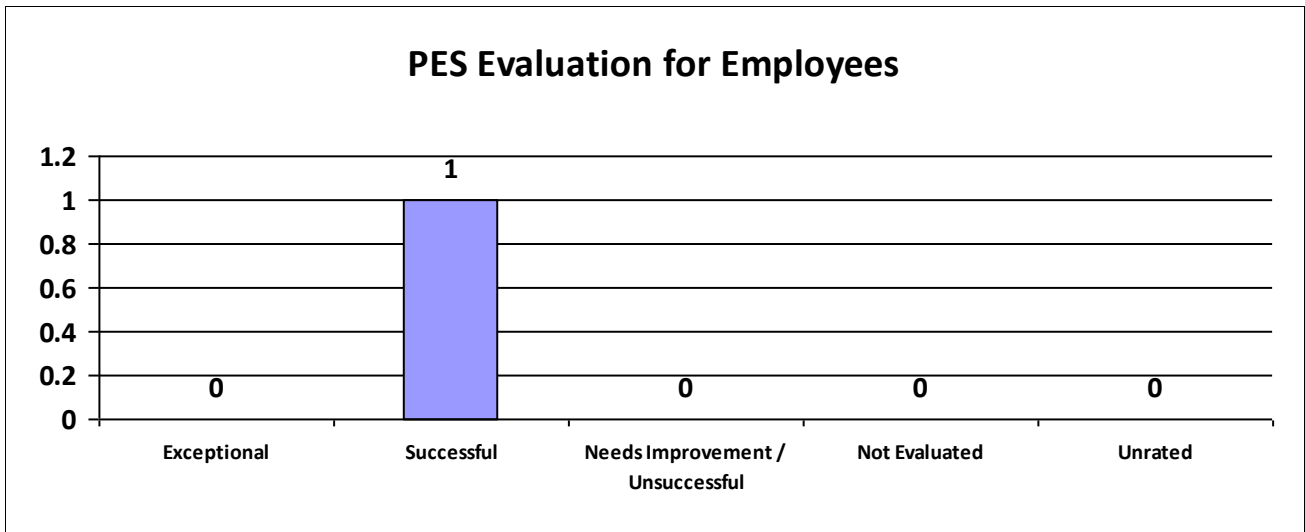
State of Louisiana

STATE CIVIL SERVICE

PES Annual Report - Fiscal Year 2022-2023

Agency: Real Est Appr Bd Cert La /Gov

Performance Year 07/01/2022 - 06/30/2023	Total # of Employees	Total %
Number of employees that were rated	1	100%
Number of employees that were unrated	0	0%



Information contained within this report reflects unaudited data provided directly to the Louisiana Department of State Civil Service by each state agency. Inconsistencies found throughout the report may be attributed to personnel changes not properly reflected in the agency's human resources information system during the performance evaluation period.





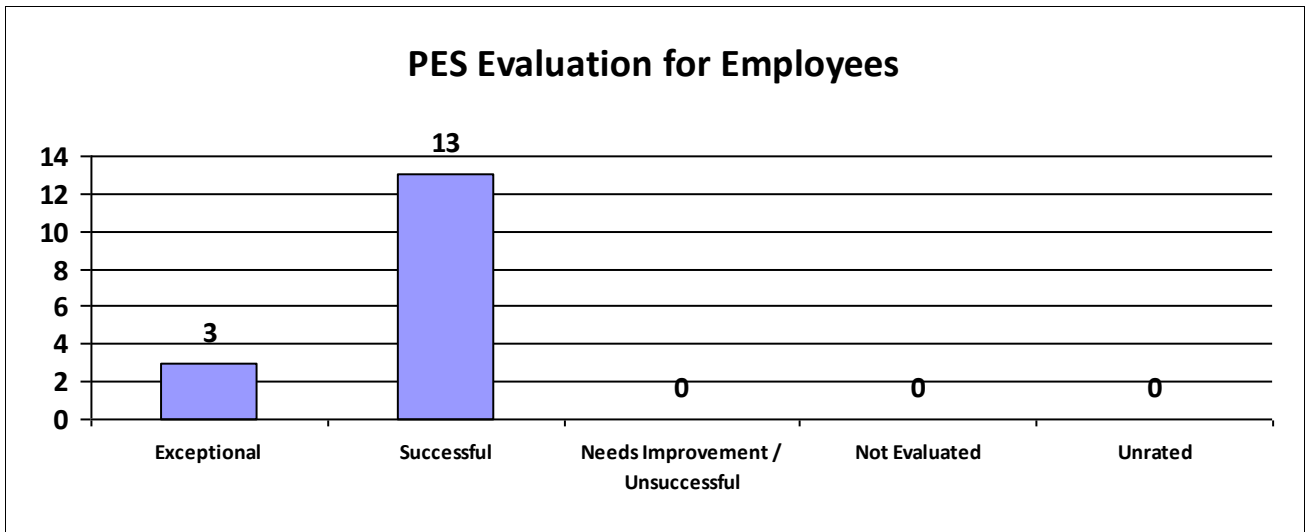
State of Louisiana

STATE CIVIL SERVICE

PES Annual Report - Fiscal Year 2022-2023

Agency: Real Estate Comm La /Gov

Performance Year 07/01/2022 - 06/30/2023	Total # of Employees	Total %
Number of employees that were rated	16	100%
Number of employees that were unrated	0	0%



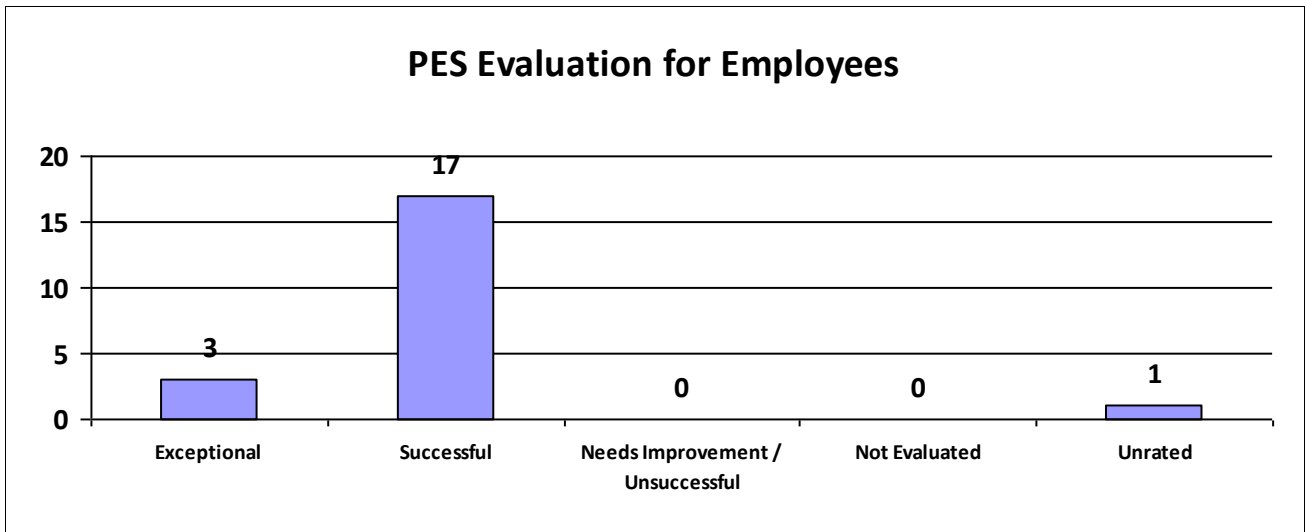
Information contained within this report reflects unaudited data provided directly to the Louisiana Department of State Civil Service by each state agency. Inconsistencies found throughout the report may be attributed to personnel changes not properly reflected in the agency's human resources information system during the performance evaluation period.



**State of Louisiana**  
**STATE CIVIL SERVICE**  
*PES Annual Report - Fiscal Year 2022-2023*

**Agency: State Board of Cosmetology**

Performance Year 07/01/2022 - 06/30/2023	Total # of Employees	Total %
Number of employees that were rated	20	100%
Number of employees that were unrated	1	5%



Information contained within this report reflects unaudited data provided directly to the Louisiana Department of State Civil Service by each state agency. Inconsistencies found throughout the report may be attributed to personnel changes not properly reflected in the agency's human resources information system during the performance evaluation period.



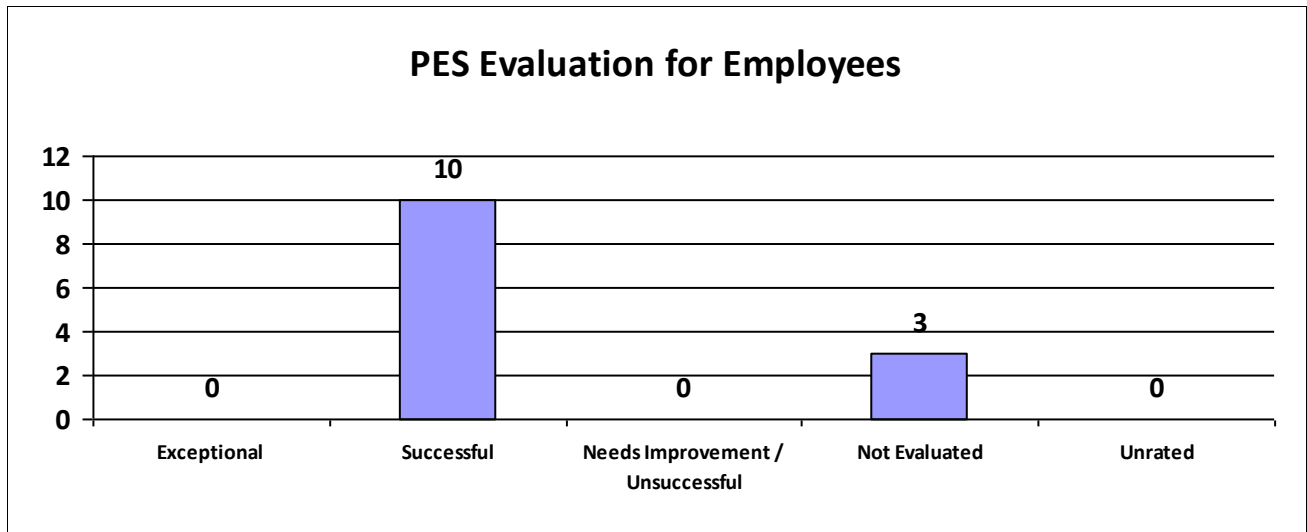
State of Louisiana

STATE CIVIL SERVICE

PES Annual Report - Fiscal Year 2022-2023

Agency: Used Mtr Veh&Parts Comm /Gov

Performance Year 07/01/2022 - 06/30/2023	Total # of Employees	Total %
Number of employees that were rated	13	100%
Number of employees that were unrated	0	0%



Information contained within this report reflects unaudited data provided directly to the Louisiana Department of State Civil Service by each state agency. Inconsistencies found throughout the report may be attributed to personnel changes not properly reflected in the agency's human resources information system during the performance evaluation period.



State of Louisiana

STATE CIVIL SERVICE

PES Annual Report - Fiscal Year 2022-2023

**Major Department: HIGHER EDUCATION**

<b>Performance Year 07/01/2022 - 06/30/2023</b>	<b>Total # of Employees</b>	<b>Total %</b>
Number of employees that were rated	3,647	100%
Number of employees that were unrated	53	1.45%
Number of employees that were rated Exceptional	646	18%
Number of employees that were rated Successful	2,833	77.68%
Number of employees that were rated Needs Improvement / Unsuccessful	53	1%
Number of employees that were rated Not Evaluated	115	3.15%
Number of employees that were rated Unrated	53	1%

Information contained within this report reflects unaudited data provided directly to the Louisiana Department of State Civil Service by each state agency. Inconsistencies found throughout the report may be attributed to personnel changes not properly reflected in the agency's human resources information system during the performance evaluation period.



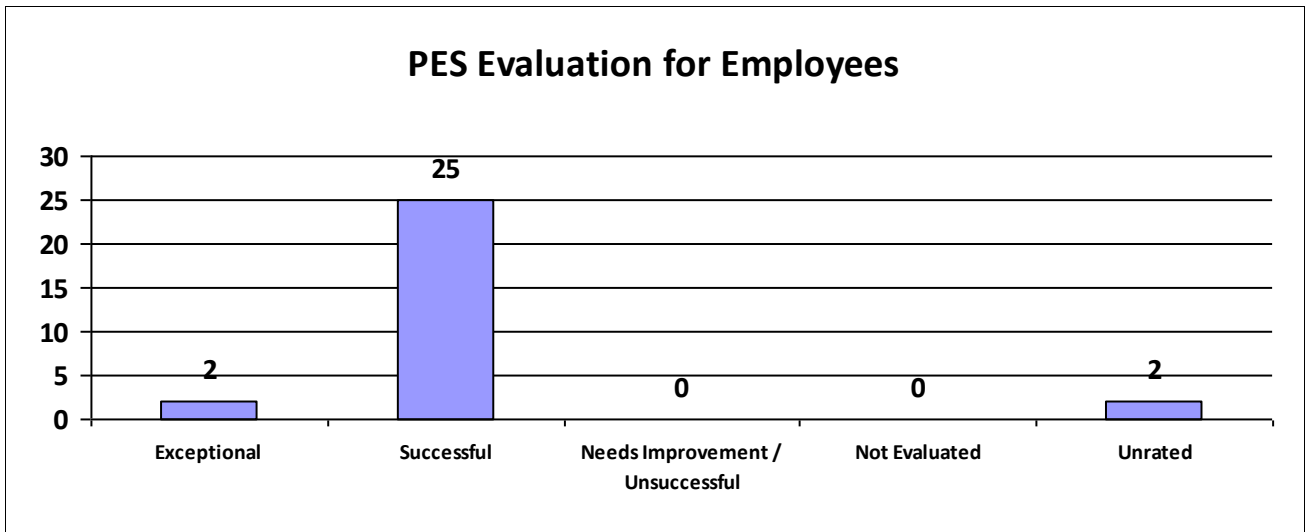
State of Louisiana

STATE CIVIL SERVICE

PES Annual Report - Fiscal Year 2022-2023

Agency: Baton Rouge Community College

Performance Year 07/01/2022 - 06/30/2023	Total # of Employees	Total %
Number of employees that were rated	27	100%
Number of employees that were unrated	2	7%



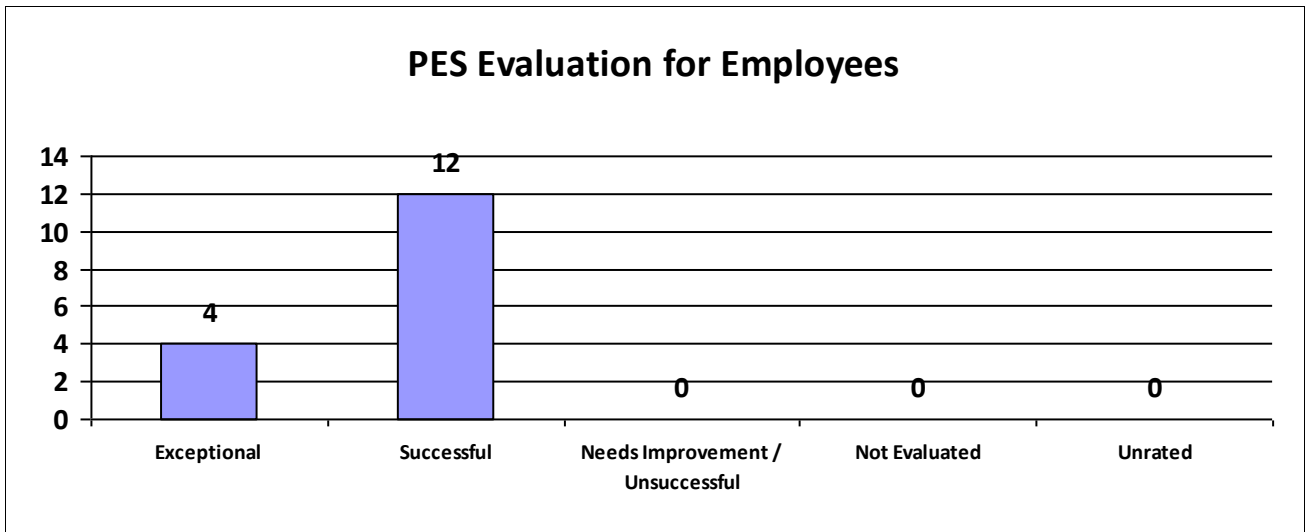
Information contained within this report reflects unaudited data provided directly to the Louisiana Department of State Civil Service by each state agency. Inconsistencies found throughout the report may be attributed to personnel changes not properly reflected in the agency's human resources information system during the performance evaluation period.



**State of Louisiana**  
**STATE CIVIL SERVICE**  
*PES Annual Report - Fiscal Year 2022-2023*

**Agency: Bossier Community College**

Performance Year 07/01/2022 - 06/30/2023	Total # of Employees	Total %
Number of employees that were rated	16	100%
Number of employees that were unrated	0	0%



Information contained within this report reflects unaudited data provided directly to the Louisiana Department of State Civil Service by each state agency. Inconsistencies found throughout the report may be attributed to personnel changes not properly reflected in the agency's human resources information system during the performance evaluation period.



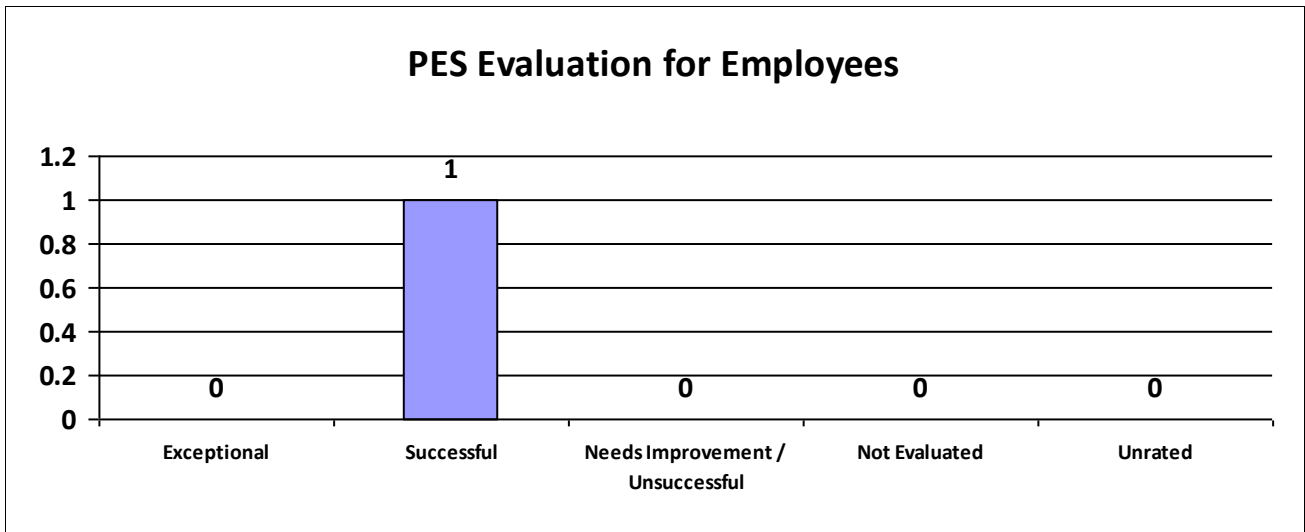
State of Louisiana

STATE CIVIL SERVICE

PES Annual Report - Fiscal Year 2022-2023

Agency: Central LA Tech Comm College

Performance Year 07/01/2022 - 06/30/2023	Total # of Employees	Total %
Number of employees that were rated	1	100%
Number of employees that were unrated	0	0%



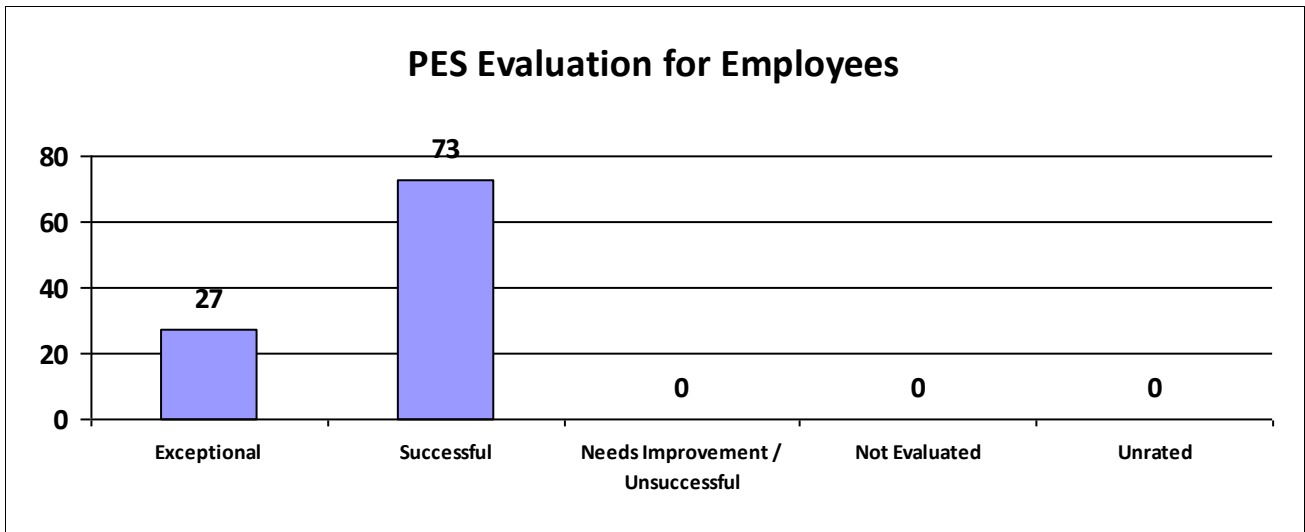
Information contained within this report reflects unaudited data provided directly to the Louisiana Department of State Civil Service by each state agency. Inconsistencies found throughout the report may be attributed to personnel changes not properly reflected in the agency's human resources information system during the performance evaluation period.



**State of Louisiana**  
**STATE CIVIL SERVICE**  
*PES Annual Report - Fiscal Year 2022-2023*

**Agency: Delgado Community College**

Performance Year 07/01/2022 - 06/30/2023	Total # of Employees	Total %
Number of employees that were rated	100	100%
Number of employees that were unrated	0	0%



Information contained within this report reflects unaudited data provided directly to the Louisiana Department of State Civil Service by each state agency. Inconsistencies found throughout the report may be attributed to personnel changes not properly reflected in the agency's human resources information system during the performance evaluation period.





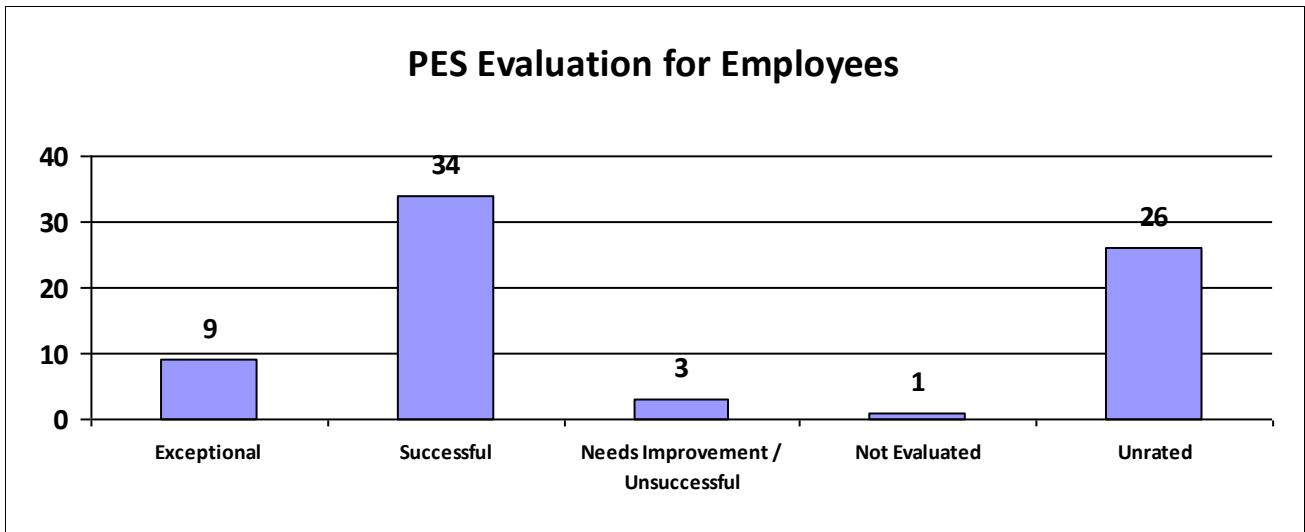
State of Louisiana

STATE CIVIL SERVICE

PES Annual Report - Fiscal Year 2022-2023

Agency: Grambling State University

Performance Year 07/01/2022 - 06/30/2023	Total # of Employees	Total %
Number of employees that were rated	47	100%
Number of employees that were unrated	26	55%



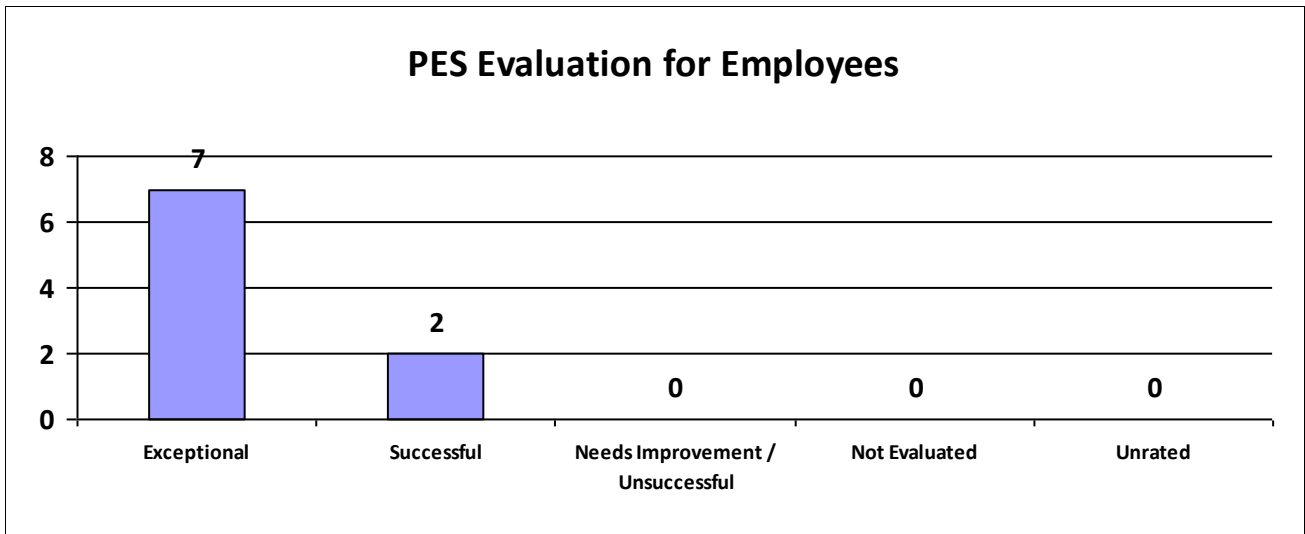
Information contained within this report reflects unaudited data provided directly to the Louisiana Department of State Civil Service by each state agency. Inconsistencies found throughout the report may be attributed to personnel changes not properly reflected in the agency's human resources information system during the performance evaluation period.



**State of Louisiana**  
**STATE CIVIL SERVICE**  
*PES Annual Report - Fiscal Year 2022-2023*

**Agency: HED-Board of Regents**

Performance Year 07/01/2022 - 06/30/2023	Total # of Employees	Total %
Number of employees that were rated	9	100%
Number of employees that were unrated	0	0%



Information contained within this report reflects unaudited data provided directly to the Louisiana Department of State Civil Service by each state agency. Inconsistencies found throughout the report may be attributed to personnel changes not properly reflected in the agency's human resources information system during the performance evaluation period.



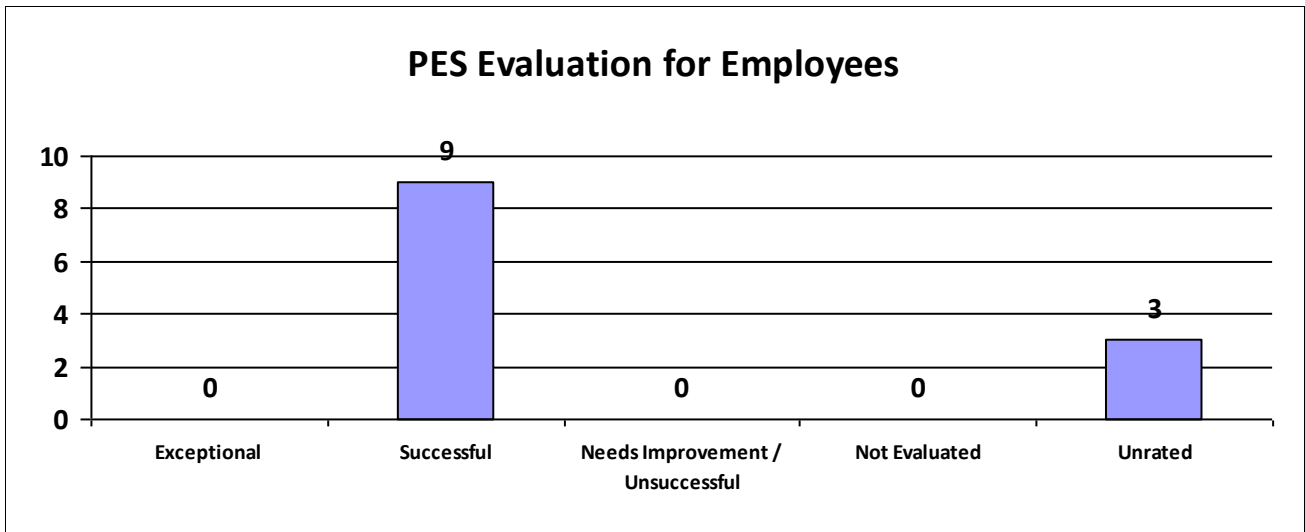
State of Louisiana

STATE CIVIL SERVICE

PES Annual Report - Fiscal Year 2022-2023

Agency: L.E.Fletcher Tech Comm College

Performance Year 07/01/2022 - 06/30/2023	Total # of Employees	Total %
Number of employees that were rated	9	100%
Number of employees that were unrated	3	33%



Information contained within this report reflects unaudited data provided directly to the Louisiana Department of State Civil Service by each state agency. Inconsistencies found throughout the report may be attributed to personnel changes not properly reflected in the agency's human resources information system during the performance evaluation period.



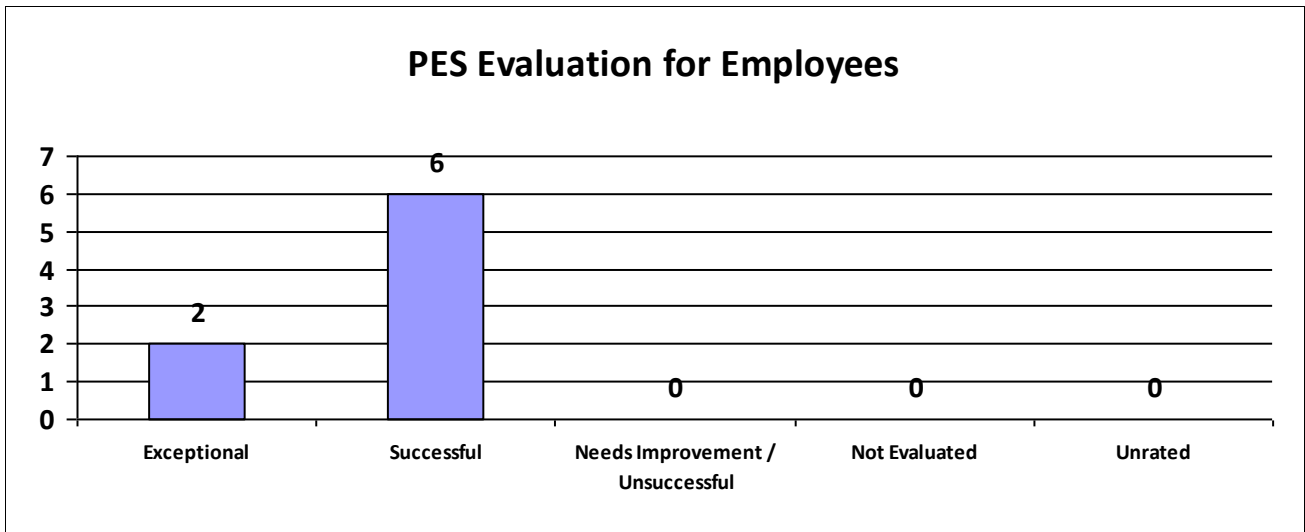
State of Louisiana

STATE CIVIL SERVICE

PES Annual Report - Fiscal Year 2022-2023

Agency: La Delta Community College-NP

Performance Year 07/01/2022 - 06/30/2023	Total # of Employees	Total %
Number of employees that were rated	8	100%
Number of employees that were unrated	0	0%



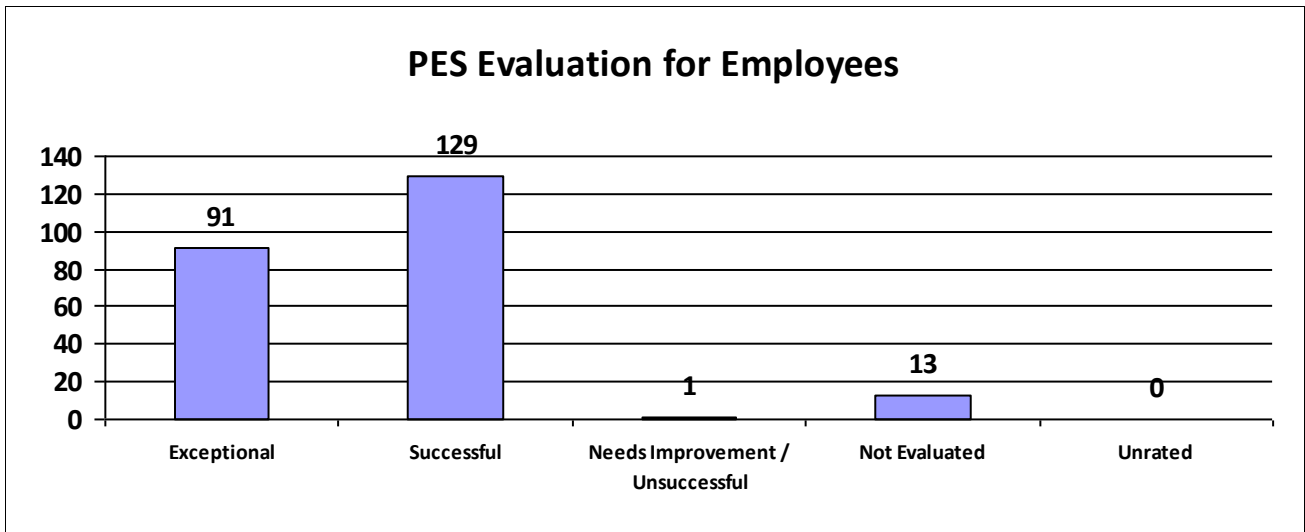
Information contained within this report reflects unaudited data provided directly to the Louisiana Department of State Civil Service by each state agency. Inconsistencies found throughout the report may be attributed to personnel changes not properly reflected in the agency's human resources information system during the performance evaluation period.



**State of Louisiana**  
**STATE CIVIL SERVICE**  
*PES Annual Report - Fiscal Year 2022-2023*

**Agency: La Tech University**

Performance Year 07/01/2022 - 06/30/2023	Total # of Employees	Total %
Number of employees that were rated	234	100%
Number of employees that were unrated	0	0%



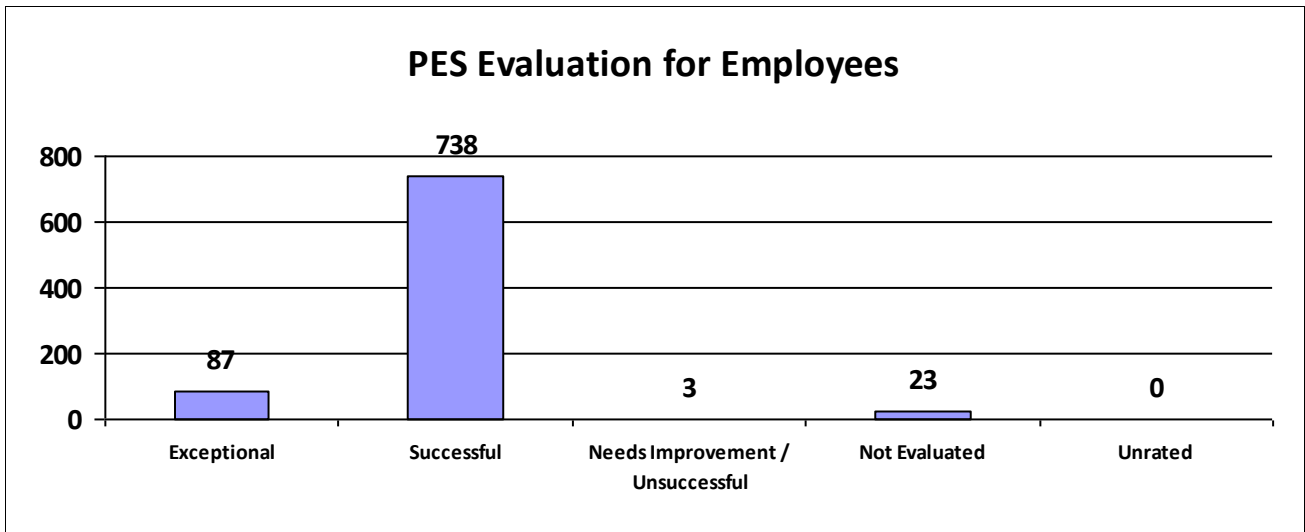
Information contained within this report reflects unaudited data provided directly to the Louisiana Department of State Civil Service by each state agency. Inconsistencies found throughout the report may be attributed to personnel changes not properly reflected in the agency's human resources information system during the performance evaluation period.



**State of Louisiana**  
**STATE CIVIL SERVICE**  
*PES Annual Report - Fiscal Year 2022-2023*

**Agency: LSU A & M College**

Performance Year 07/01/2022 - 06/30/2023	Total # of Employees	Total %
Number of employees that were rated	851	100%
Number of employees that were unrated	0	0%



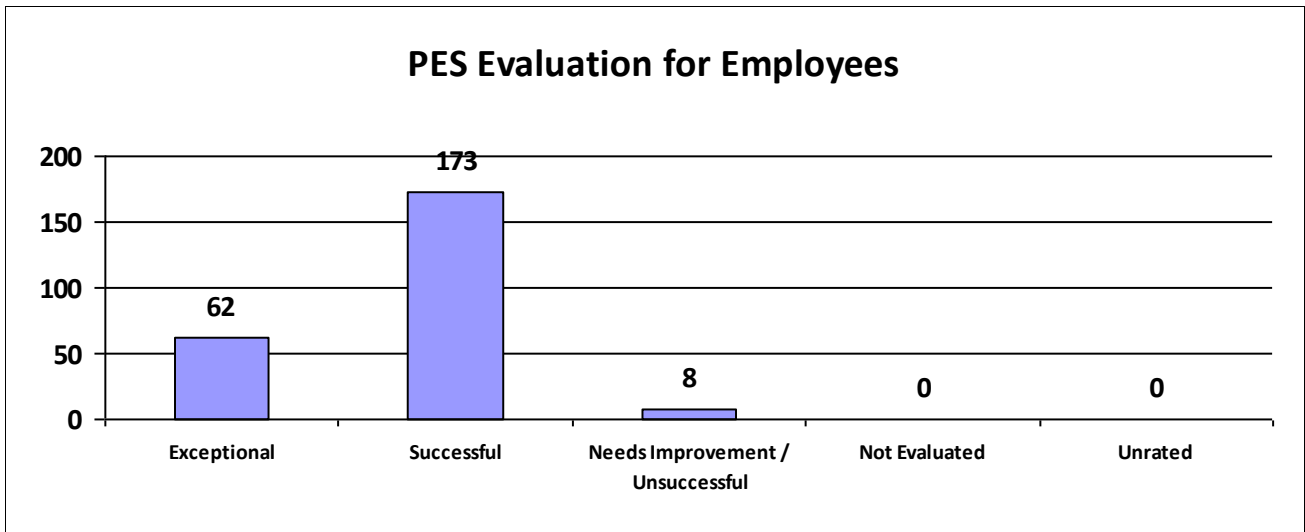
Information contained within this report reflects unaudited data provided directly to the Louisiana Department of State Civil Service by each state agency. Inconsistencies found throughout the report may be attributed to personnel changes not properly reflected in the agency's human resources information system during the performance evaluation period.



**State of Louisiana**  
**STATE CIVIL SERVICE**  
*PES Annual Report - Fiscal Year 2022-2023*

**Agency: LSU-Agriculture Center**

Performance Year 07/01/2022 - 06/30/2023	Total # of Employees	Total %
Number of employees that were rated	243	100%
Number of employees that were unrated	0	0%



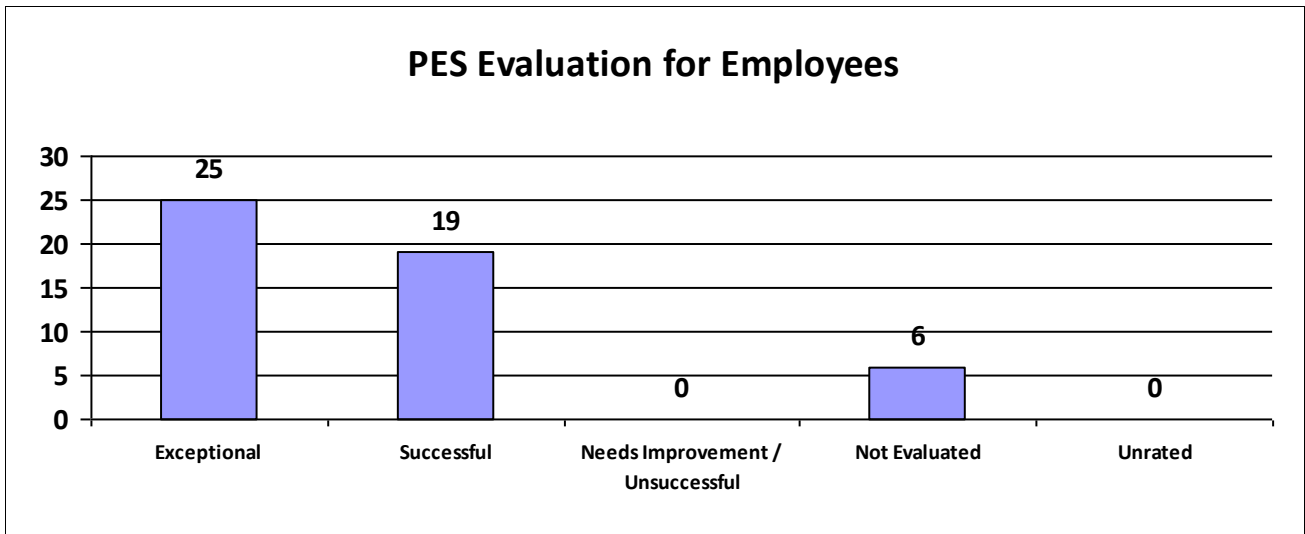
Information contained within this report reflects unaudited data provided directly to the Louisiana Department of State Civil Service by each state agency. Inconsistencies found throughout the report may be attributed to personnel changes not properly reflected in the agency's human resources information system during the performance evaluation period.



**State of Louisiana**  
**STATE CIVIL SERVICE**  
*PES Annual Report - Fiscal Year 2022-2023*

**Agency: LSU-Alexandria**

Performance Year 07/01/2022 - 06/30/2023	Total # of Employees	Total %
Number of employees that were rated	50	100%
Number of employees that were unrated	0	0%



Information contained within this report reflects unaudited data provided directly to the Louisiana Department of State Civil Service by each state agency. Inconsistencies found throughout the report may be attributed to personnel changes not properly reflected in the agency's human resources information system during the performance evaluation period.

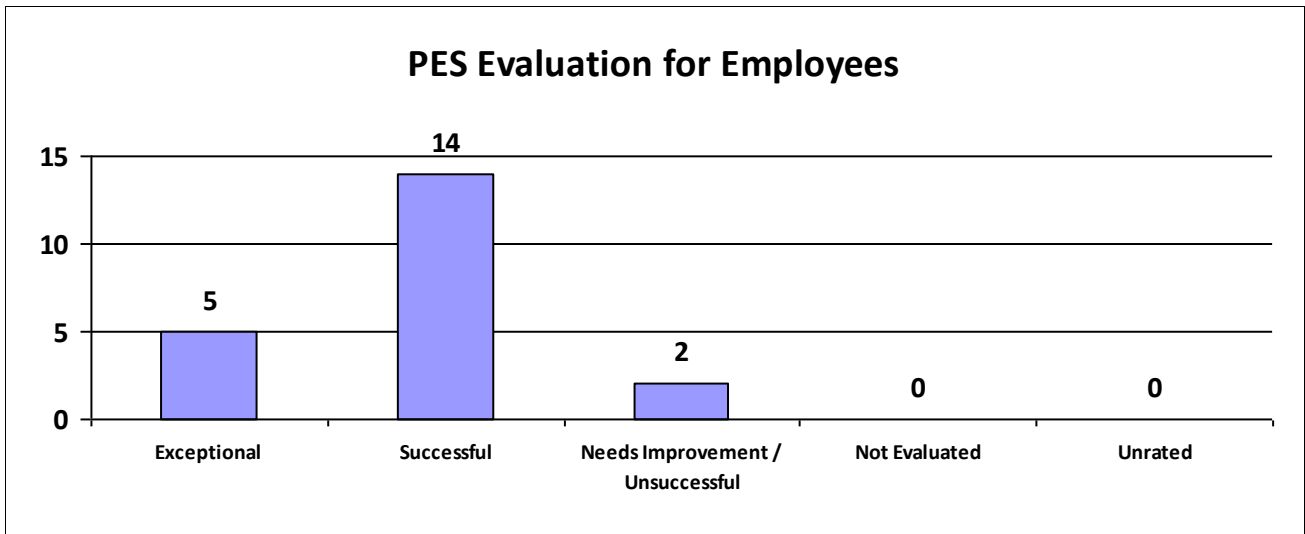




**State of Louisiana**  
**STATE CIVIL SERVICE**  
*PES Annual Report - Fiscal Year 2022-2023*

**Agency: LSU-Eunice**

Performance Year 07/01/2022 - 06/30/2023	Total # of Employees	Total %
Number of employees that were rated	21	100%
Number of employees that were unrated	0	0%



Information contained within this report reflects unaudited data provided directly to the Louisiana Department of State Civil Service by each state agency. Inconsistencies found throughout the report may be attributed to personnel changes not properly reflected in the agency's human resources information system during the performance evaluation period.



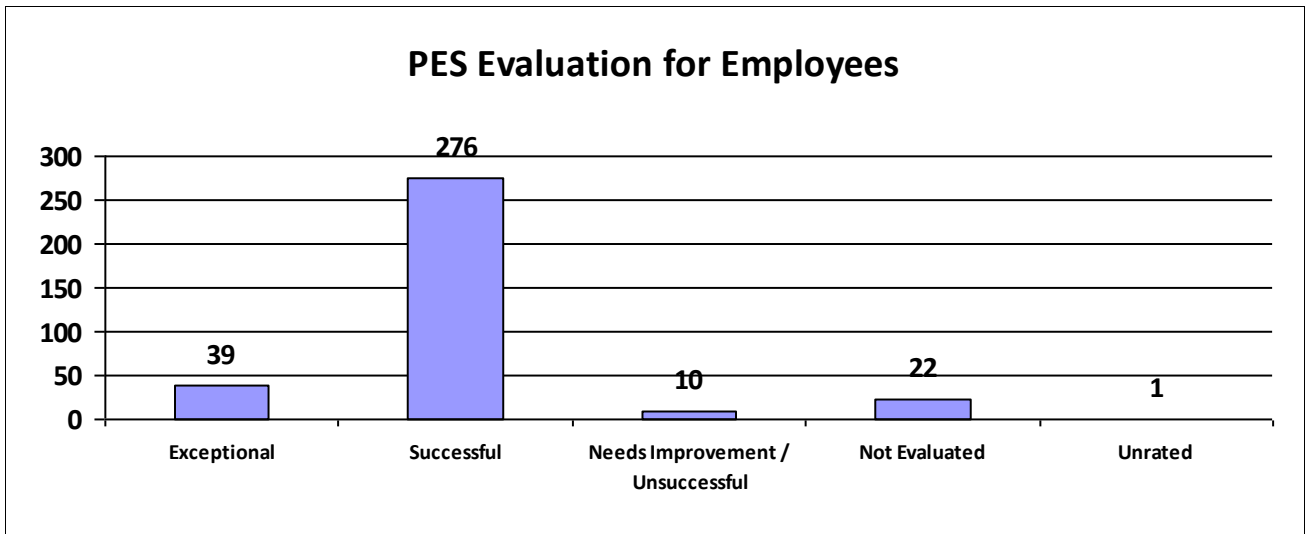
State of Louisiana

STATE CIVIL SERVICE

PES Annual Report - Fiscal Year 2022-2023

Agency: LSU-Health Sciences Center NO

Performance Year 07/01/2022 - 06/30/2023	Total # of Employees	Total %
Number of employees that were rated	347	100%
Number of employees that were unrated	1	0%



Information contained within this report reflects unaudited data provided directly to the Louisiana Department of State Civil Service by each state agency. Inconsistencies found throughout the report may be attributed to personnel changes not properly reflected in the agency's human resources information system during the performance evaluation period.



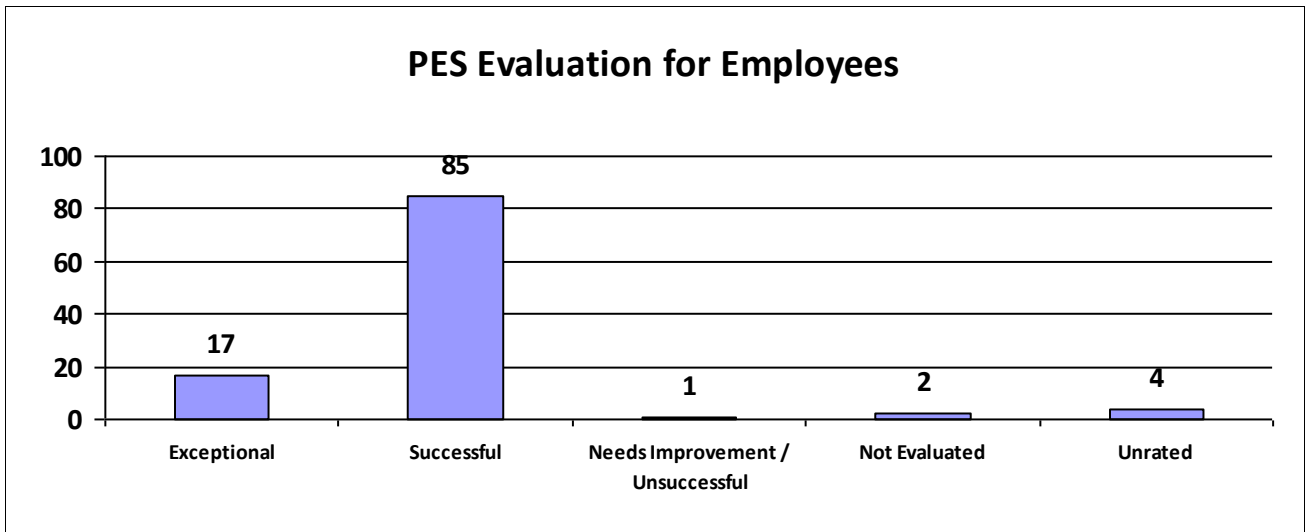
State of Louisiana

STATE CIVIL SERVICE

PES Annual Report - Fiscal Year 2022-2023

Agency: LSU-Health Sciences Ctr Shreve

Performance Year 07/01/2022 - 06/30/2023	Total # of Employees	Total %
Number of employees that were rated	105	100%
Number of employees that were unrated	4	4%



Information contained within this report reflects unaudited data provided directly to the Louisiana Department of State Civil Service by each state agency. Inconsistencies found throughout the report may be attributed to personnel changes not properly reflected in the agency's human resources information system during the performance evaluation period.



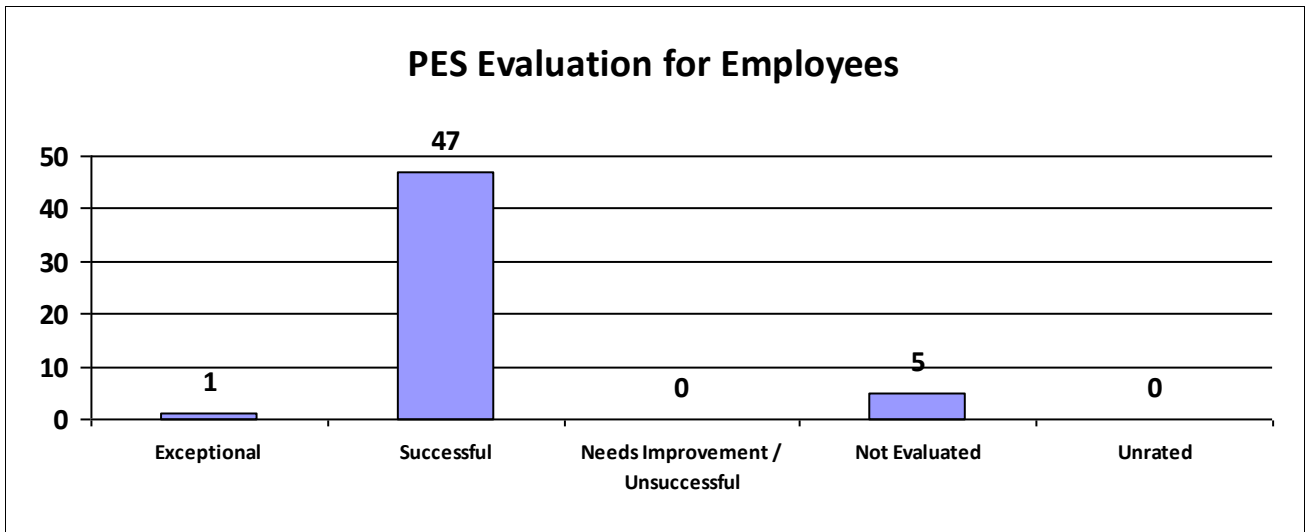
State of Louisiana

STATE CIVIL SERVICE

PES Annual Report - Fiscal Year 2022-2023

Agency: LSU-Pennington Biomedical Res

Performance Year 07/01/2022 - 06/30/2023	Total # of Employees	Total %
Number of employees that were rated	53	100%
Number of employees that were unrated	0	0%



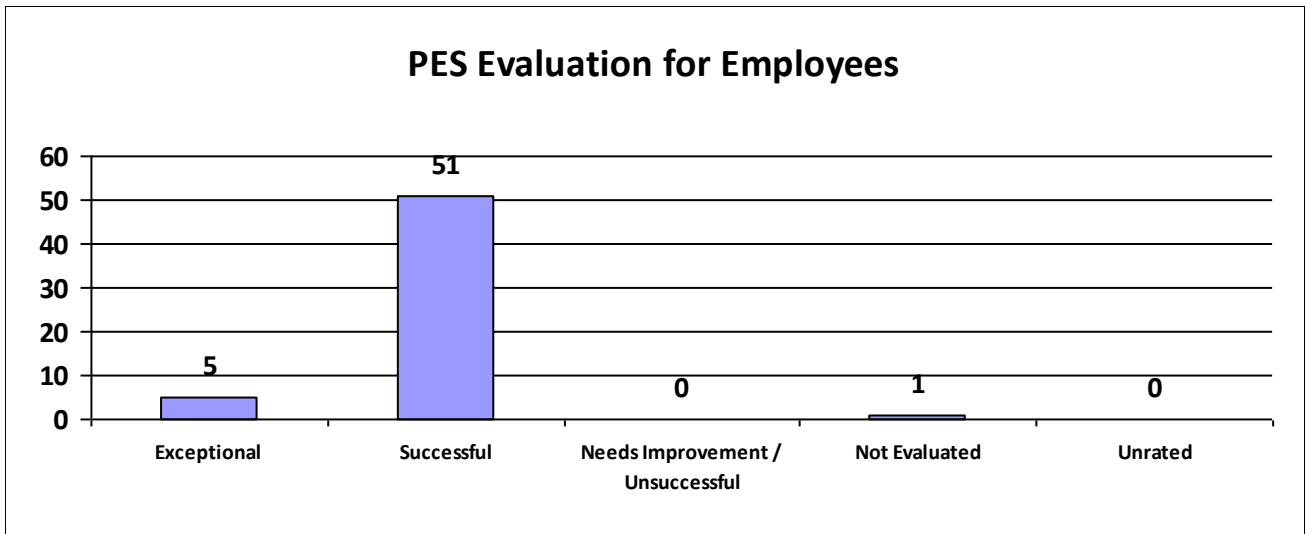
Information contained within this report reflects unaudited data provided directly to the Louisiana Department of State Civil Service by each state agency. Inconsistencies found throughout the report may be attributed to personnel changes not properly reflected in the agency's human resources information system during the performance evaluation period.



**State of Louisiana**  
**STATE CIVIL SERVICE**  
*PES Annual Report - Fiscal Year 2022-2023*

**Agency: LSU-Shreveport**

Performance Year 07/01/2022 - 06/30/2023	Total # of Employees	Total %
Number of employees that were rated	57	100%
Number of employees that were unrated	0	0%



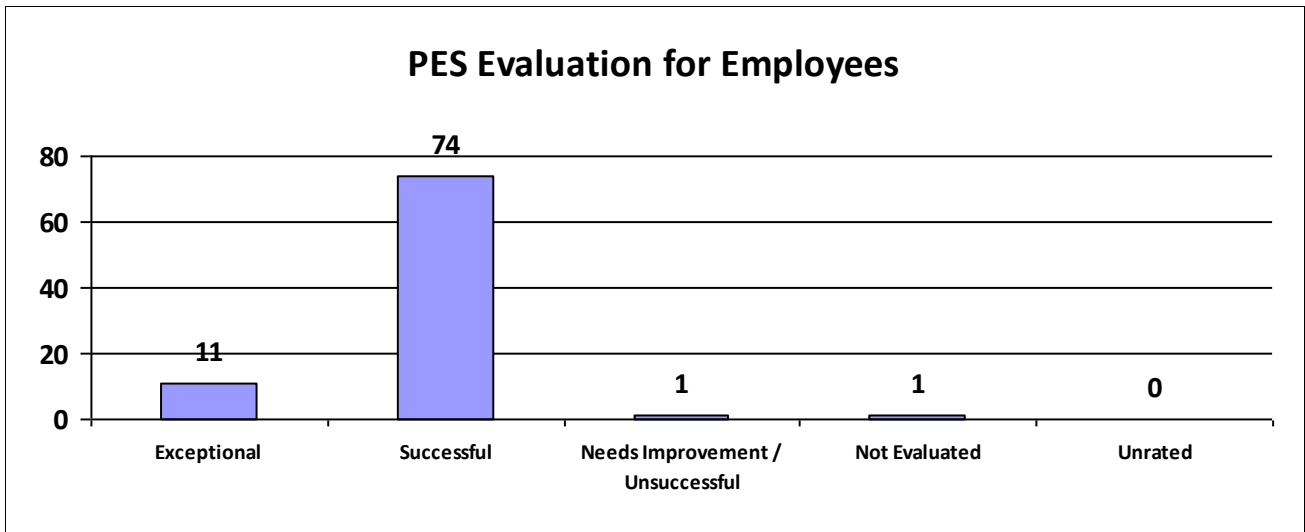
Information contained within this report reflects unaudited data provided directly to the Louisiana Department of State Civil Service by each state agency. Inconsistencies found throughout the report may be attributed to personnel changes not properly reflected in the agency's human resources information system during the performance evaluation period.



**State of Louisiana**  
**STATE CIVIL SERVICE**  
*PES Annual Report - Fiscal Year 2022-2023*

**Agency: McNeese State University**

Performance Year 07/01/2022 - 06/30/2023	Total # of Employees	Total %
Number of employees that were rated	87	100%
Number of employees that were unrated	0	0%



Information contained within this report reflects unaudited data provided directly to the Louisiana Department of State Civil Service by each state agency. Inconsistencies found throughout the report may be attributed to personnel changes not properly reflected in the agency's human resources information system during the performance evaluation period.



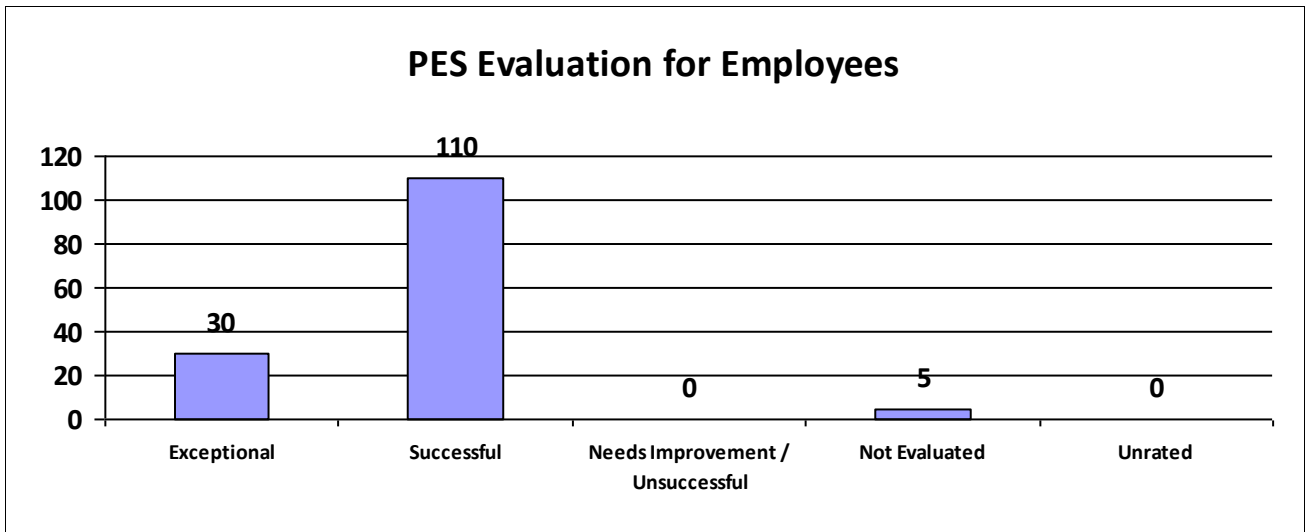
State of Louisiana

STATE CIVIL SERVICE

PES Annual Report - Fiscal Year 2022-2023

Agency: Nicholls State University

Performance Year 07/01/2022 - 06/30/2023	Total # of Employees	Total %
Number of employees that were rated	145	100%
Number of employees that were unrated	0	0%



Information contained within this report reflects unaudited data provided directly to the Louisiana Department of State Civil Service by each state agency. Inconsistencies found throughout the report may be attributed to personnel changes not properly reflected in the agency's human resources information system during the performance evaluation period.



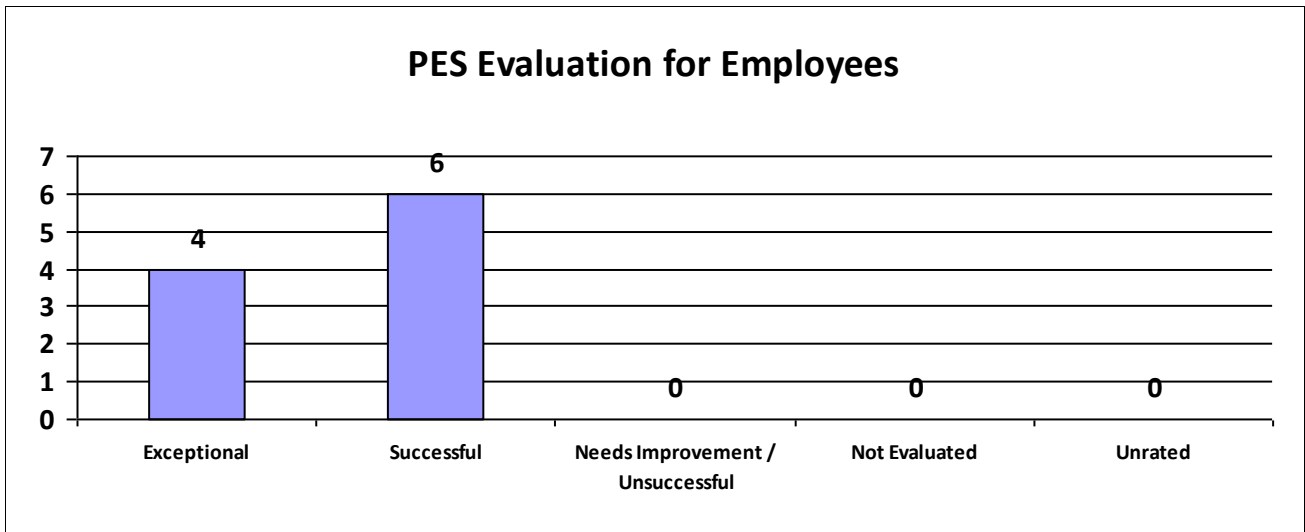
State of Louisiana

STATE CIVIL SERVICE

PES Annual Report - Fiscal Year 2022-2023

Agency: Northshore Tech Comm College

Performance Year 07/01/2022 - 06/30/2023	Total # of Employees	Total %
Number of employees that were rated	10	100%
Number of employees that were unrated	0	0%



Information contained within this report reflects unaudited data provided directly to the Louisiana Department of State Civil Service by each state agency. Inconsistencies found throughout the report may be attributed to personnel changes not properly reflected in the agency's human resources information system during the performance evaluation period.





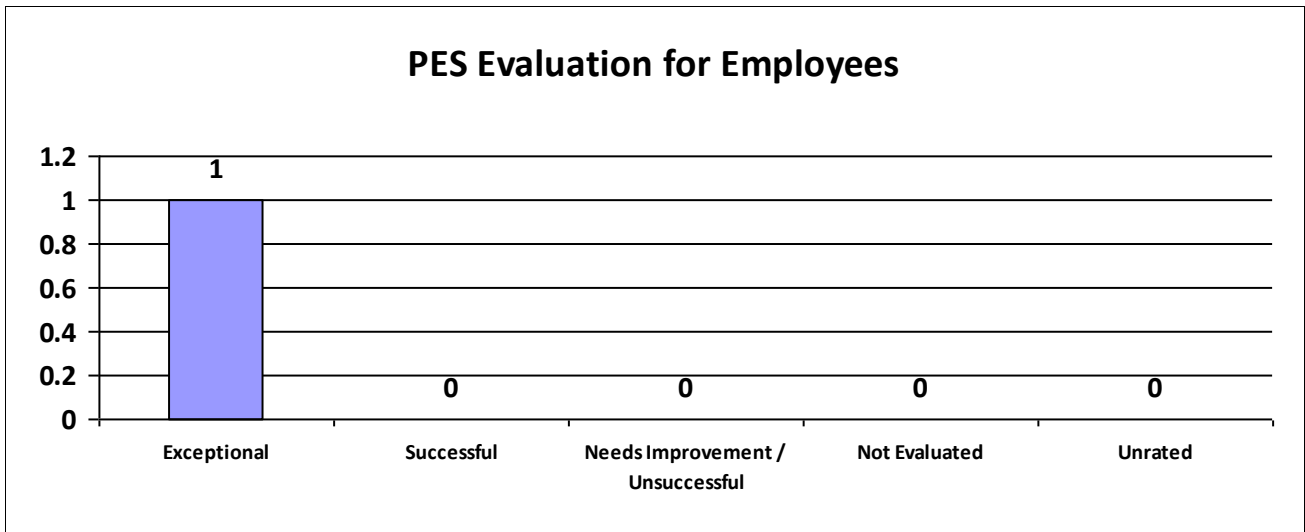
State of Louisiana

STATE CIVIL SERVICE

PES Annual Report - Fiscal Year 2022-2023

Agency: Northwest LA Tech Comm College

Performance Year 07/01/2022 - 06/30/2023	Total # of Employees	Total %
Number of employees that were rated	1	100%
Number of employees that were unrated	0	0%



Information contained within this report reflects unaudited data provided directly to the Louisiana Department of State Civil Service by each state agency. Inconsistencies found throughout the report may be attributed to personnel changes not properly reflected in the agency's human resources information system during the performance evaluation period.



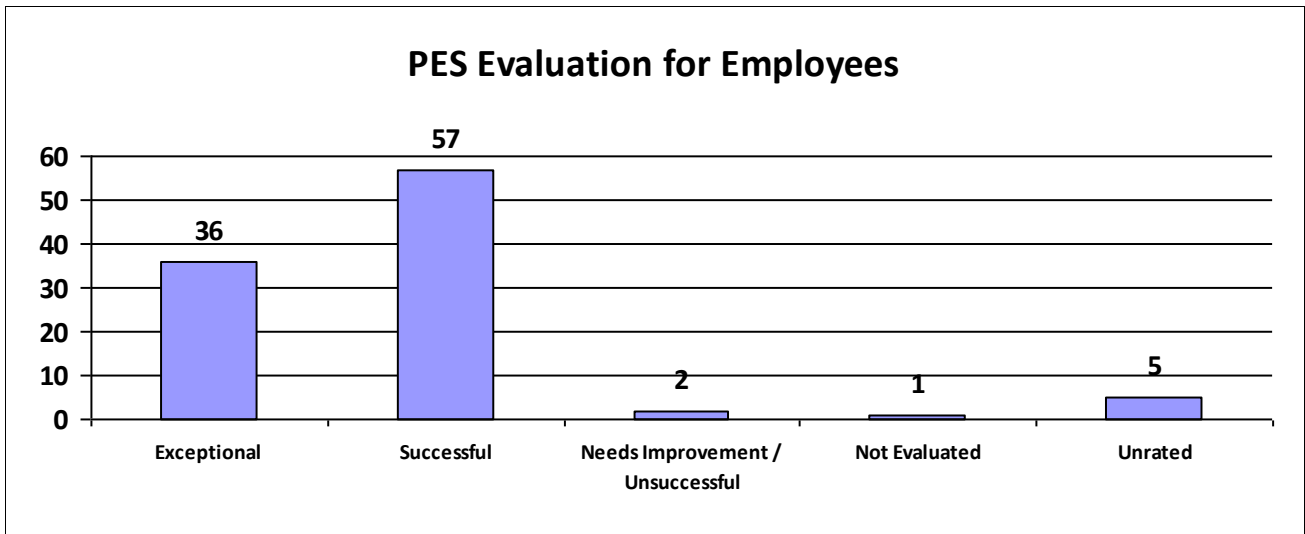
State of Louisiana

STATE CIVIL SERVICE

PES Annual Report - Fiscal Year 2022-2023

Agency: Northwestern State University

Performance Year 07/01/2022 - 06/30/2023	Total # of Employees	Total %
Number of employees that were rated	96	100%
Number of employees that were unrated	5	5%




Information contained within this report reflects unaudited data provided directly to the Louisiana Department of State Civil Service by each state agency. Inconsistencies found throughout the report may be attributed to personnel changes not properly reflected in the agency's human resources information system during the performance evaluation period.



**State of Louisiana**  
**STATE CIVIL SERVICE**  
*PES Annual Report - Fiscal Year 2022-2023*

**Agency: Nunez Community College**

Performance Year 07/01/2022 - 06/30/2023	Total # of Employees	Total %
Number of employees that were rated	0	0%
Number of employees that were unrated	6	0%



Information contained within this report reflects unaudited data provided directly to the Louisiana Department of State Civil Service by each state agency. Inconsistencies found throughout the report may be attributed to personnel changes not properly reflected in the agency's human resources information system during the performance evaluation period.



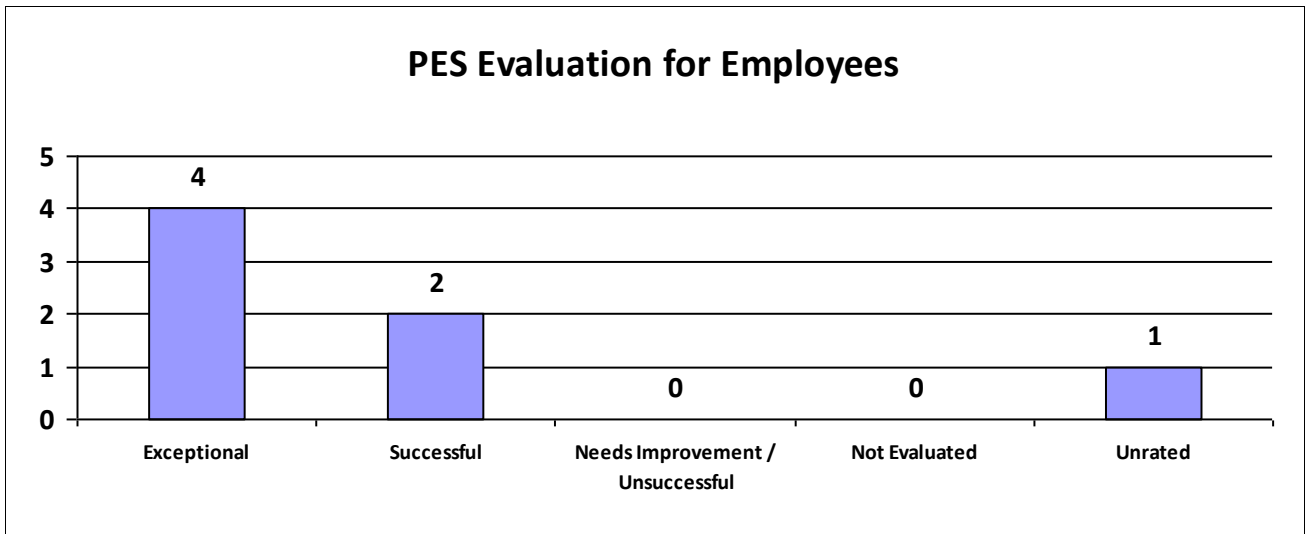
State of Louisiana

STATE CIVIL SERVICE

PES Annual Report - Fiscal Year 2022-2023

Agency: River Parish Comm College-NP

Performance Year 07/01/2022 - 06/30/2023	Total # of Employees	Total %
Number of employees that were rated	6	100%
Number of employees that were unrated	1	17%



Information contained within this report reflects unaudited data provided directly to the Louisiana Department of State Civil Service by each state agency. Inconsistencies found throughout the report may be attributed to personnel changes not properly reflected in the agency's human resources information system during the performance evaluation period.



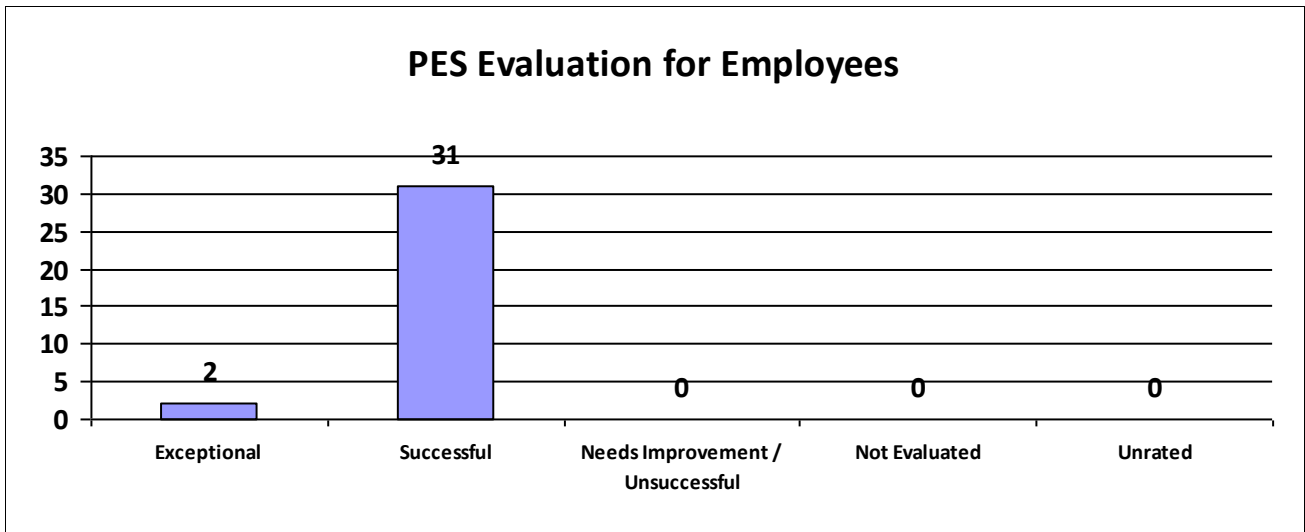
State of Louisiana

STATE CIVIL SERVICE

PES Annual Report - Fiscal Year 2022-2023

Agency: South La Community College-NP

Performance Year 07/01/2022 - 06/30/2023	Total # of Employees	Total %
Number of employees that were rated	33	100%
Number of employees that were unrated	0	0%



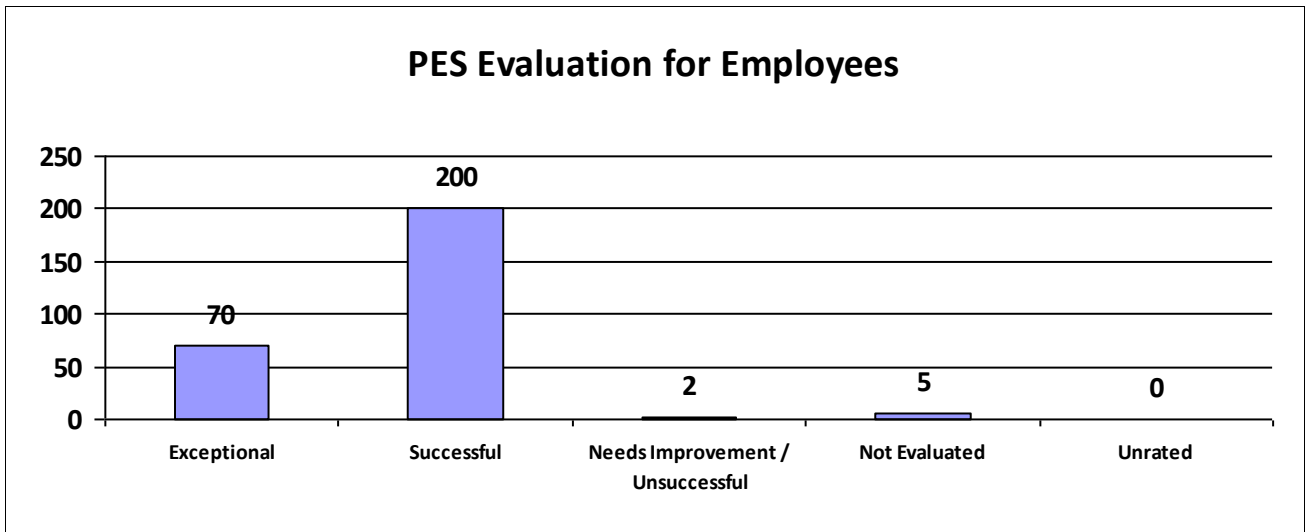
Information contained within this report reflects unaudited data provided directly to the Louisiana Department of State Civil Service by each state agency. Inconsistencies found throughout the report may be attributed to personnel changes not properly reflected in the agency's human resources information system during the performance evaluation period.



**State of Louisiana**  
**STATE CIVIL SERVICE**  
*PES Annual Report - Fiscal Year 2022-2023*

**Agency: Southeastern La University**

Performance Year 07/01/2022 - 06/30/2023	Total # of Employees	Total %
Number of employees that were rated	277	100%
Number of employees that were unrated	0	0%



Information contained within this report reflects unaudited data provided directly to the Louisiana Department of State Civil Service by each state agency. Inconsistencies found throughout the report may be attributed to personnel changes not properly reflected in the agency's human resources information system during the performance evaluation period.



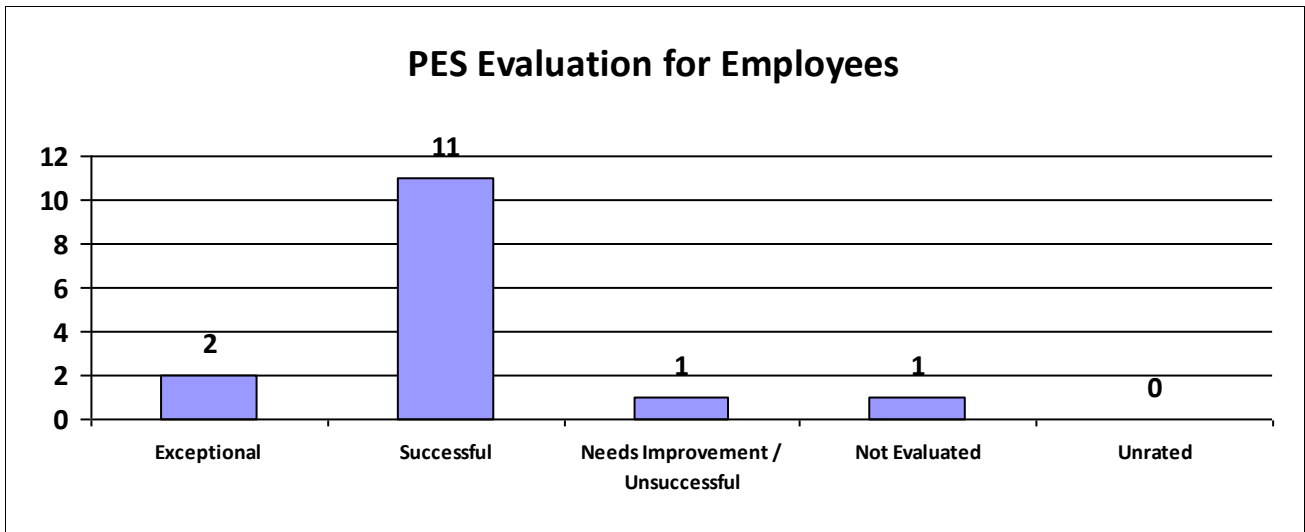
State of Louisiana

STATE CIVIL SERVICE

PES Annual Report - Fiscal Year 2022-2023

Agency: Sowela Tech Comm College

Performance Year 07/01/2022 - 06/30/2023	Total # of Employees	Total %
Number of employees that were rated	15	100%
Number of employees that were unrated	0	0%



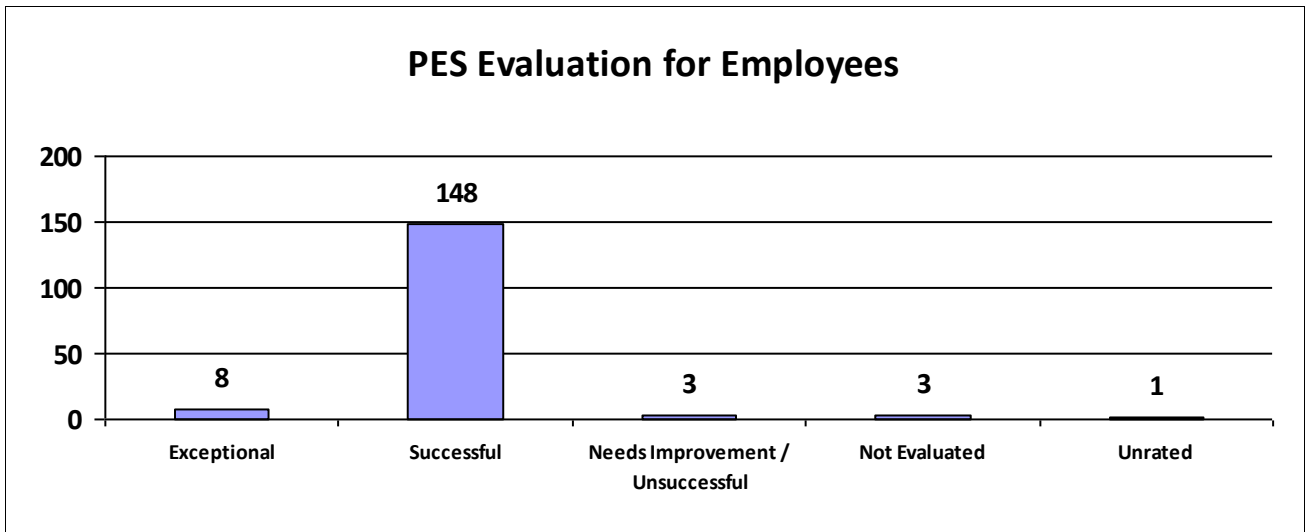
Information contained within this report reflects unaudited data provided directly to the Louisiana Department of State Civil Service by each state agency. Inconsistencies found throughout the report may be attributed to personnel changes not properly reflected in the agency's human resources information system during the performance evaluation period.



**State of Louisiana**  
**STATE CIVIL SERVICE**  
*PES Annual Report - Fiscal Year 2022-2023*

**Agency: SU A & M College**

Performance Year 07/01/2022 - 06/30/2023	Total # of Employees	Total %
Number of employees that were rated	162	100%
Number of employees that were unrated	1	1%



Information contained within this report reflects unaudited data provided directly to the Louisiana Department of State Civil Service by each state agency. Inconsistencies found throughout the report may be attributed to personnel changes not properly reflected in the agency's human resources information system during the performance evaluation period.

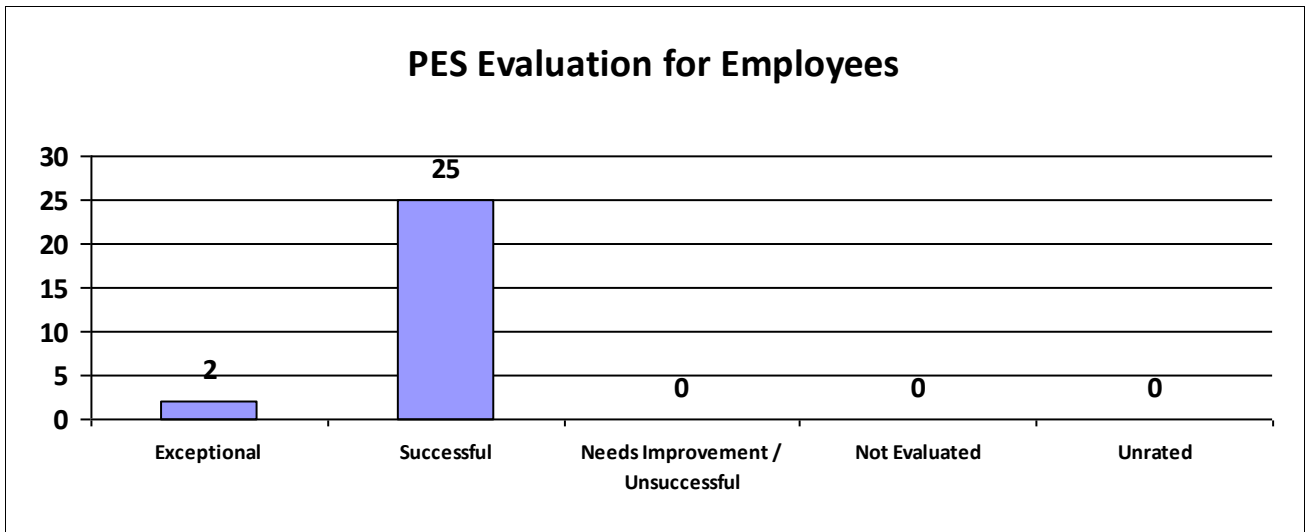




**State of Louisiana**  
**STATE CIVIL SERVICE**  
*PES Annual Report - Fiscal Year 2022-2023*

**Agency: SU New Orleans**

Performance Year 07/01/2022 - 06/30/2023	Total # of Employees	Total %
Number of employees that were rated	27	100%
Number of employees that were unrated	0	0%



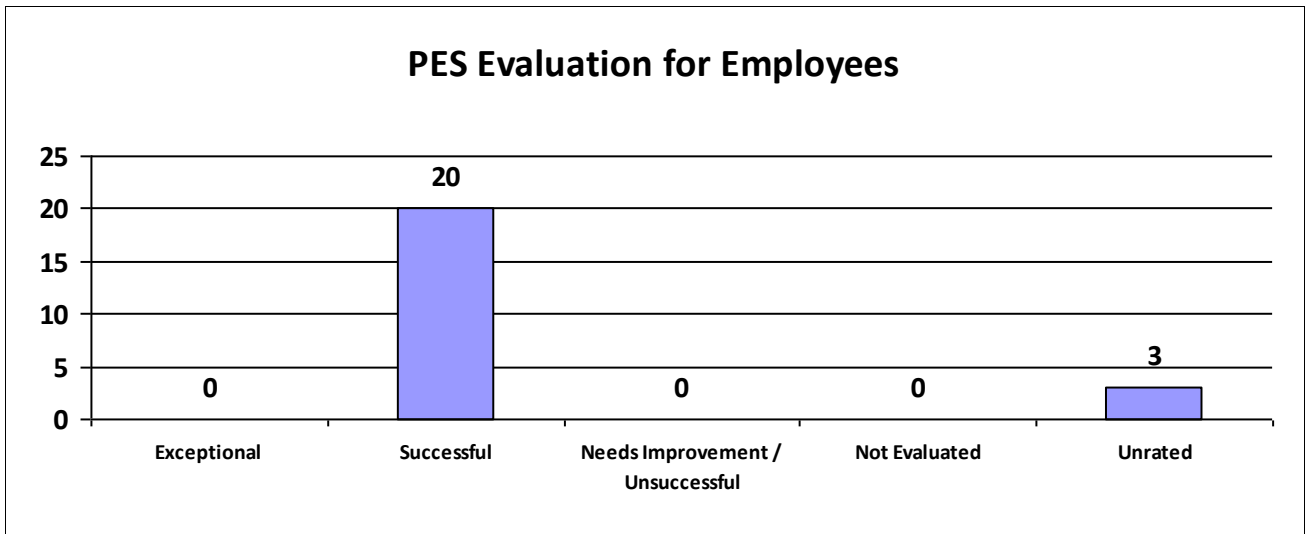
Information contained within this report reflects unaudited data provided directly to the Louisiana Department of State Civil Service by each state agency. Inconsistencies found throughout the report may be attributed to personnel changes not properly reflected in the agency's human resources information system during the performance evaluation period.



**State of Louisiana**  
**STATE CIVIL SERVICE**  
*PES Annual Report - Fiscal Year 2022-2023*

**Agency: SU Shreveport**

Performance Year 07/01/2022 - 06/30/2023	Total # of Employees	Total %
Number of employees that were rated	20	100%
Number of employees that were unrated	3	15%



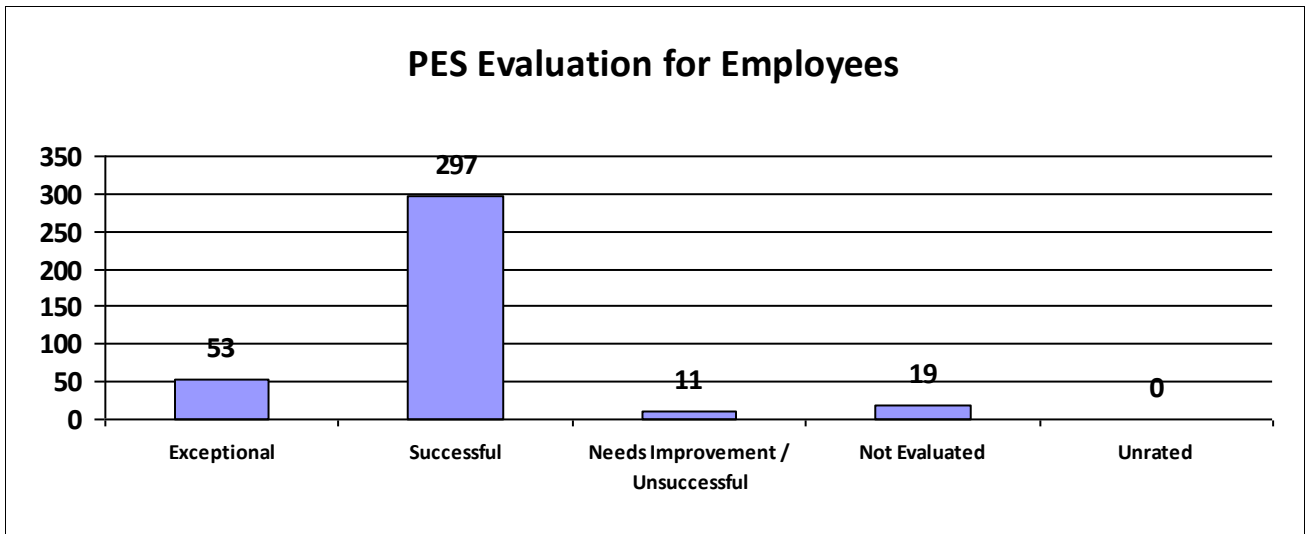
Information contained within this report reflects unaudited data provided directly to the Louisiana Department of State Civil Service by each state agency. Inconsistencies found throughout the report may be attributed to personnel changes not properly reflected in the agency's human resources information system during the performance evaluation period.



**State of Louisiana**  
**STATE CIVIL SERVICE**  
*PES Annual Report - Fiscal Year 2022-2023*

**Agency: University of La-Lafayette**

Performance Year 07/01/2022 - 06/30/2023	Total # of Employees	Total %
Number of employees that were rated	380	100%
Number of employees that were unrated	0	0%



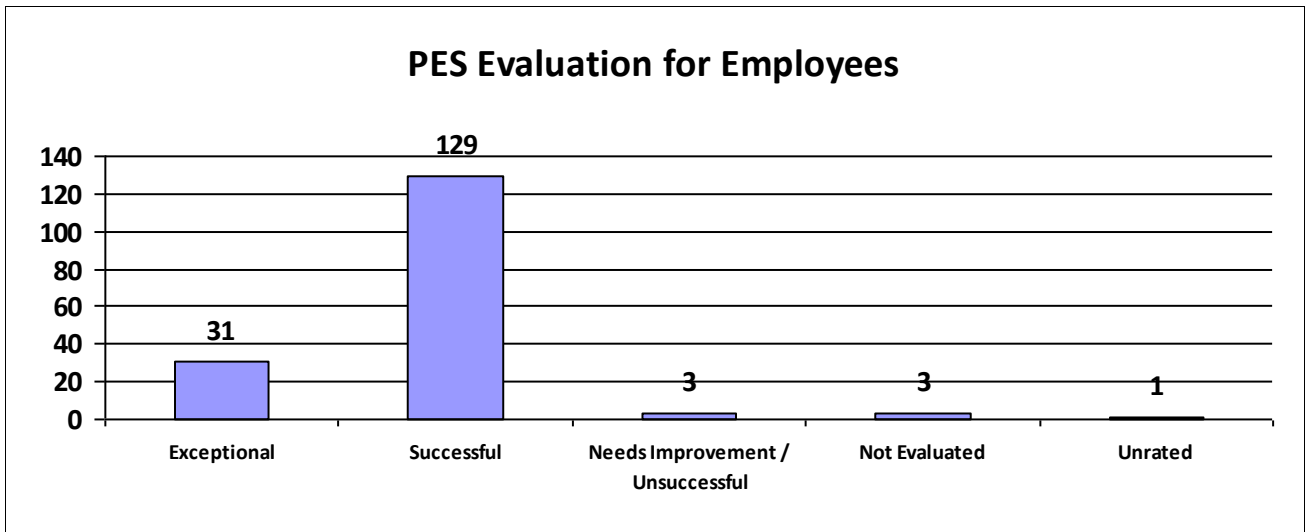
Information contained within this report reflects unaudited data provided directly to the Louisiana Department of State Civil Service by each state agency. Inconsistencies found throughout the report may be attributed to personnel changes not properly reflected in the agency's human resources information system during the performance evaluation period.



**State of Louisiana**  
**STATE CIVIL SERVICE**  
*PES Annual Report - Fiscal Year 2022-2023*

**Agency: University of La-Monroe**

Performance Year 07/01/2022 - 06/30/2023	Total # of Employees	Total %
Number of employees that were rated	166	100%
Number of employees that were unrated	1	1%



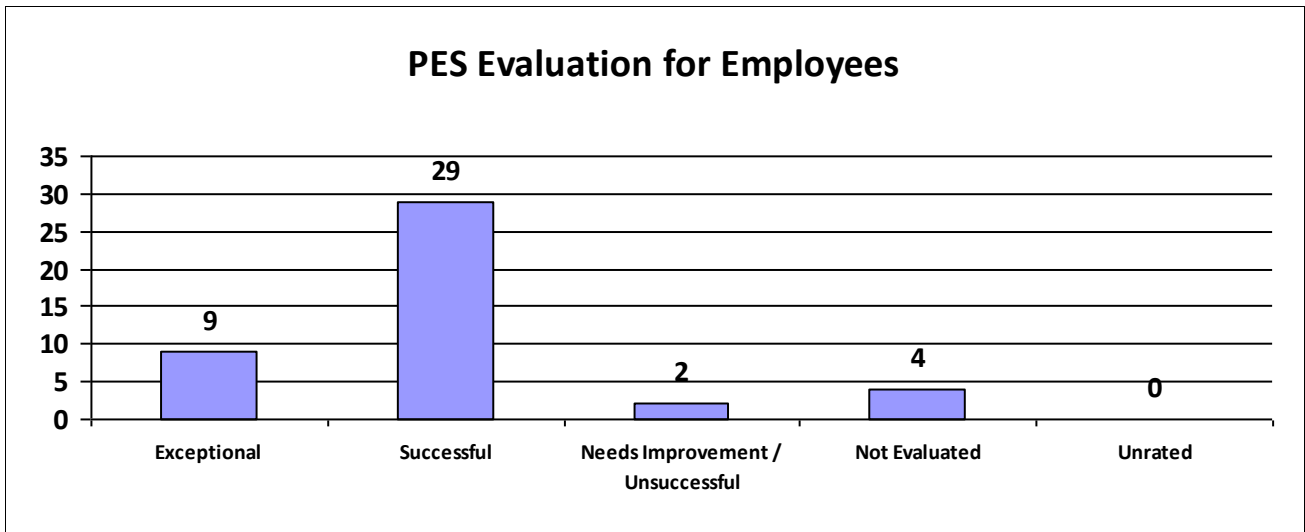
Information contained within this report reflects unaudited data provided directly to the Louisiana Department of State Civil Service by each state agency. Inconsistencies found throughout the report may be attributed to personnel changes not properly reflected in the agency's human resources information system during the performance evaluation period.



**State of Louisiana**  
**STATE CIVIL SERVICE**  
*PES Annual Report - Fiscal Year 2022-2023*

**Agency: University of New Orleans**

Performance Year 07/01/2022 - 06/30/2023	Total # of Employees	Total %
Number of employees that were rated	44	100%
Number of employees that were unrated	0	0%



Information contained within this report reflects unaudited data provided directly to the Louisiana Department of State Civil Service by each state agency. Inconsistencies found throughout the report may be attributed to personnel changes not properly reflected in the agency's human resources information system during the performance evaluation period.



State of Louisiana

STATE CIVIL SERVICE

*PES Annual Report - Fiscal Year 2022-2023*

**Major Department: HOUSING AUTHORITIES**

<b>Performance Year 07/01/2022 - 06/30/2023</b>	<b>Total # of Employees</b>	<b>Total %</b>
Number of employees that were rated	233	100%
Number of employees that were unrated	24	10.30%
Number of employees that were rated Exceptional	44	19%
Number of employees that were rated Successful	184	78.97%
Number of employees that were rated Needs Improvement / Unsuccessful	1	0%
Number of employees that were rated Not Evaluated	4	1.72%
Number of employees that were rated Unrated	24	10%

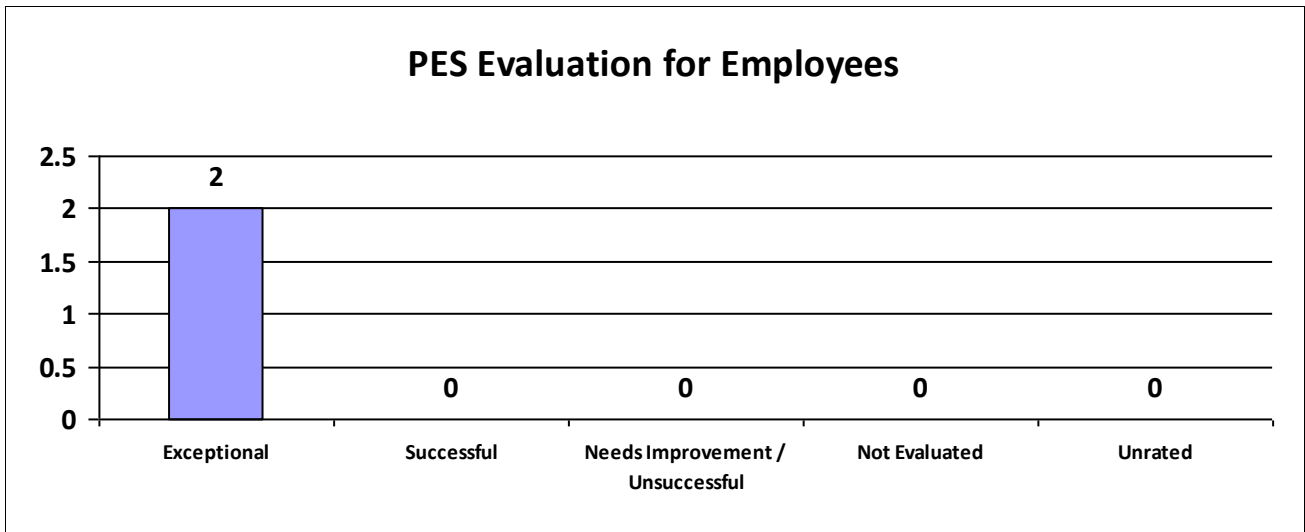
Information contained within this report reflects unaudited data provided directly to the Louisiana Department of State Civil Service by each state agency. Inconsistencies found throughout the report may be attributed to personnel changes not properly reflected in the agency's human resources information system during the performance evaluation period.



**State of Louisiana**  
**STATE CIVIL SERVICE**  
*PES Annual Report - Fiscal Year 2022-2023*

**Agency: Abbeville Housing Authority**

<b>Performance Year 07/01/2022 - 06/30/2023</b>	<b>Total # of Employees</b>	<b>Total %</b>
Number of employees that were rated	2	100%
Number of employees that were unrated	0	0%



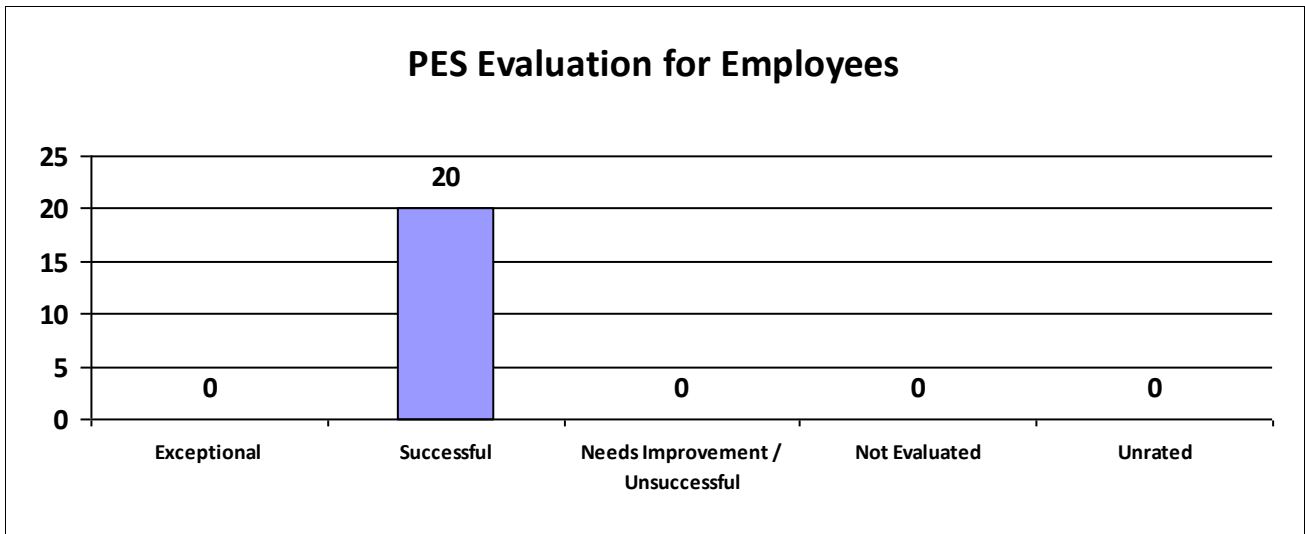
Information contained within this report reflects unaudited data provided directly to the Louisiana Department of State Civil Service by each state agency. Inconsistencies found throughout the report may be attributed to personnel changes not properly reflected in the agency's human resources information system during the performance evaluation period.



**State of Louisiana**  
**STATE CIVIL SERVICE**  
*PES Annual Report - Fiscal Year 2022-2023*

**Agency: Alexandria Housing Authority**

Performance Year 07/01/2022 - 06/30/2023	Total # of Employees	Total %
Number of employees that were rated	20	100%
Number of employees that were unrated	0	0%



Information contained within this report reflects unaudited data provided directly to the Louisiana Department of State Civil Service by each state agency. Inconsistencies found throughout the report may be attributed to personnel changes not properly reflected in the agency's human resources information system during the performance evaluation period.






**State of Louisiana**  
**STATE CIVIL SERVICE**  
*PES Annual Report - Fiscal Year 2022-2023*

**Agency: Arcadia Housing Authority**

Performance Year 07/01/2022 - 06/30/2023	Total # of Employees	Total %
Number of employees that were rated	0	0%
Number of employees that were unrated	2	0%



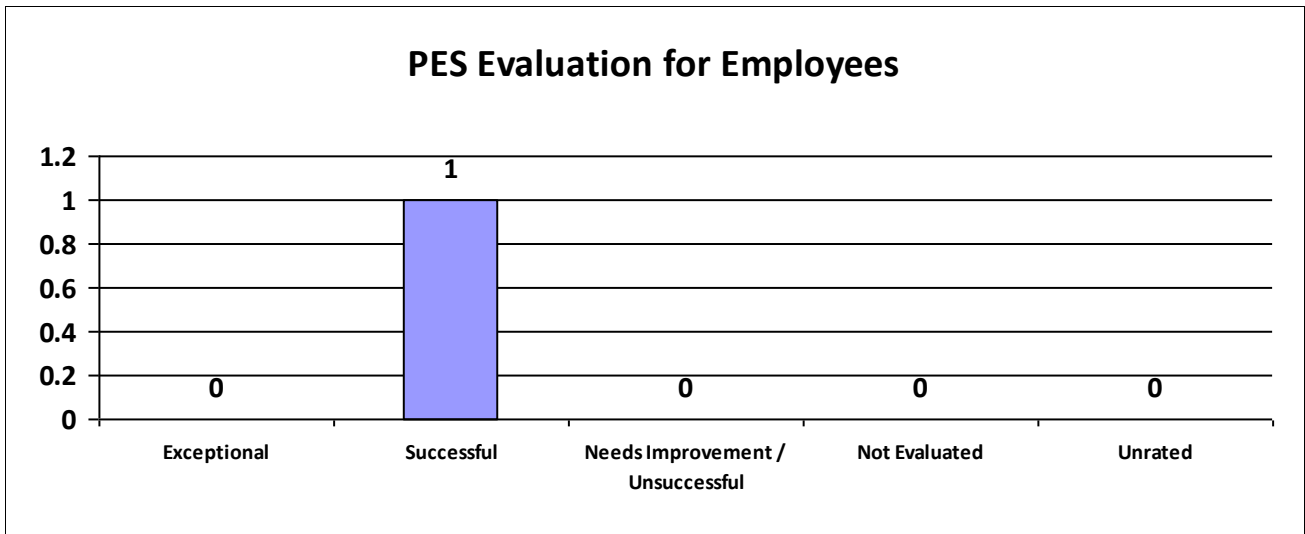
Information contained within this report reflects unaudited data provided directly to the Louisiana Department of State Civil Service by each state agency. Inconsistencies found throughout the report may be attributed to personnel changes not properly reflected in the agency's human resources information system during the performance evaluation period.



**State of Louisiana**  
**STATE CIVIL SERVICE**  
*PES Annual Report - Fiscal Year 2022-2023*

**Agency: Bogalusa Housing Authority**

Performance Year 07/01/2022 - 06/30/2023	Total # of Employees	Total %
Number of employees that were rated	1	100%
Number of employees that were unrated	0	0%



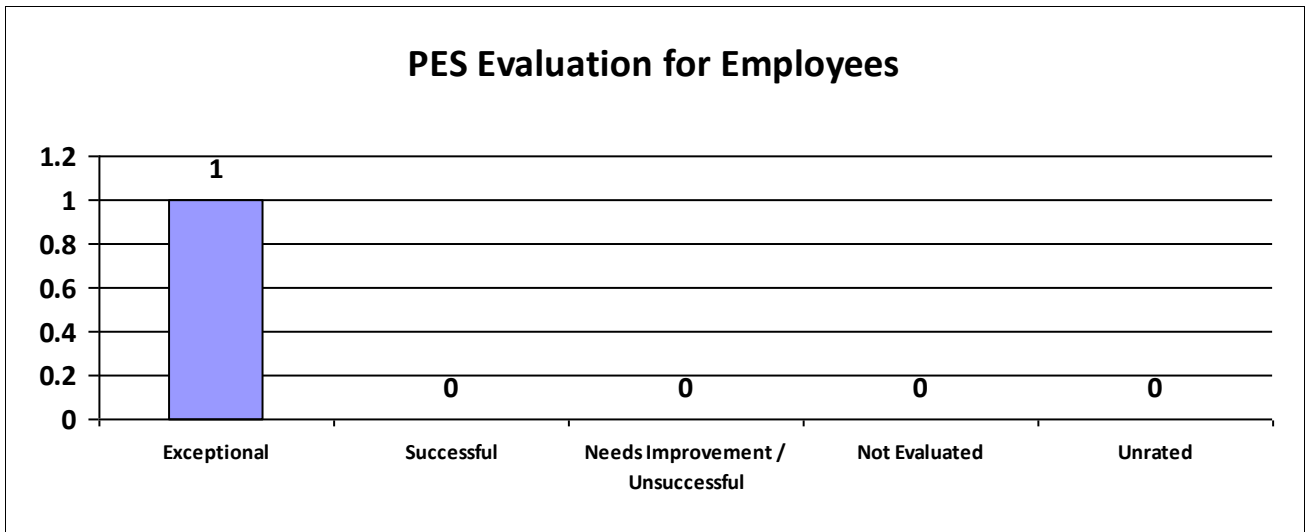
Information contained within this report reflects unaudited data provided directly to the Louisiana Department of State Civil Service by each state agency. Inconsistencies found throughout the report may be attributed to personnel changes not properly reflected in the agency's human resources information system during the performance evaluation period.



**State of Louisiana**  
**STATE CIVIL SERVICE**  
*PES Annual Report - Fiscal Year 2022-2023*

**Agency: Breaux Bridge Housing Authority**

Performance Year 07/01/2022 - 06/30/2023	Total # of Employees	Total %
Number of employees that were rated	1	100%
Number of employees that were unrated	0	0%



Information contained within this report reflects unaudited data provided directly to the Louisiana Department of State Civil Service by each state agency. Inconsistencies found throughout the report may be attributed to personnel changes not properly reflected in the agency's human resources information system during the performance evaluation period.



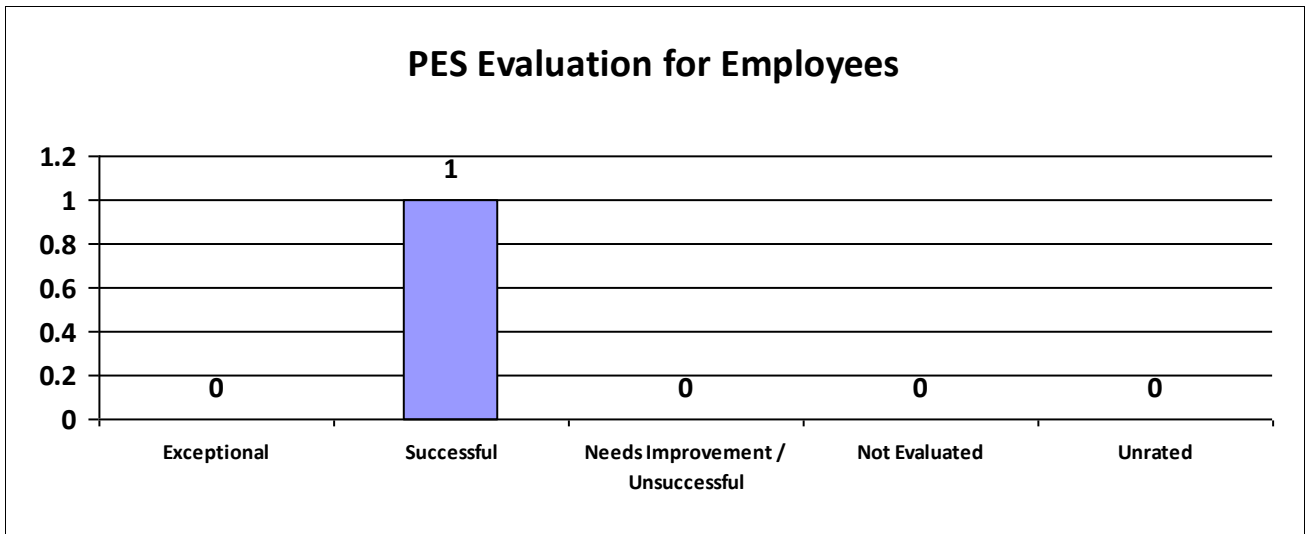
State of Louisiana

STATE CIVIL SERVICE

PES Annual Report - Fiscal Year 2022-2023

Agency: Caldwell Parish Housing Authority

Performance Year 07/01/2022 - 06/30/2023	Total # of Employees	Total %
Number of employees that were rated	1	100%
Number of employees that were unrated	0	0%



Information contained within this report reflects unaudited data provided directly to the Louisiana Department of State Civil Service by each state agency. Inconsistencies found throughout the report may be attributed to personnel changes not properly reflected in the agency's human resources information system during the performance evaluation period.



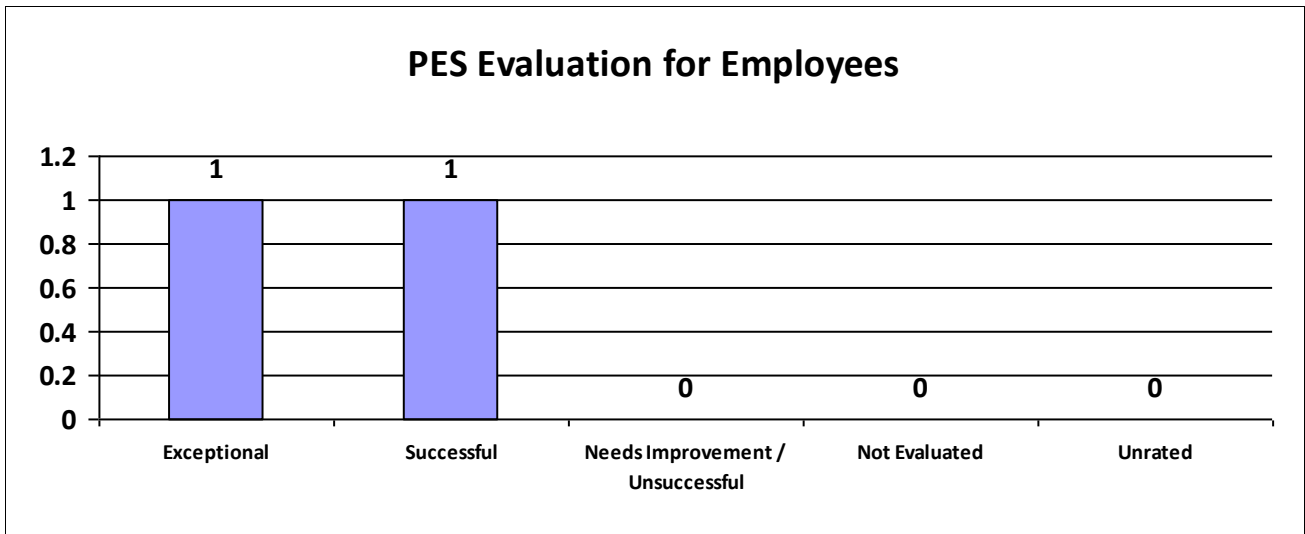
State of Louisiana

STATE CIVIL SERVICE

PES Annual Report - Fiscal Year 2022-2023

Agency: Church Point Housing Authority

Performance Year 07/01/2022 - 06/30/2023	Total # of Employees	Total %
Number of employees that were rated	2	100%
Number of employees that were unrated	0	0%



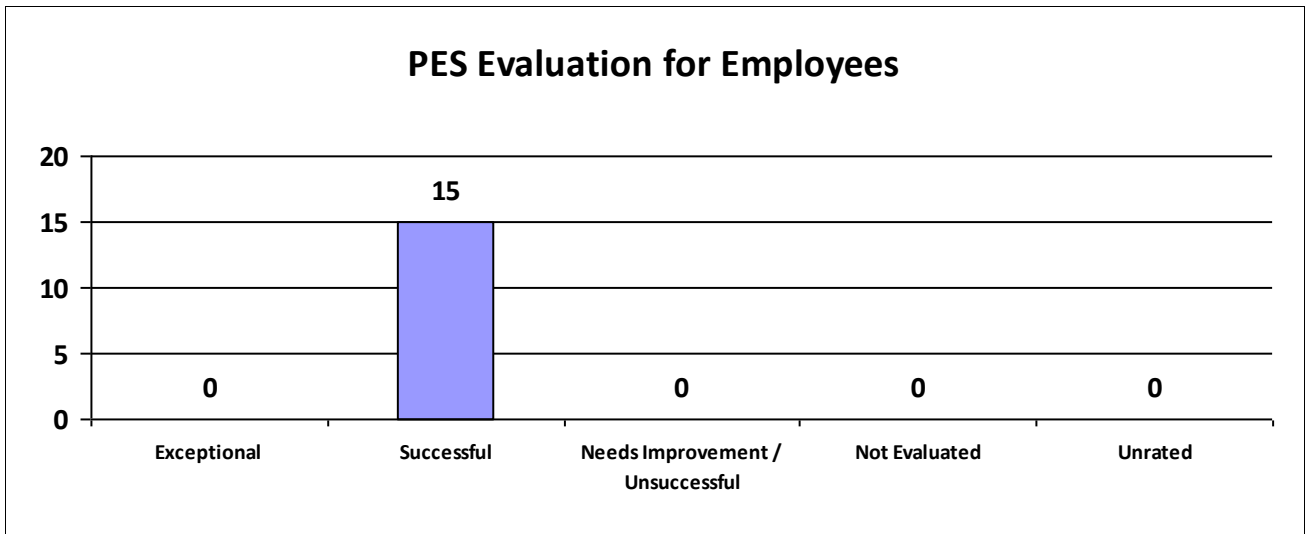
Information contained within this report reflects unaudited data provided directly to the Louisiana Department of State Civil Service by each state agency. Inconsistencies found throughout the report may be attributed to personnel changes not properly reflected in the agency's human resources information system during the performance evaluation period.



**State of Louisiana**  
**STATE CIVIL SERVICE**  
*PES Annual Report - Fiscal Year 2022-2023*

**Agency: City of Natchitoches Housing Authority**

Performance Year 07/01/2022 - 06/30/2023	Total # of Employees	Total %
Number of employees that were rated	15	100%
Number of employees that were unrated	0	0%



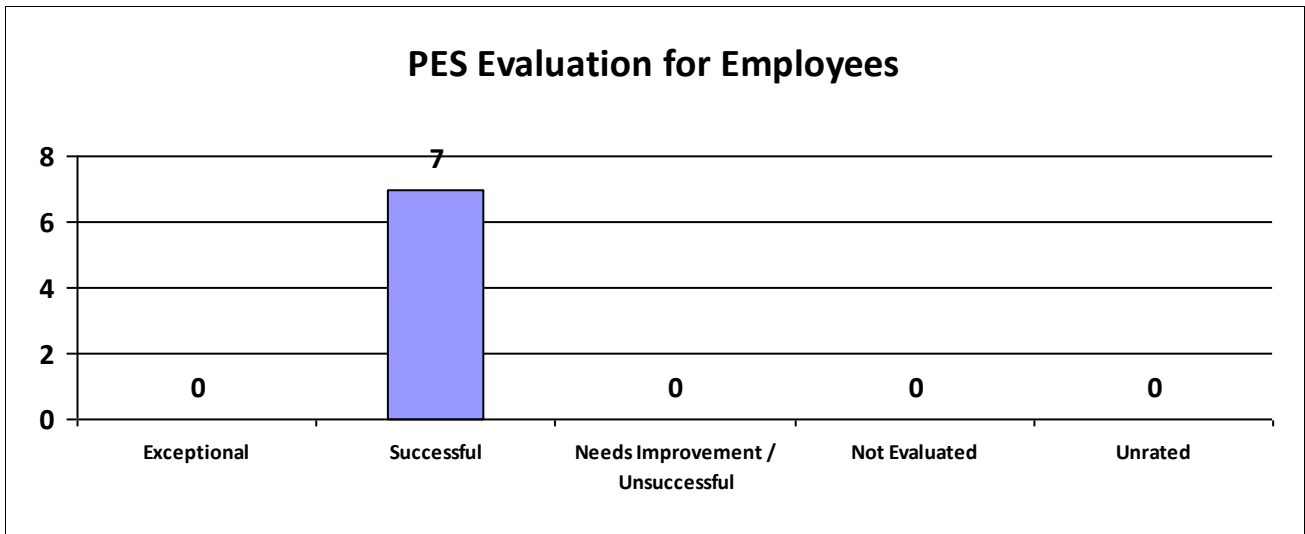
Information contained within this report reflects unaudited data provided directly to the Louisiana Department of State Civil Service by each state agency. Inconsistencies found throughout the report may be attributed to personnel changes not properly reflected in the agency's human resources information system during the performance evaluation period.



**State of Louisiana**  
**STATE CIVIL SERVICE**  
*PES Annual Report - Fiscal Year 2022-2023*

**Agency: Crowley Housing Authority**

<b>Performance Year 07/01/2022 - 06/30/2023</b>	<b>Total # of Employees</b>	<b>Total %</b>
Number of employees that were rated	7	100%
Number of employees that were unrated	0	0%



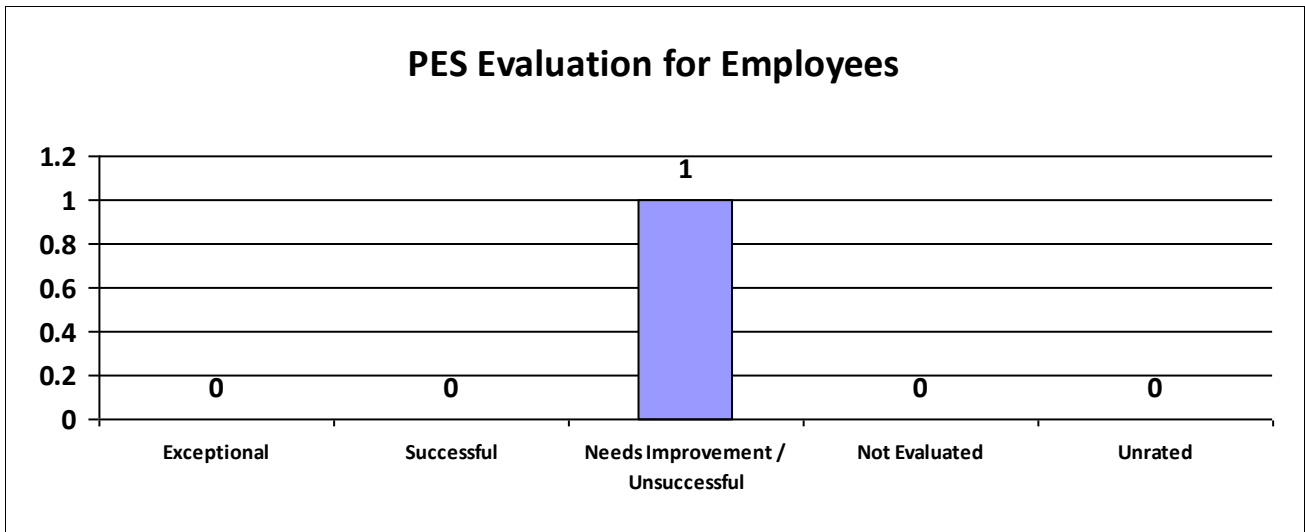
Information contained within this report reflects unaudited data provided directly to the Louisiana Department of State Civil Service by each state agency. Inconsistencies found throughout the report may be attributed to personnel changes not properly reflected in the agency's human resources information system during the performance evaluation period.



**State of Louisiana**  
**STATE CIVIL SERVICE**  
*PES Annual Report - Fiscal Year 2022-2023*

**Agency: Delcambre Housing Authority**

Performance Year 07/01/2022 - 06/30/2023	Total # of Employees	Total %
Number of employees that were rated	1	100%
Number of employees that were unrated	0	0%



Information contained within this report reflects unaudited data provided directly to the Louisiana Department of State Civil Service by each state agency. Inconsistencies found throughout the report may be attributed to personnel changes not properly reflected in the agency's human resources information system during the performance evaluation period.





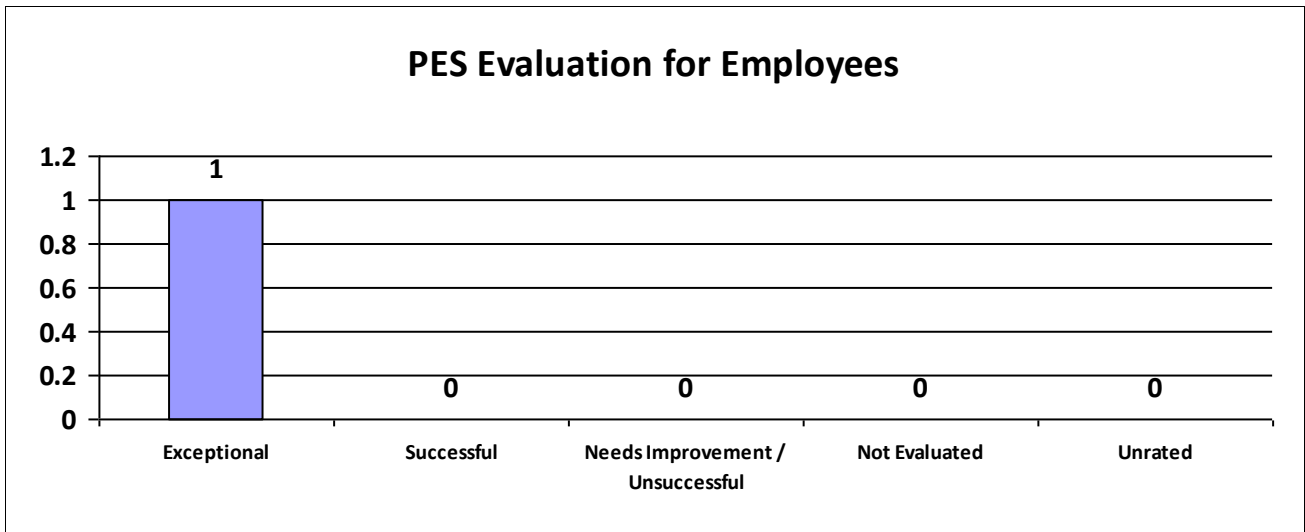
State of Louisiana

STATE CIVIL SERVICE

PES Annual Report - Fiscal Year 2022-2023

Agency: DeQuincy Housing Authority

Performance Year 07/01/2022 - 06/30/2023	Total # of Employees	Total %
Number of employees that were rated	1	100%
Number of employees that were unrated	0	0%



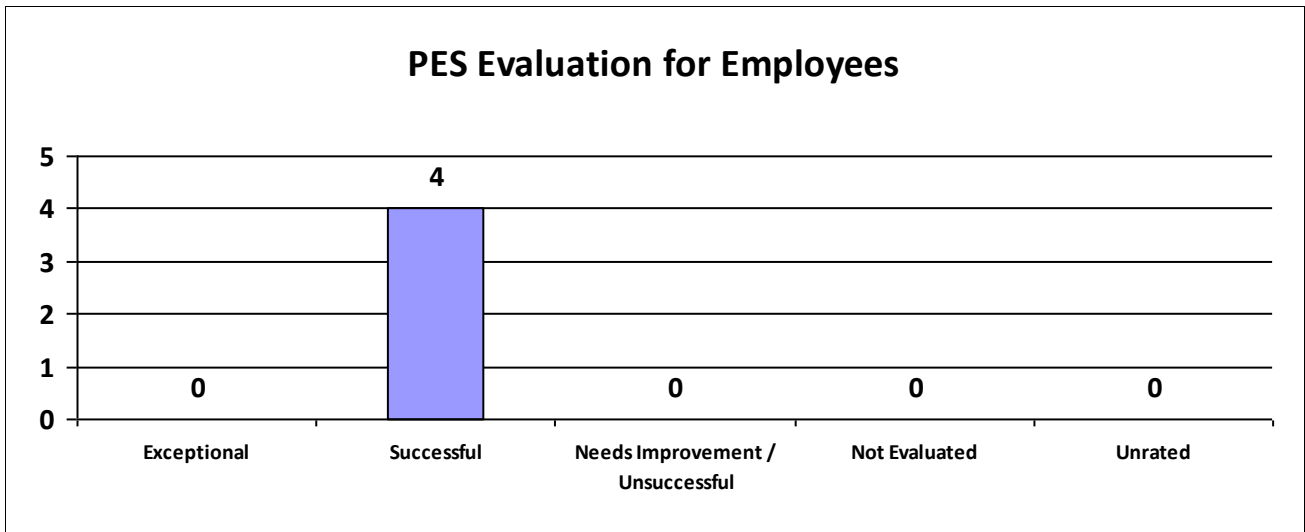
Information contained within this report reflects unaudited data provided directly to the Louisiana Department of State Civil Service by each state agency. Inconsistencies found throughout the report may be attributed to personnel changes not properly reflected in the agency's human resources information system during the performance evaluation period.



**State of Louisiana**  
**STATE CIVIL SERVICE**  
*PES Annual Report - Fiscal Year 2022-2023*

**Agency: DeRidder Housing Authority**

<b>Performance Year 07/01/2022 - 06/30/2023</b>	<b>Total # of Employees</b>	<b>Total %</b>
Number of employees that were rated	4	100%
Number of employees that were unrated	0	0%



Information contained within this report reflects unaudited data provided directly to the Louisiana Department of State Civil Service by each state agency. Inconsistencies found throughout the report may be attributed to personnel changes not properly reflected in the agency's human resources information system during the performance evaluation period.



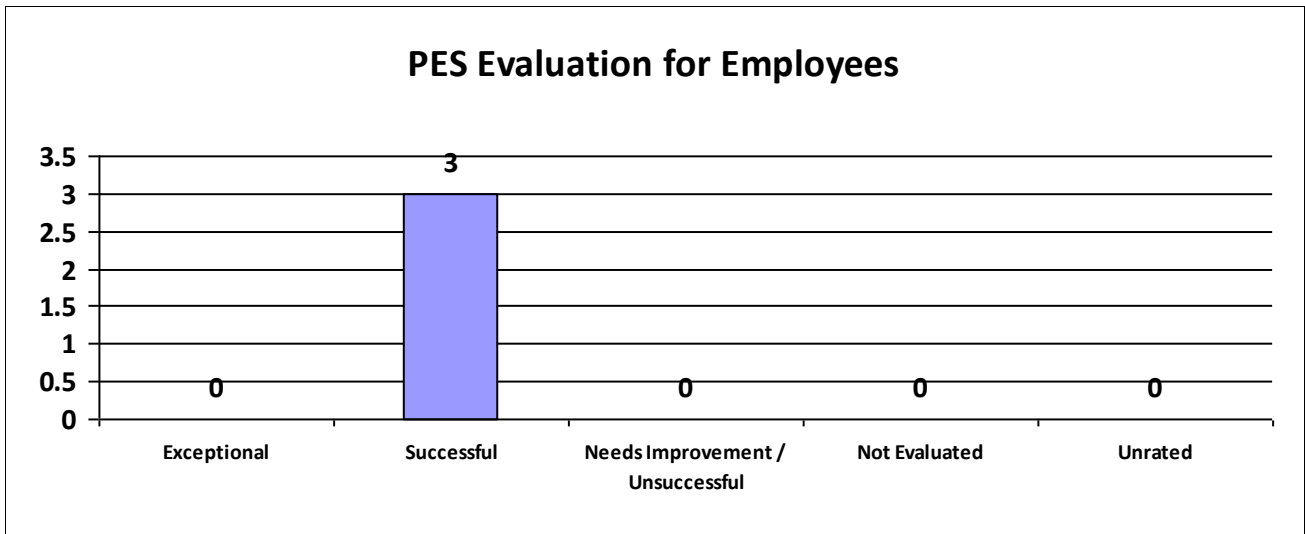
State of Louisiana

STATE CIVIL SERVICE

PES Annual Report - Fiscal Year 2022-2023

Agency: Donaldsonville Housing Authority

Performance Year 07/01/2022 - 06/30/2023	Total # of Employees	Total %
Number of employees that were rated	3	100%
Number of employees that were unrated	0	0%



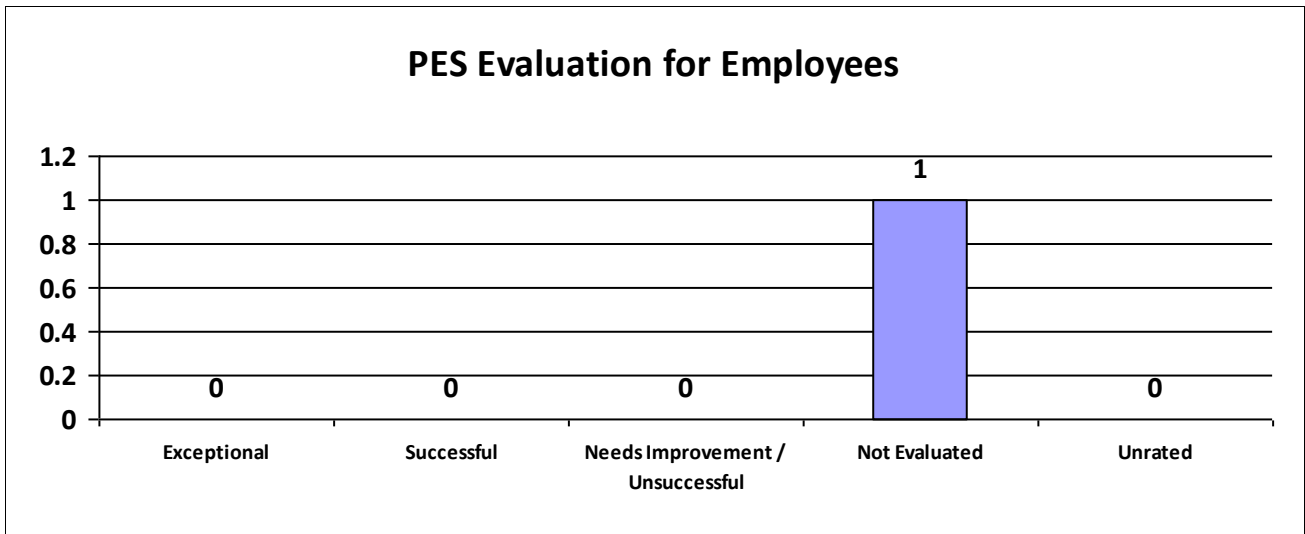
Information contained within this report reflects unaudited data provided directly to the Louisiana Department of State Civil Service by each state agency. Inconsistencies found throughout the report may be attributed to personnel changes not properly reflected in the agency's human resources information system during the performance evaluation period.



**State of Louisiana**  
**STATE CIVIL SERVICE**  
*PES Annual Report - Fiscal Year 2022-2023*

**Agency: East Carroll Housing Authority**

Performance Year 07/01/2022 - 06/30/2023	Total # of Employees	Total %
Number of employees that were rated	1	100%
Number of employees that were unrated	0	0%



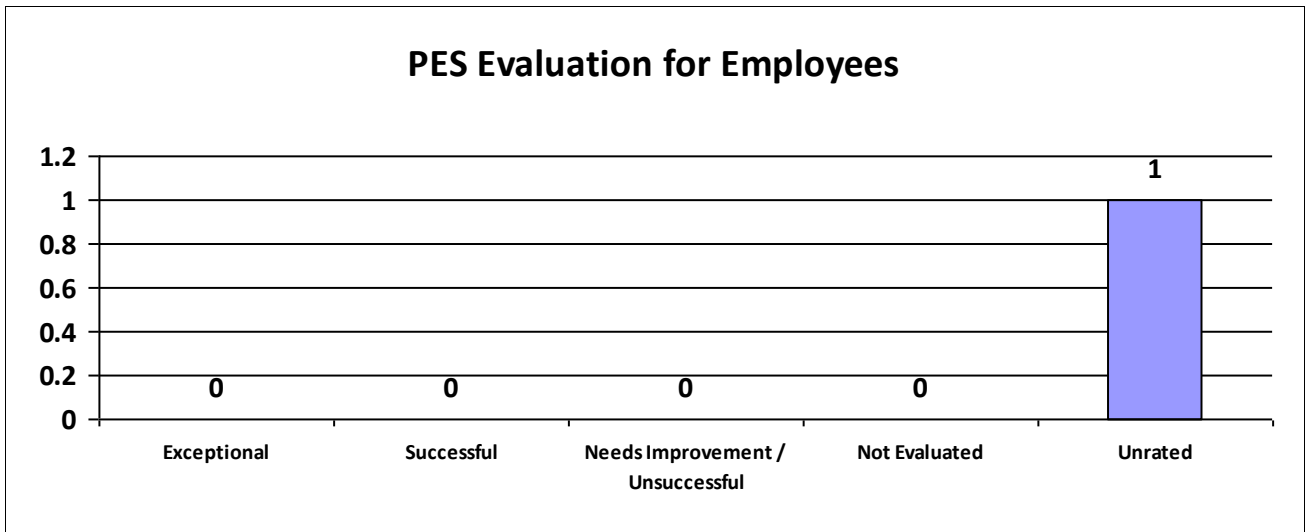
Information contained within this report reflects unaudited data provided directly to the Louisiana Department of State Civil Service by each state agency. Inconsistencies found throughout the report may be attributed to personnel changes not properly reflected in the agency's human resources information system during the performance evaluation period.



**State of Louisiana**  
**STATE CIVIL SERVICE**  
*PES Annual Report - Fiscal Year 2022-2023*

**Agency: Erath Housing Authority**

Performance Year 07/01/2022 - 06/30/2023	Total # of Employees	Total %
Number of employees that were rated	0	0%
Number of employees that were unrated	1	0%



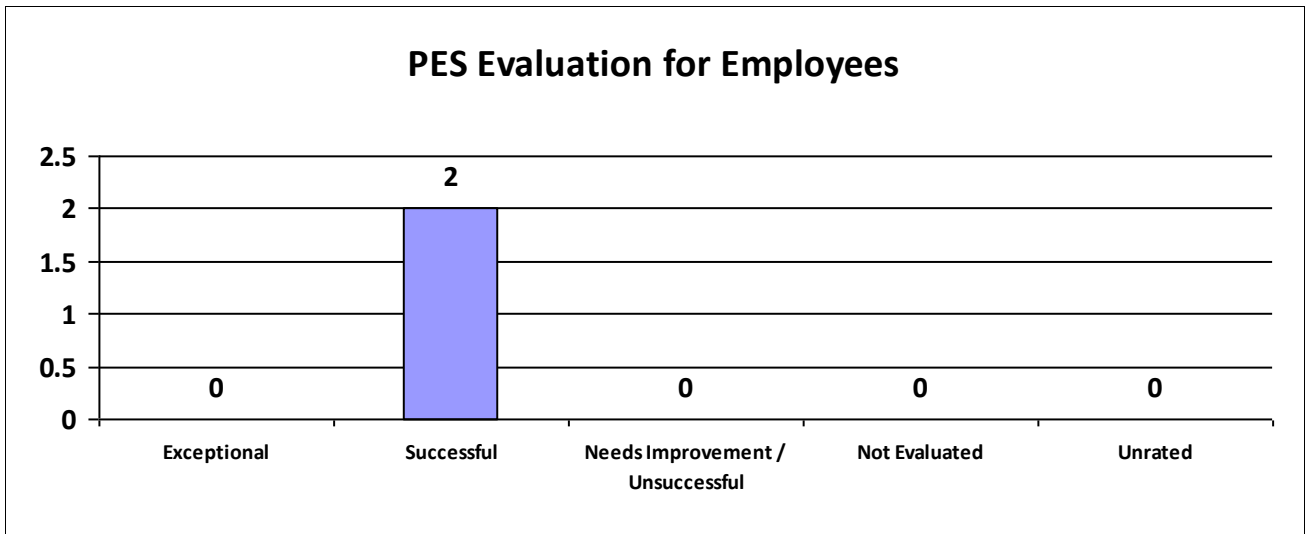
Information contained within this report reflects unaudited data provided directly to the Louisiana Department of State Civil Service by each state agency. Inconsistencies found throughout the report may be attributed to personnel changes not properly reflected in the agency's human resources information system during the performance evaluation period.



**State of Louisiana**  
**STATE CIVIL SERVICE**  
*PES Annual Report - Fiscal Year 2022-2023*

**Agency: Eunice Housing Authority**

Performance Year 07/01/2022 - 06/30/2023	Total # of Employees	Total %
Number of employees that were rated	2	100%
Number of employees that were unrated	0	0%



Information contained within this report reflects unaudited data provided directly to the Louisiana Department of State Civil Service by each state agency. Inconsistencies found throughout the report may be attributed to personnel changes not properly reflected in the agency's human resources information system during the performance evaluation period.



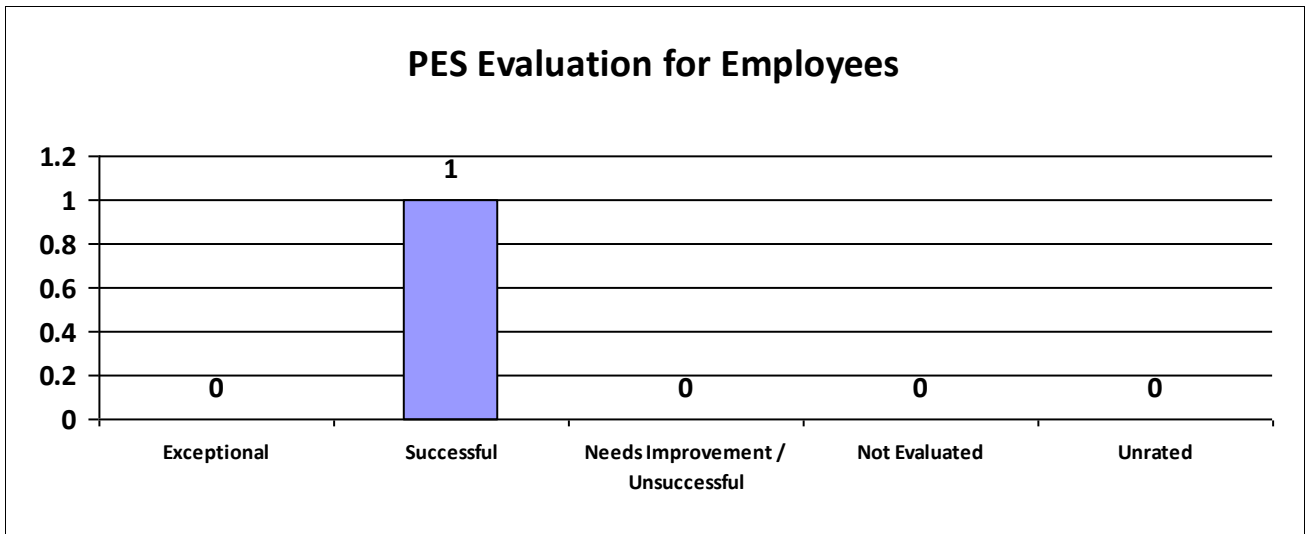
State of Louisiana

STATE CIVIL SERVICE

PES Annual Report - Fiscal Year 2022-2023

Agency: Ferriday Housing Authority

Performance Year 07/01/2022 - 06/30/2023	Total # of Employees	Total %
Number of employees that were rated	1	100%
Number of employees that were unrated	0	0%




Information contained within this report reflects unaudited data provided directly to the Louisiana Department of State Civil Service by each state agency. Inconsistencies found throughout the report may be attributed to personnel changes not properly reflected in the agency's human resources information system during the performance evaluation period.



**State of Louisiana**  
**STATE CIVIL SERVICE**  
*PES Annual Report - Fiscal Year 2022-2023*

**Agency: Grambling Housing Authority**

Performance Year 07/01/2022 - 06/30/2023	Total # of Employees	Total %
Number of employees that were rated	1	100%
Number of employees that were unrated	0	0%



Information contained within this report reflects unaudited data provided directly to the Louisiana Department of State Civil Service by each state agency. Inconsistencies found throughout the report may be attributed to personnel changes not properly reflected in the agency's human resources information system during the performance evaluation period.






**State of Louisiana**  
**STATE CIVIL SERVICE**  
*PES Annual Report - Fiscal Year 2022-2023*

**Agency: Hammond Housing Authority**

Performance Year 07/01/2022 - 06/30/2023	Total # of Employees	Total %
Number of employees that were rated	1	100%
Number of employees that were unrated	0	0%



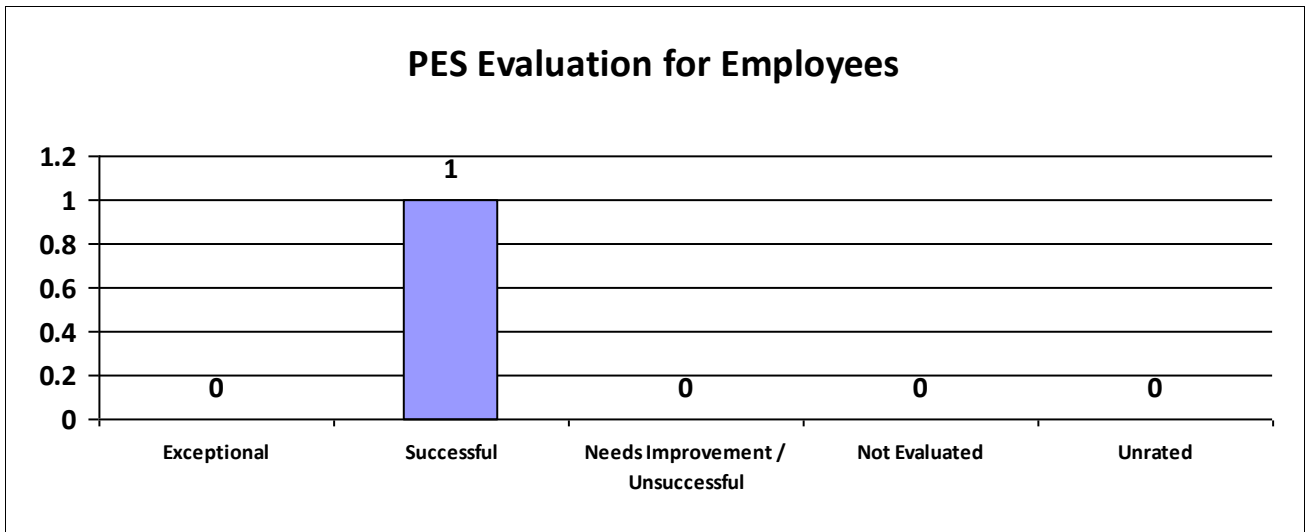
Information contained within this report reflects unaudited data provided directly to the Louisiana Department of State Civil Service by each state agency. Inconsistencies found throughout the report may be attributed to personnel changes not properly reflected in the agency's human resources information system during the performance evaluation period.



**State of Louisiana**  
**STATE CIVIL SERVICE**  
*PES Annual Report - Fiscal Year 2022-2023*

**Agency: Haynesville Housing Authority**

Performance Year 07/01/2022 - 06/30/2023	Total # of Employees	Total %
Number of employees that were rated	1	100%
Number of employees that were unrated	0	0%



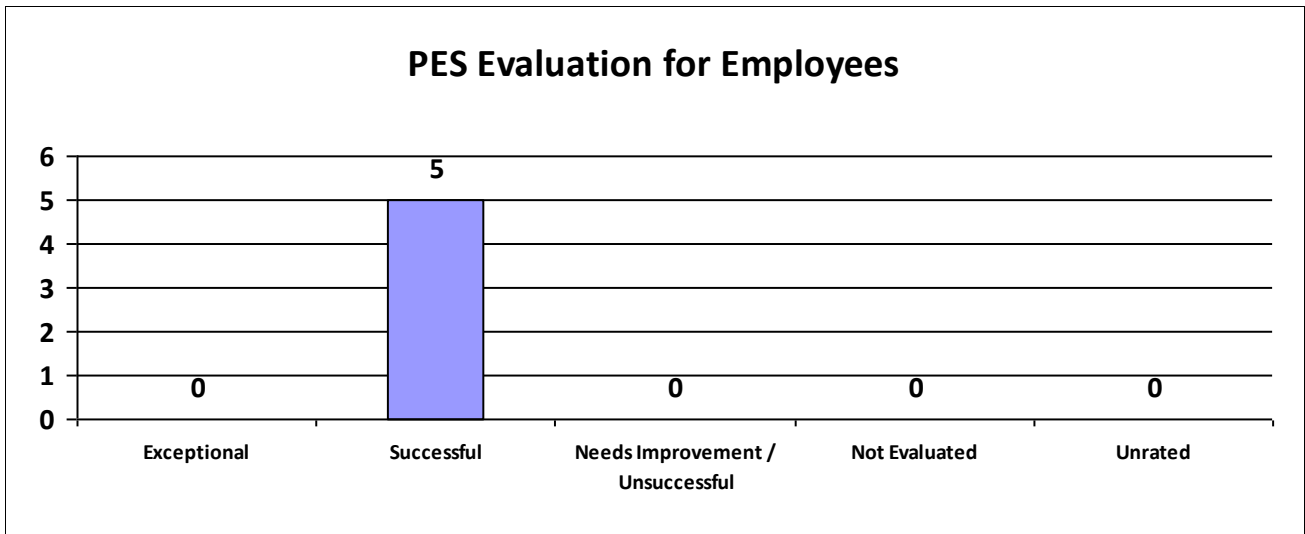
Information contained within this report reflects unaudited data provided directly to the Louisiana Department of State Civil Service by each state agency. Inconsistencies found throughout the report may be attributed to personnel changes not properly reflected in the agency's human resources information system during the performance evaluation period.



**State of Louisiana**  
**STATE CIVIL SERVICE**  
*PES Annual Report - Fiscal Year 2022-2023*

**Agency: Houma Housing Authority**

Performance Year 07/01/2022 - 06/30/2023	Total # of Employees	Total %
Number of employees that were rated	5	100%
Number of employees that were unrated	0	0%



Information contained within this report reflects unaudited data provided directly to the Louisiana Department of State Civil Service by each state agency. Inconsistencies found throughout the report may be attributed to personnel changes not properly reflected in the agency's human resources information system during the performance evaluation period.



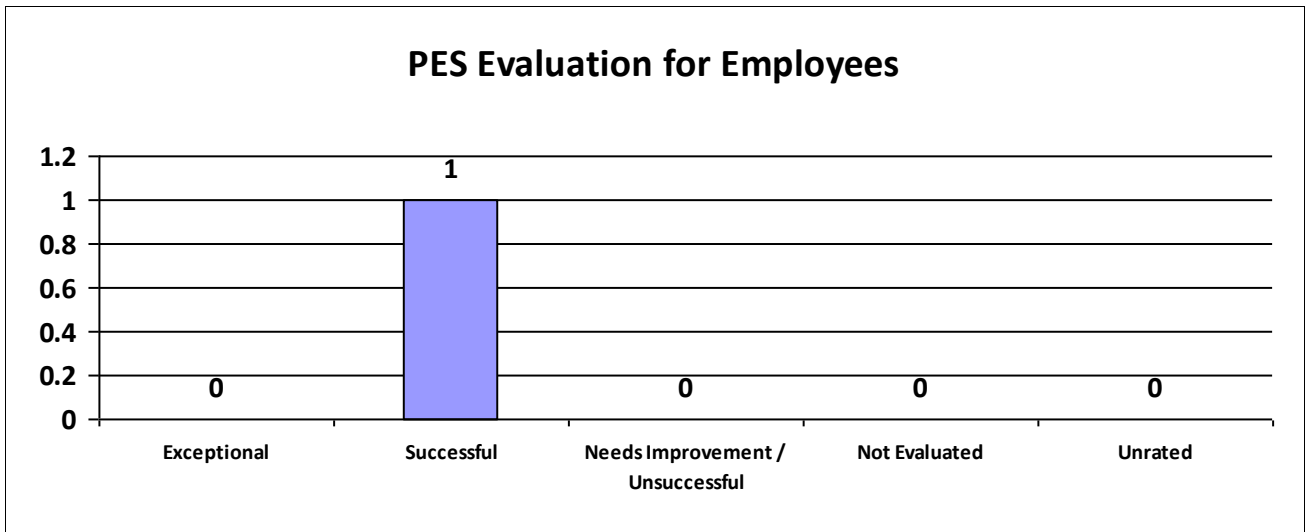
State of Louisiana

STATE CIVIL SERVICE

PES Annual Report - Fiscal Year 2022-2023

Agency: Independence Housing Authority

Performance Year 07/01/2022 - 06/30/2023	Total # of Employees	Total %
Number of employees that were rated	1	100%
Number of employees that were unrated	0	0%



Information contained within this report reflects unaudited data provided directly to the Louisiana Department of State Civil Service by each state agency. Inconsistencies found throughout the report may be attributed to personnel changes not properly reflected in the agency's human resources information system during the performance evaluation period.



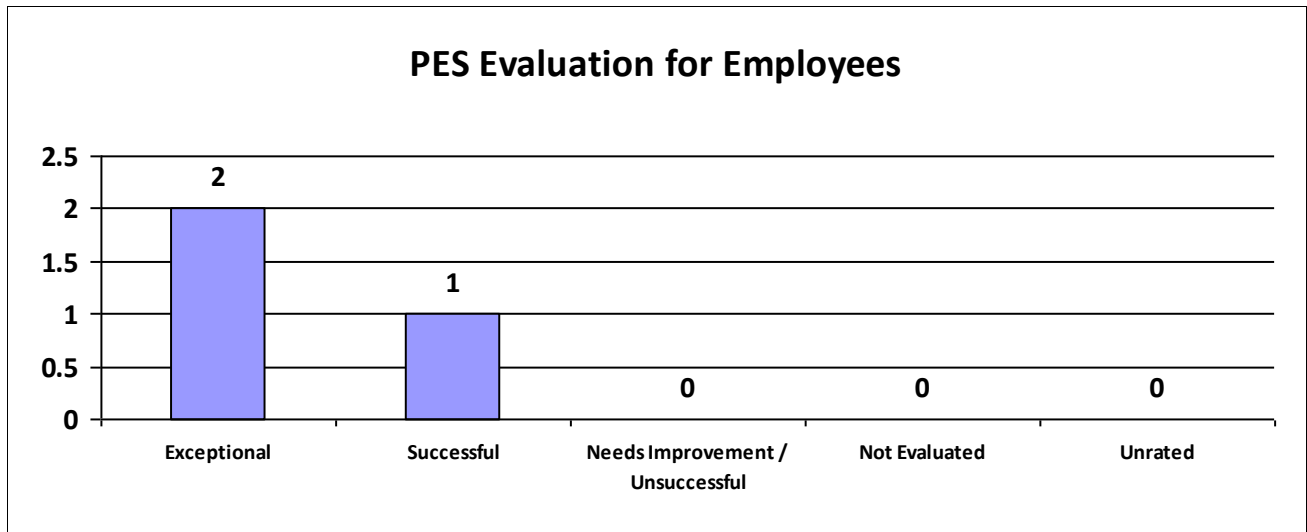
State of Louisiana

STATE CIVIL SERVICE

PES Annual Report - Fiscal Year 2022-2023

Agency: Jefferson Parish Housing Authority

Performance Year 07/01/2022 - 06/30/2023	Total # of Employees	Total %
Number of employees that were rated	3	100%
Number of employees that were unrated	0	0%



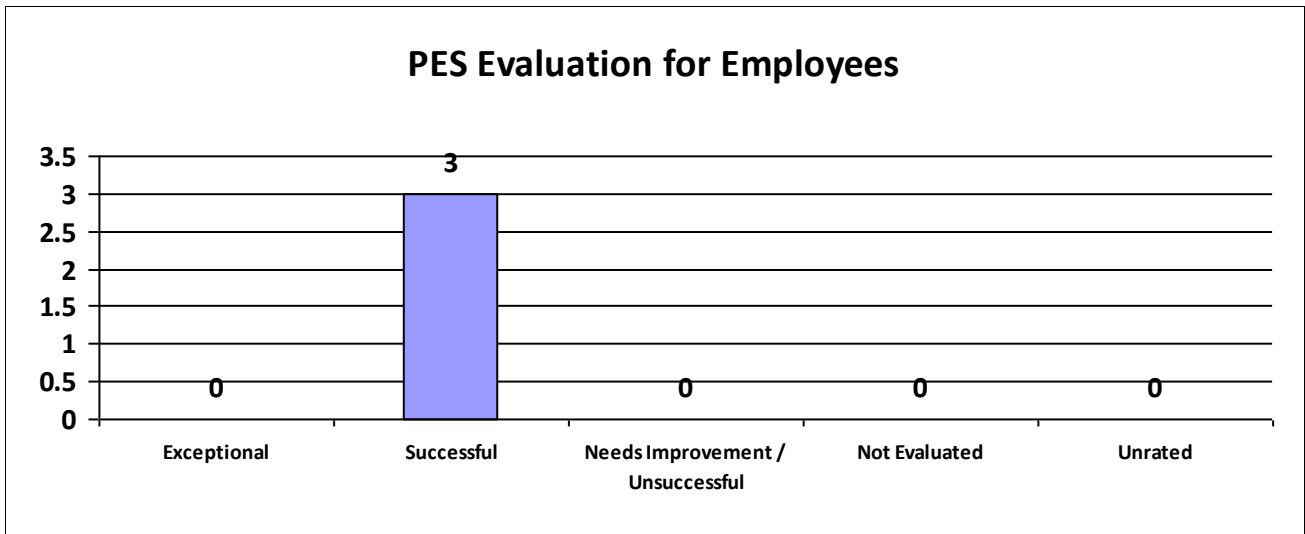
Information contained within this report reflects unaudited data provided directly to the Louisiana Department of State Civil Service by each state agency. Inconsistencies found throughout the report may be attributed to personnel changes not properly reflected in the agency's human resources information system during the performance evaluation period.



**State of Louisiana**  
**STATE CIVIL SERVICE**  
*PES Annual Report - Fiscal Year 2022-2023*

**Agency: Jennings Housing Authority**

Performance Year 07/01/2022 - 06/30/2023	Total # of Employees	Total %
Number of employees that were rated	3	100%
Number of employees that were unrated	0	0%



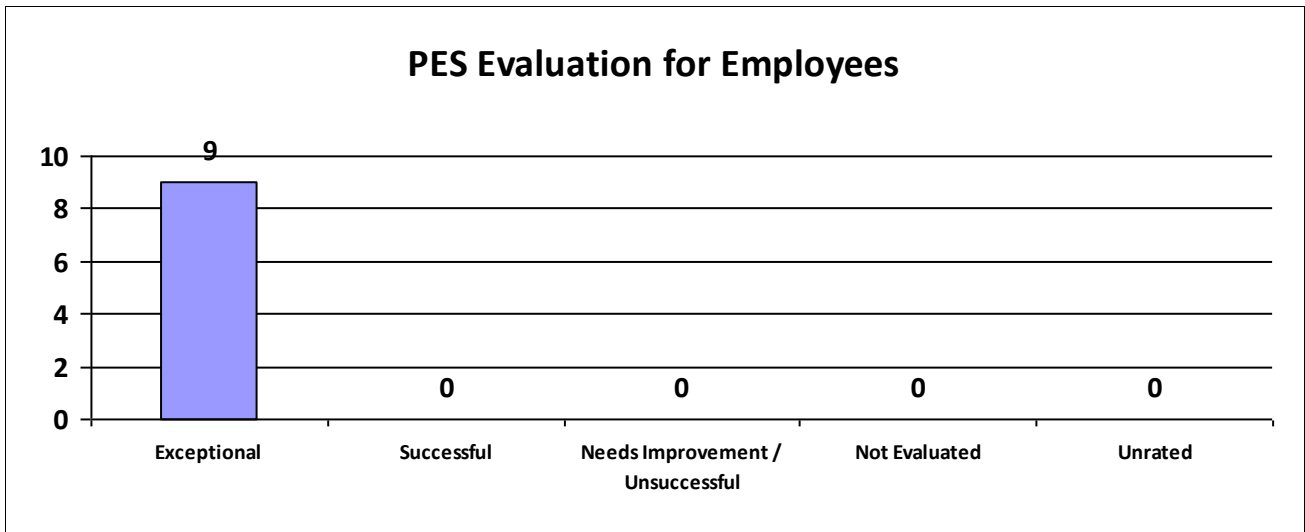
Information contained within this report reflects unaudited data provided directly to the Louisiana Department of State Civil Service by each state agency. Inconsistencies found throughout the report may be attributed to personnel changes not properly reflected in the agency's human resources information system during the performance evaluation period.



**State of Louisiana**  
**STATE CIVIL SERVICE**  
*PES Annual Report - Fiscal Year 2022-2023*

**Agency: Jonesboro Housing Authority**

<b>Performance Year 07/01/2022 - 06/30/2023</b>	<b>Total # of Employees</b>	<b>Total %</b>
Number of employees that were rated	9	100%
Number of employees that were unrated	0	0%



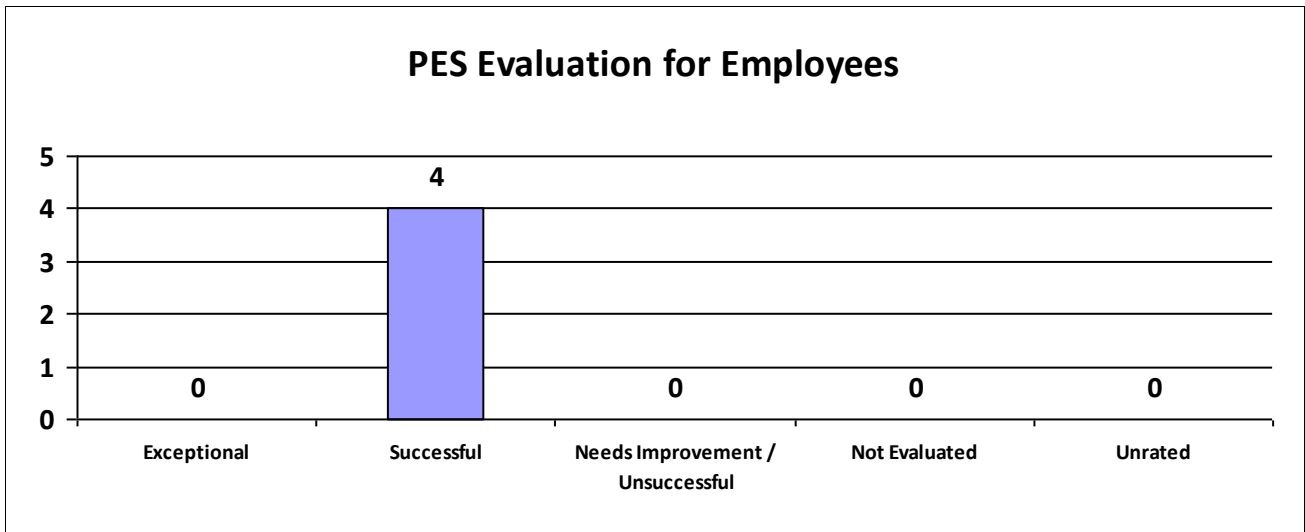
Information contained within this report reflects unaudited data provided directly to the Louisiana Department of State Civil Service by each state agency. Inconsistencies found throughout the report may be attributed to personnel changes not properly reflected in the agency's human resources information system during the performance evaluation period.



**State of Louisiana**  
**STATE CIVIL SERVICE**  
*PES Annual Report - Fiscal Year 2022-2023*

**Agency: Kaplan Housing Authority**

<b>Performance Year 07/01/2022 - 06/30/2023</b>	<b>Total # of Employees</b>	<b>Total %</b>
Number of employees that were rated	4	100%
Number of employees that were unrated	0	0%



Information contained within this report reflects unaudited data provided directly to the Louisiana Department of State Civil Service by each state agency. Inconsistencies found throughout the report may be attributed to personnel changes not properly reflected in the agency's human resources information system during the performance evaluation period.





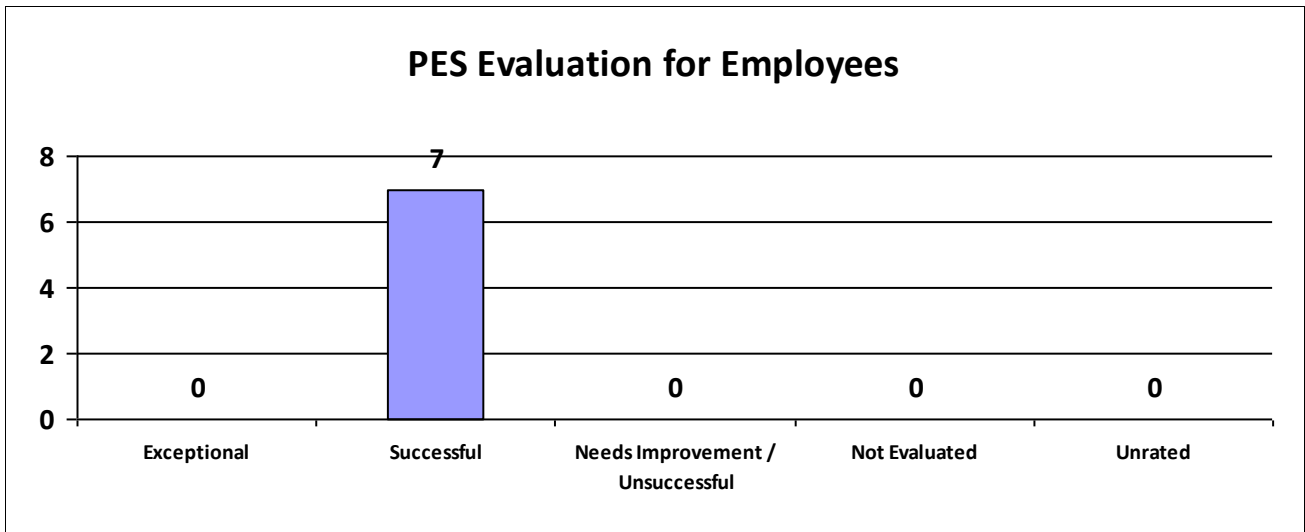
State of Louisiana

STATE CIVIL SERVICE

PES Annual Report - Fiscal Year 2022-2023

Agency: Lafourche Parish Housing Authority

Performance Year 07/01/2022 - 06/30/2023	Total # of Employees	Total %
Number of employees that were rated	7	100%
Number of employees that were unrated	0	0%



Information contained within this report reflects unaudited data provided directly to the Louisiana Department of State Civil Service by each state agency. Inconsistencies found throughout the report may be attributed to personnel changes not properly reflected in the agency's human resources information system during the performance evaluation period.



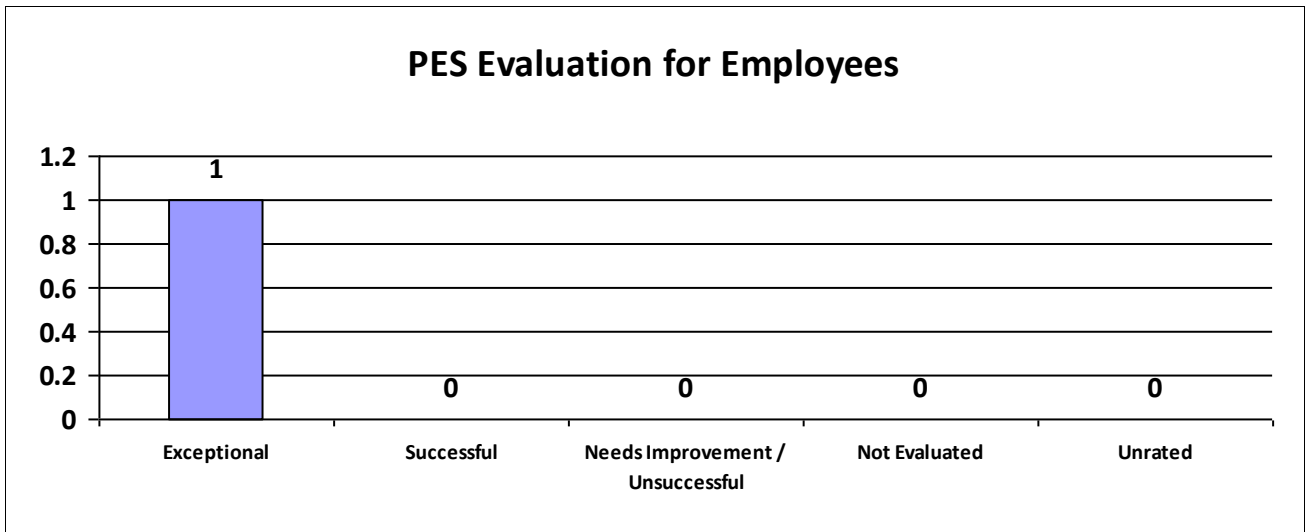
State of Louisiana

STATE CIVIL SERVICE

PES Annual Report - Fiscal Year 2022-2023

Agency: Lake Arthur Housing Authority

Performance Year 07/01/2022 - 06/30/2023	Total # of Employees	Total %
Number of employees that were rated	1	100%
Number of employees that were unrated	0	0%



Information contained within this report reflects unaudited data provided directly to the Louisiana Department of State Civil Service by each state agency. Inconsistencies found throughout the report may be attributed to personnel changes not properly reflected in the agency's human resources information system during the performance evaluation period.



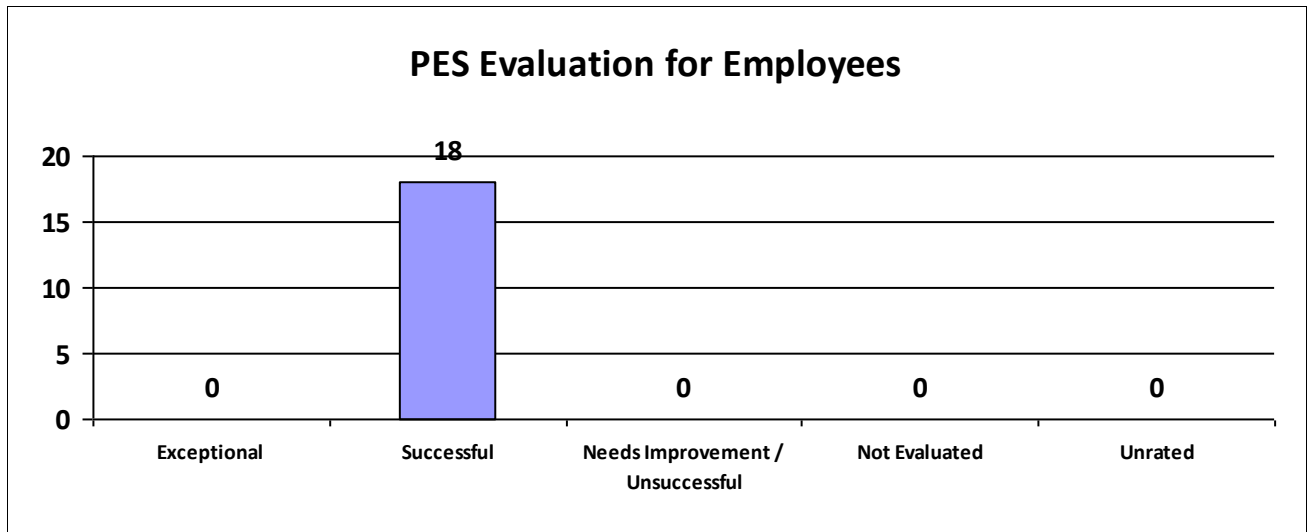
State of Louisiana

STATE CIVIL SERVICE

PES Annual Report - Fiscal Year 2022-2023

Agency: Lake Charles Housing Authority

Performance Year 07/01/2022 - 06/30/2023	Total # of Employees	Total %
Number of employees that were rated	18	100%
Number of employees that were unrated	0	0%



Information contained within this report reflects unaudited data provided directly to the Louisiana Department of State Civil Service by each state agency. Inconsistencies found throughout the report may be attributed to personnel changes not properly reflected in the agency's human resources information system during the performance evaluation period.



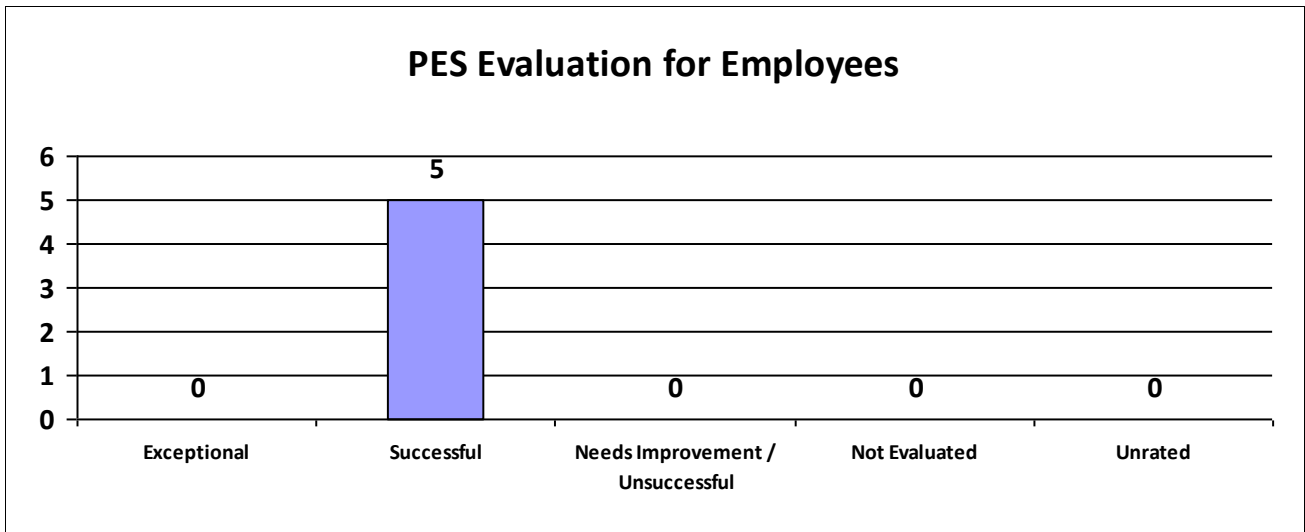
State of Louisiana

STATE CIVIL SERVICE

PES Annual Report - Fiscal Year 2022-2023

Agency: Lake Providence Housing Authority

Performance Year 07/01/2022 - 06/30/2023	Total # of Employees	Total %
Number of employees that were rated	5	100%
Number of employees that were unrated	0	0%



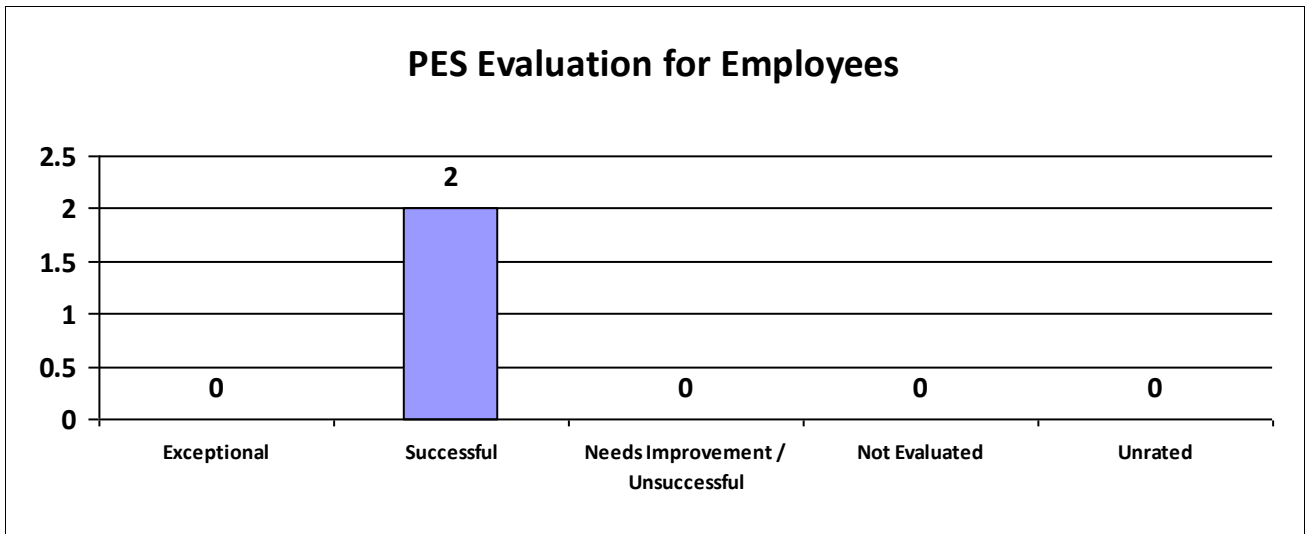
Information contained within this report reflects unaudited data provided directly to the Louisiana Department of State Civil Service by each state agency. Inconsistencies found throughout the report may be attributed to personnel changes not properly reflected in the agency's human resources information system during the performance evaluation period.



**State of Louisiana**  
**STATE CIVIL SERVICE**  
*PES Annual Report - Fiscal Year 2022-2023*

**Agency: Mamou Housing Authority**

Performance Year 07/01/2022 - 06/30/2023	Total # of Employees	Total %
Number of employees that were rated	2	100%
Number of employees that were unrated	0	0%



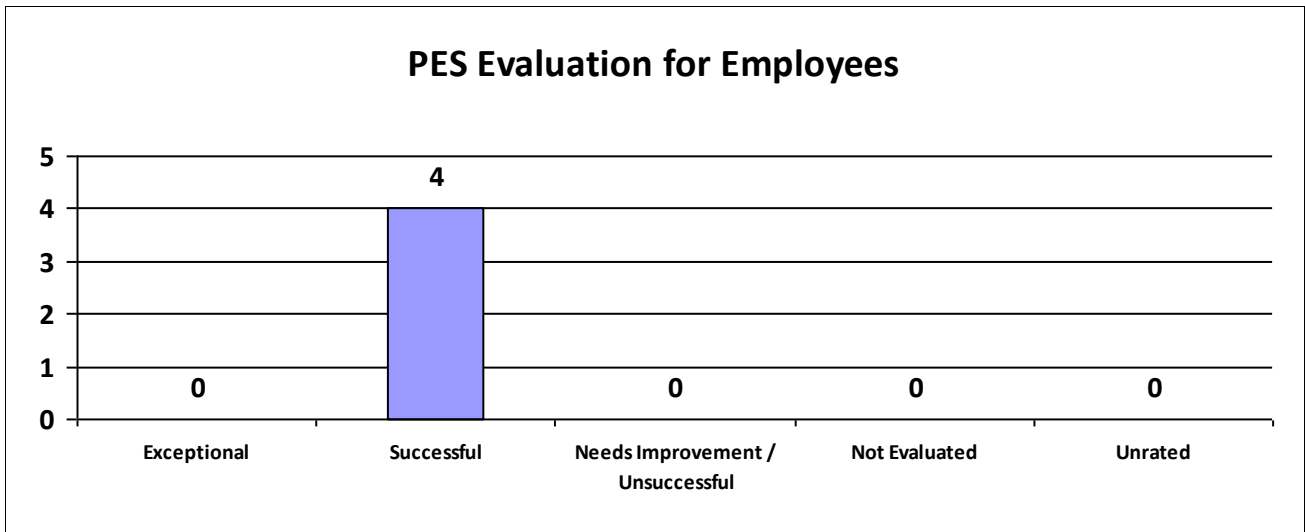
Information contained within this report reflects unaudited data provided directly to the Louisiana Department of State Civil Service by each state agency. Inconsistencies found throughout the report may be attributed to personnel changes not properly reflected in the agency's human resources information system during the performance evaluation period.



**State of Louisiana**  
**STATE CIVIL SERVICE**  
*PES Annual Report - Fiscal Year 2022-2023*

**Agency: Marksville Housing Authority**

Performance Year 07/01/2022 - 06/30/2023	Total # of Employees	Total %
Number of employees that were rated	4	100%
Number of employees that were unrated	0	0%



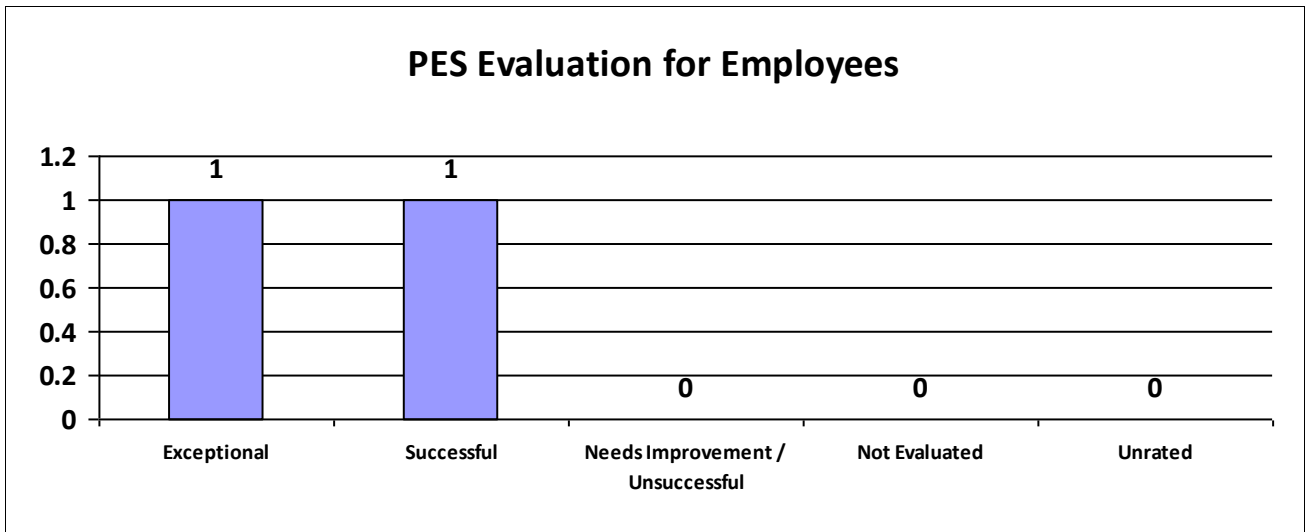
Information contained within this report reflects unaudited data provided directly to the Louisiana Department of State Civil Service by each state agency. Inconsistencies found throughout the report may be attributed to personnel changes not properly reflected in the agency's human resources information system during the performance evaluation period.



**State of Louisiana**  
**STATE CIVIL SERVICE**  
*PES Annual Report - Fiscal Year 2022-2023*

**Agency: Merryville Housing Authority**

Performance Year 07/01/2022 - 06/30/2023	Total # of Employees	Total %
Number of employees that were rated	2	100%
Number of employees that were unrated	0	0%



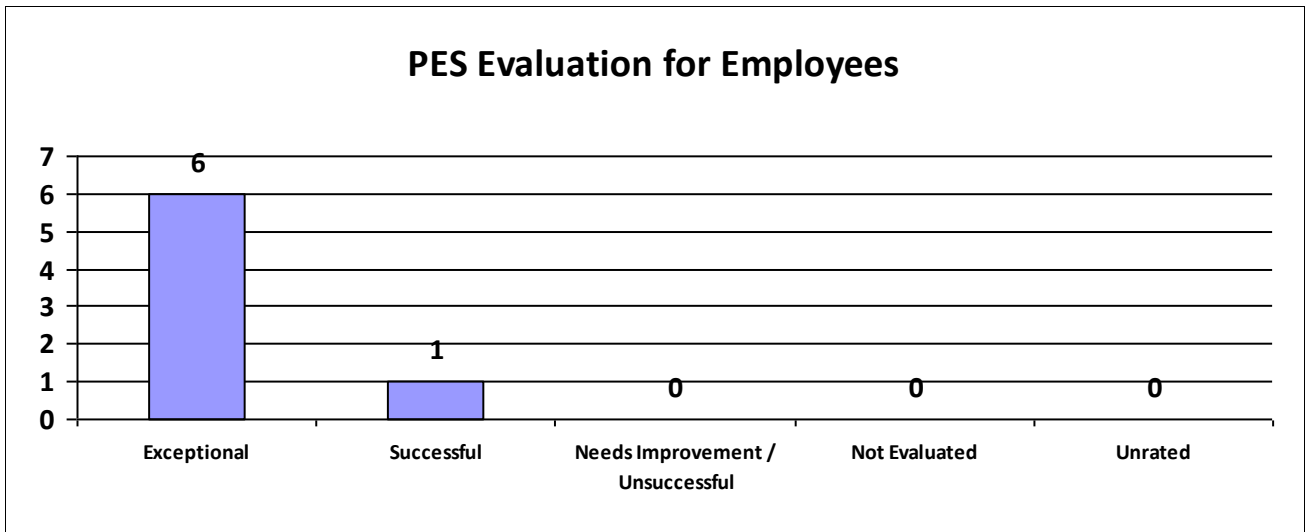
Information contained within this report reflects unaudited data provided directly to the Louisiana Department of State Civil Service by each state agency. Inconsistencies found throughout the report may be attributed to personnel changes not properly reflected in the agency's human resources information system during the performance evaluation period.



**State of Louisiana**  
**STATE CIVIL SERVICE**  
*PES Annual Report - Fiscal Year 2022-2023*

**Agency: Minden Housing Authority**

Performance Year 07/01/2022 - 06/30/2023	Total # of Employees	Total %
Number of employees that were rated	7	100%
Number of employees that were unrated	0	0%



Information contained within this report reflects unaudited data provided directly to the Louisiana Department of State Civil Service by each state agency. Inconsistencies found throughout the report may be attributed to personnel changes not properly reflected in the agency's human resources information system during the performance evaluation period.





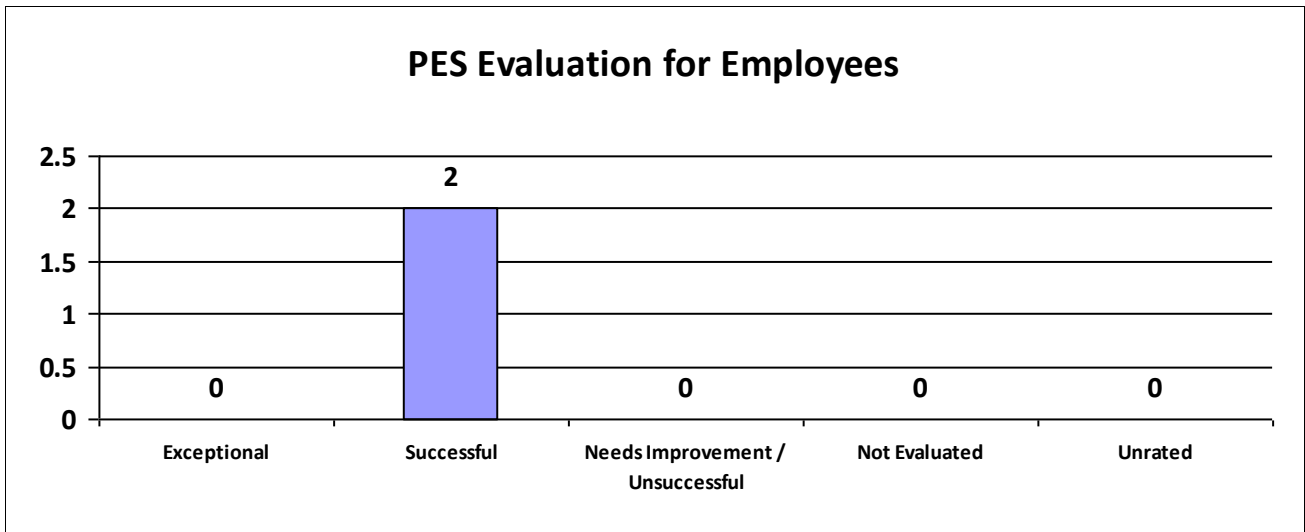
State of Louisiana

STATE CIVIL SERVICE

PES Annual Report - Fiscal Year 2022-2023

Agency: Natchitoches Parish Housing Authority

Performance Year 07/01/2022 - 06/30/2023	Total # of Employees	Total %
Number of employees that were rated	2	100%
Number of employees that were unrated	0	0%



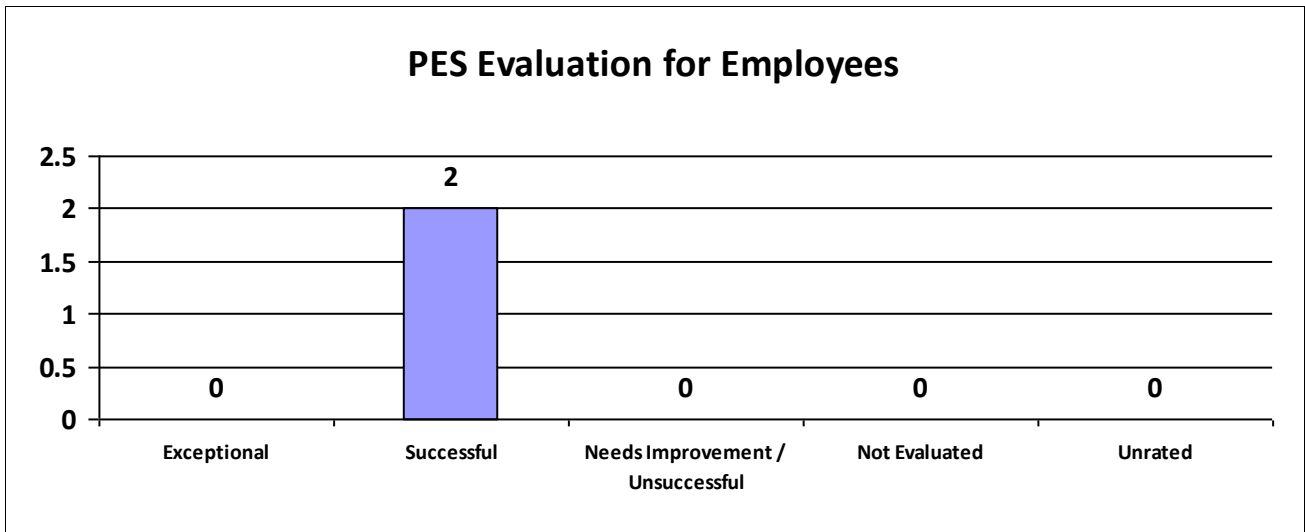
Information contained within this report reflects unaudited data provided directly to the Louisiana Department of State Civil Service by each state agency. Inconsistencies found throughout the report may be attributed to personnel changes not properly reflected in the agency's human resources information system during the performance evaluation period.



**State of Louisiana**  
**STATE CIVIL SERVICE**  
*PES Annual Report - Fiscal Year 2022-2023*

**Agency: New Iberia Housing Authority**

Performance Year 07/01/2022 - 06/30/2023	Total # of Employees	Total %
Number of employees that were rated	2	100%
Number of employees that were unrated	0	0%




Information contained within this report reflects unaudited data provided directly to the Louisiana Department of State Civil Service by each state agency. Inconsistencies found throughout the report may be attributed to personnel changes not properly reflected in the agency's human resources information system during the performance evaluation period.



**State of Louisiana**  
**STATE CIVIL SERVICE**  
*PES Annual Report - Fiscal Year 2022-2023*

**Agency: Oakdale Housing Authority**

Performance Year 07/01/2022 - 06/30/2023	Total # of Employees	Total %
Number of employees that were rated	0	0%
Number of employees that were unrated	6	0%



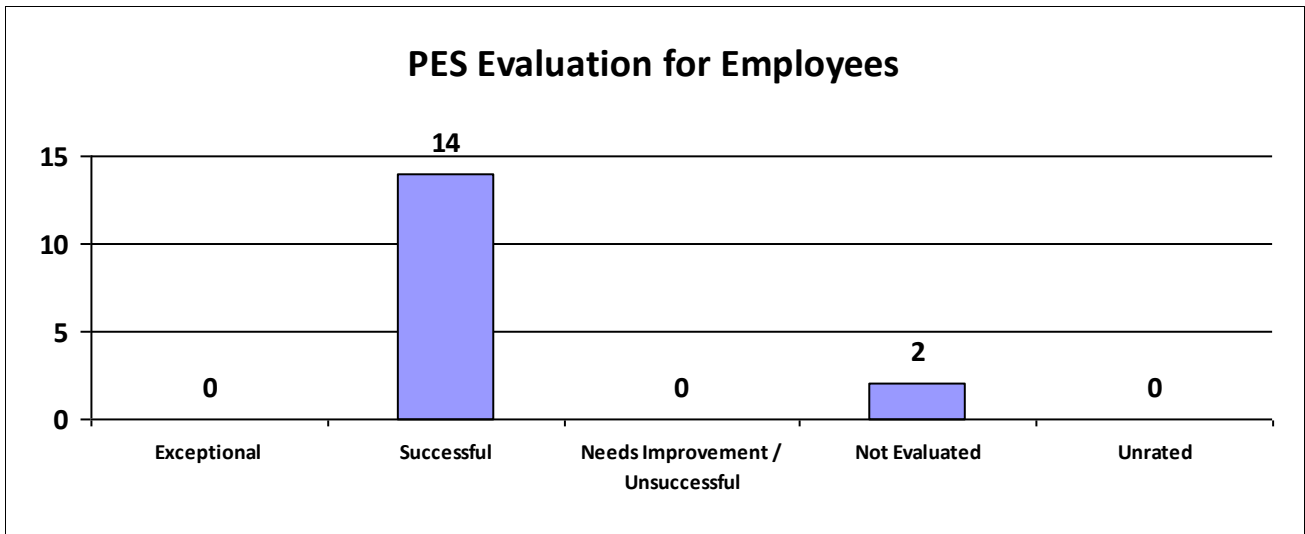
Information contained within this report reflects unaudited data provided directly to the Louisiana Department of State Civil Service by each state agency. Inconsistencies found throughout the report may be attributed to personnel changes not properly reflected in the agency's human resources information system during the performance evaluation period.



**State of Louisiana**  
**STATE CIVIL SERVICE**  
*PES Annual Report - Fiscal Year 2022-2023*

**Agency: Opelousas Housing Authority**

Performance Year 07/01/2022 - 06/30/2023	Total # of Employees	Total %
Number of employees that were rated	16	100%
Number of employees that were unrated	0	0%



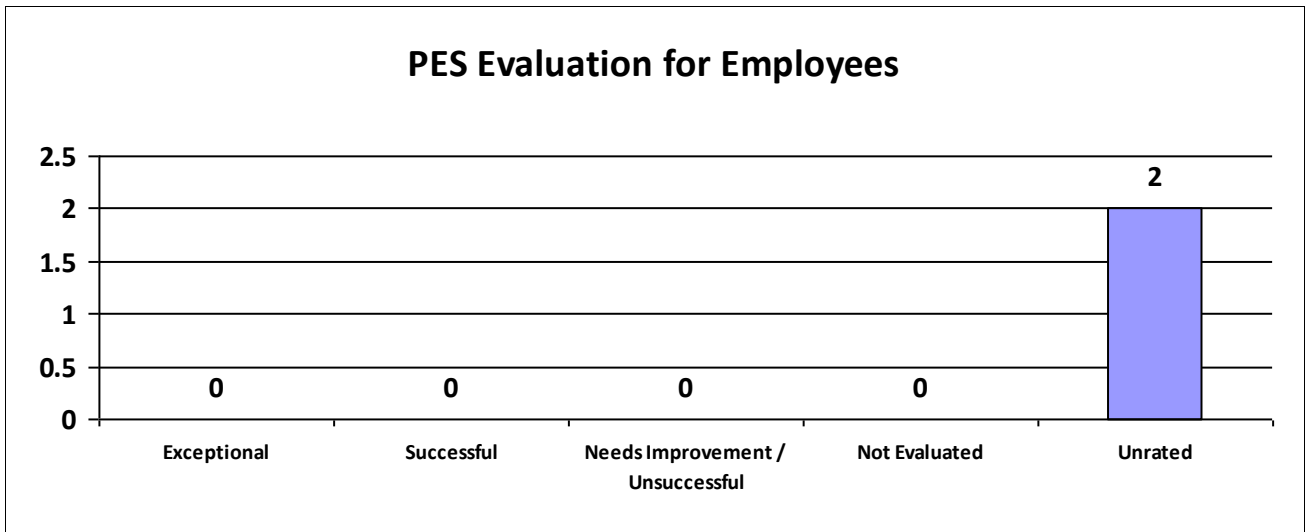
Information contained within this report reflects unaudited data provided directly to the Louisiana Department of State Civil Service by each state agency. Inconsistencies found throughout the report may be attributed to personnel changes not properly reflected in the agency's human resources information system during the performance evaluation period.



**State of Louisiana**  
**STATE CIVIL SERVICE**  
*PES Annual Report - Fiscal Year 2022-2023*

**Agency: Patterson Housing Authority**

Performance Year 07/01/2022 - 06/30/2023	Total # of Employees	Total %
Number of employees that were rated	0	0%
Number of employees that were unrated	2	0%




Information contained within this report reflects unaudited data provided directly to the Louisiana Department of State Civil Service by each state agency. Inconsistencies found throughout the report may be attributed to personnel changes not properly reflected in the agency's human resources information system during the performance evaluation period.



**State of Louisiana**  
**STATE CIVIL SERVICE**  
*PES Annual Report - Fiscal Year 2022-2023*

**Agency: Pineville Housing Authority**

Performance Year 07/01/2022 - 06/30/2023	Total # of Employees	Total %
Number of employees that were rated	3	100%
Number of employees that were unrated	0	0%



Information contained within this report reflects unaudited data provided directly to the Louisiana Department of State Civil Service by each state agency. Inconsistencies found throughout the report may be attributed to personnel changes not properly reflected in the agency's human resources information system during the performance evaluation period.



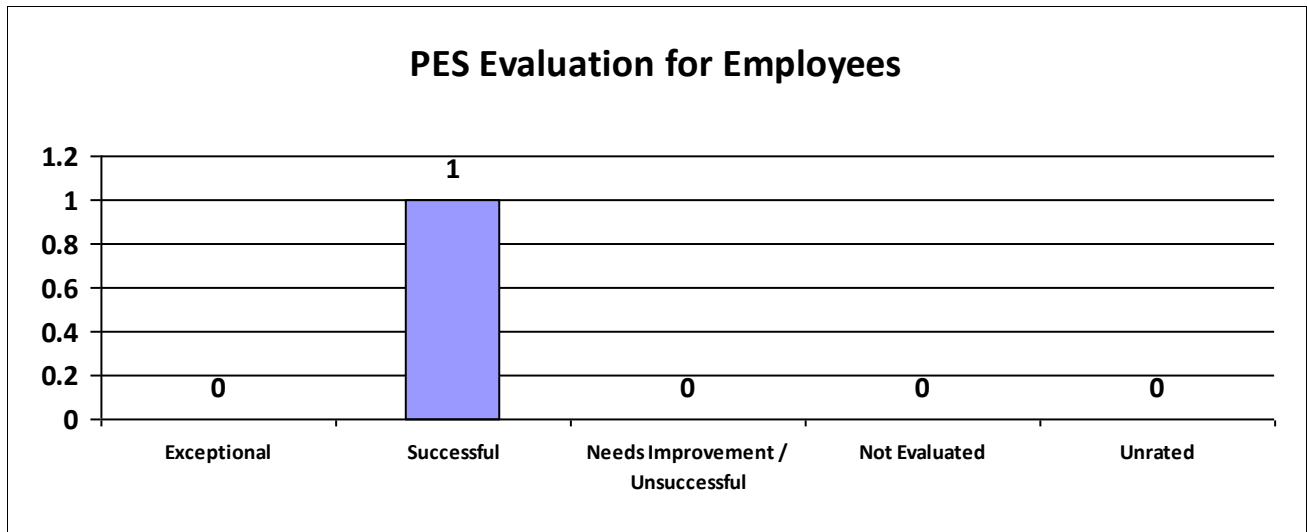
State of Louisiana

STATE CIVIL SERVICE

PES Annual Report - Fiscal Year 2022-2023

Agency: Ponchatoula Housing Authority

Performance Year 07/01/2022 - 06/30/2023	Total # of Employees	Total %
Number of employees that were rated	1	100%
Number of employees that were unrated	0	0%



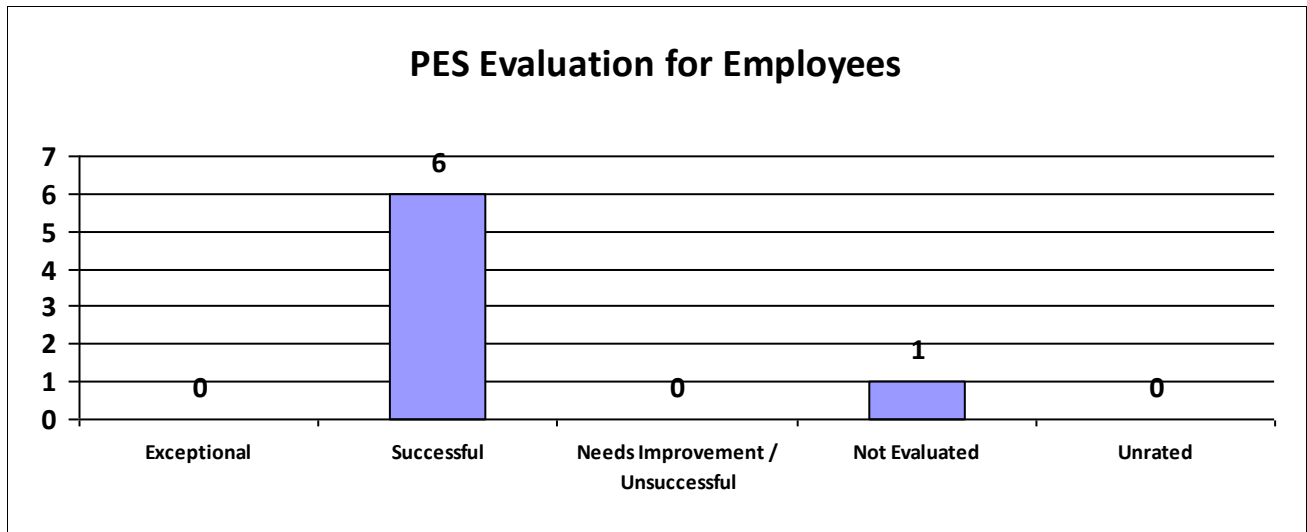
Information contained within this report reflects unaudited data provided directly to the Louisiana Department of State Civil Service by each state agency. Inconsistencies found throughout the report may be attributed to personnel changes not properly reflected in the agency's human resources information system during the performance evaluation period.



**State of Louisiana**  
**STATE CIVIL SERVICE**  
*PES Annual Report - Fiscal Year 2022-2023*

**Agency: Rapides Housing Authority**

Performance Year 07/01/2022 - 06/30/2023	Total # of Employees	Total %
Number of employees that were rated	7	100%
Number of employees that were unrated	0	0%



Information contained within this report reflects unaudited data provided directly to the Louisiana Department of State Civil Service by each state agency. Inconsistencies found throughout the report may be attributed to personnel changes not properly reflected in the agency's human resources information system during the performance evaluation period.

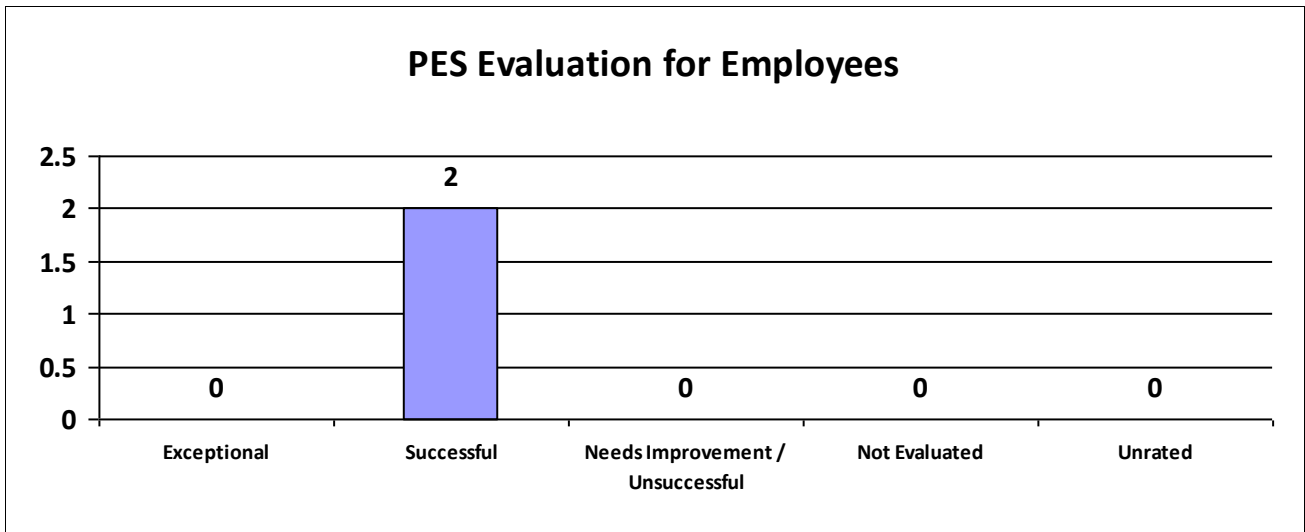




**State of Louisiana**  
**STATE CIVIL SERVICE**  
*PES Annual Report - Fiscal Year 2022-2023*

**Agency: Rayne Housing Authority**

Performance Year 07/01/2022 - 06/30/2023	Total # of Employees	Total %
Number of employees that were rated	2	100%
Number of employees that were unrated	0	0%



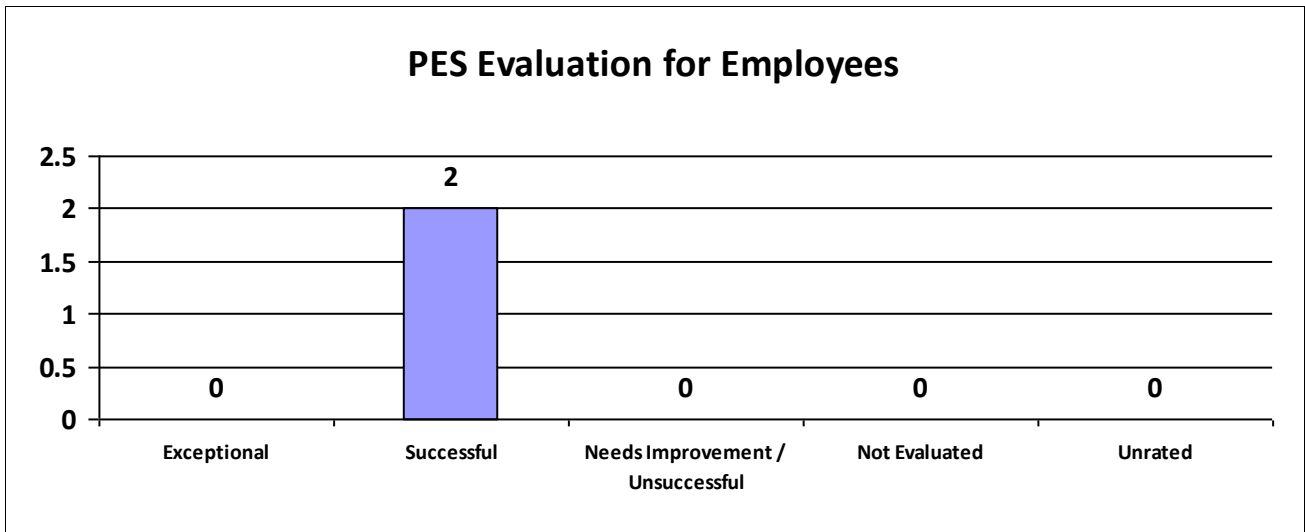
Information contained within this report reflects unaudited data provided directly to the Louisiana Department of State Civil Service by each state agency. Inconsistencies found throughout the report may be attributed to personnel changes not properly reflected in the agency's human resources information system during the performance evaluation period.



**State of Louisiana**  
**STATE CIVIL SERVICE**  
*PES Annual Report - Fiscal Year 2022-2023*

**Agency: Rayville Housing Authority**

Performance Year 07/01/2022 - 06/30/2023	Total # of Employees	Total %
Number of employees that were rated	2	100%
Number of employees that were unrated	0	0%



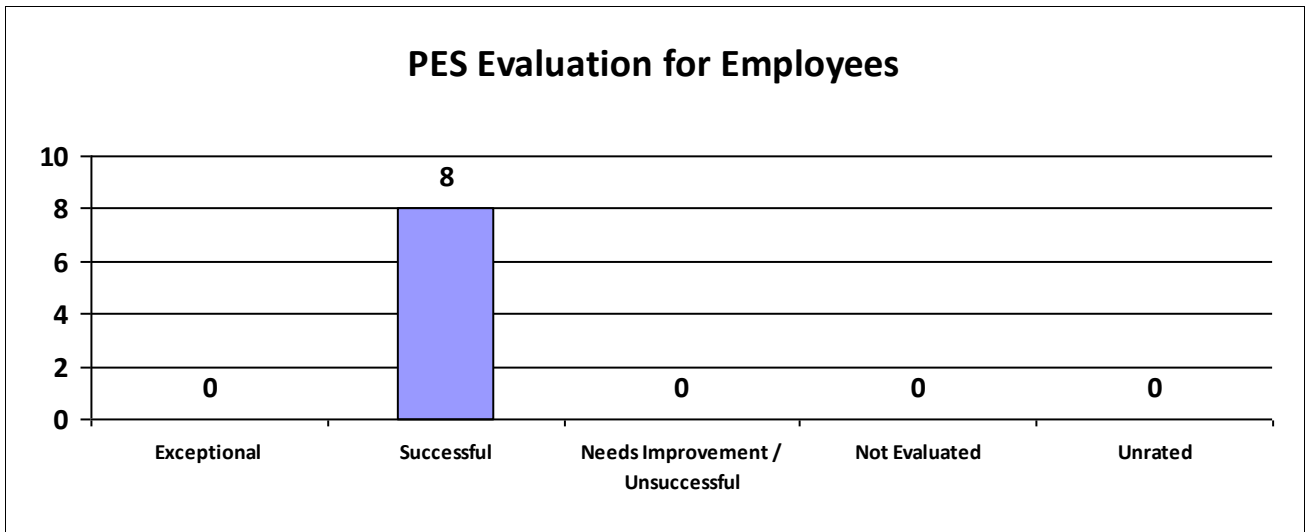
Information contained within this report reflects unaudited data provided directly to the Louisiana Department of State Civil Service by each state agency. Inconsistencies found throughout the report may be attributed to personnel changes not properly reflected in the agency's human resources information system during the performance evaluation period.



**State of Louisiana**  
**STATE CIVIL SERVICE**  
*PES Annual Report - Fiscal Year 2022-2023*

**Agency: Ruston Housing Authority**

Performance Year 07/01/2022 - 06/30/2023	Total # of Employees	Total %
Number of employees that were rated	8	100%
Number of employees that were unrated	0	0%



Information contained within this report reflects unaudited data provided directly to the Louisiana Department of State Civil Service by each state agency. Inconsistencies found throughout the report may be attributed to personnel changes not properly reflected in the agency's human resources information system during the performance evaluation period.



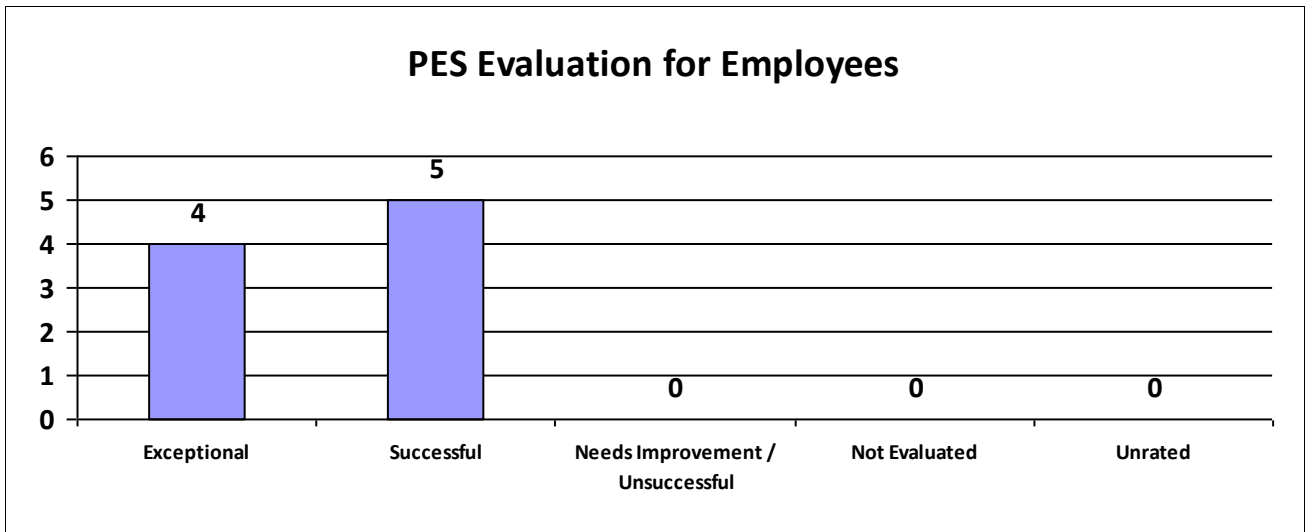
State of Louisiana

STATE CIVIL SERVICE

PES Annual Report - Fiscal Year 2022-2023

Agency: Sabine Parish Housing Authority

Performance Year 07/01/2022 - 06/30/2023	Total # of Employees	Total %
Number of employees that were rated	9	100%
Number of employees that were unrated	0	0%



Information contained within this report reflects unaudited data provided directly to the Louisiana Department of State Civil Service by each state agency. Inconsistencies found throughout the report may be attributed to personnel changes not properly reflected in the agency's human resources information system during the performance evaluation period.



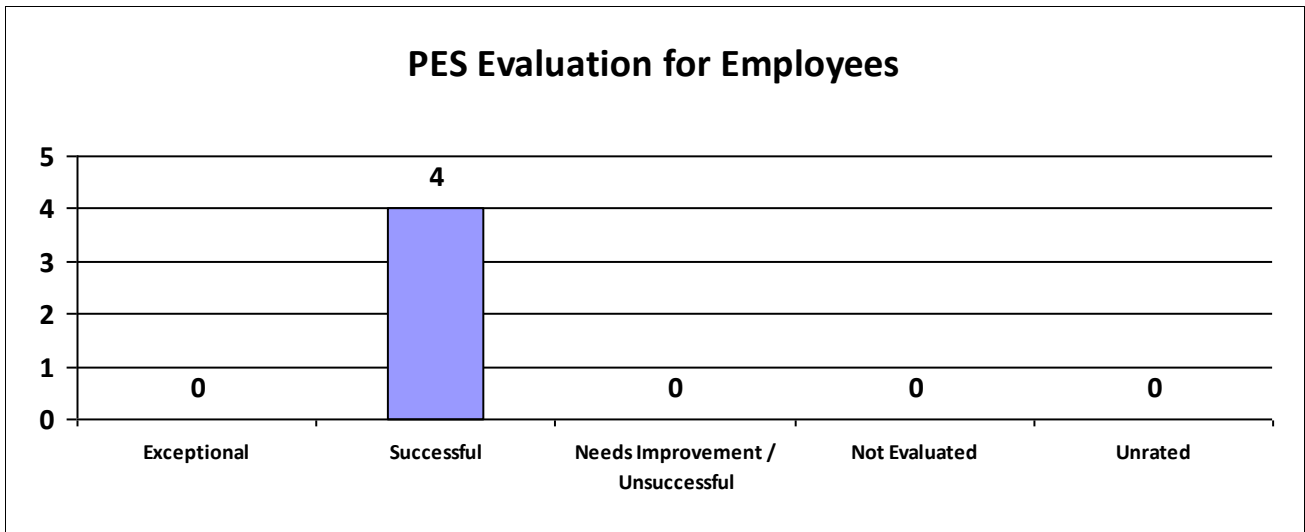
State of Louisiana

STATE CIVIL SERVICE

PES Annual Report - Fiscal Year 2022-2023

Agency: South Landry Housing Authority

Performance Year 07/01/2022 - 06/30/2023	Total # of Employees	Total %
Number of employees that were rated	4	100%
Number of employees that were unrated	0	0%



Information contained within this report reflects unaudited data provided directly to the Louisiana Department of State Civil Service by each state agency. Inconsistencies found throughout the report may be attributed to personnel changes not properly reflected in the agency's human resources information system during the performance evaluation period.



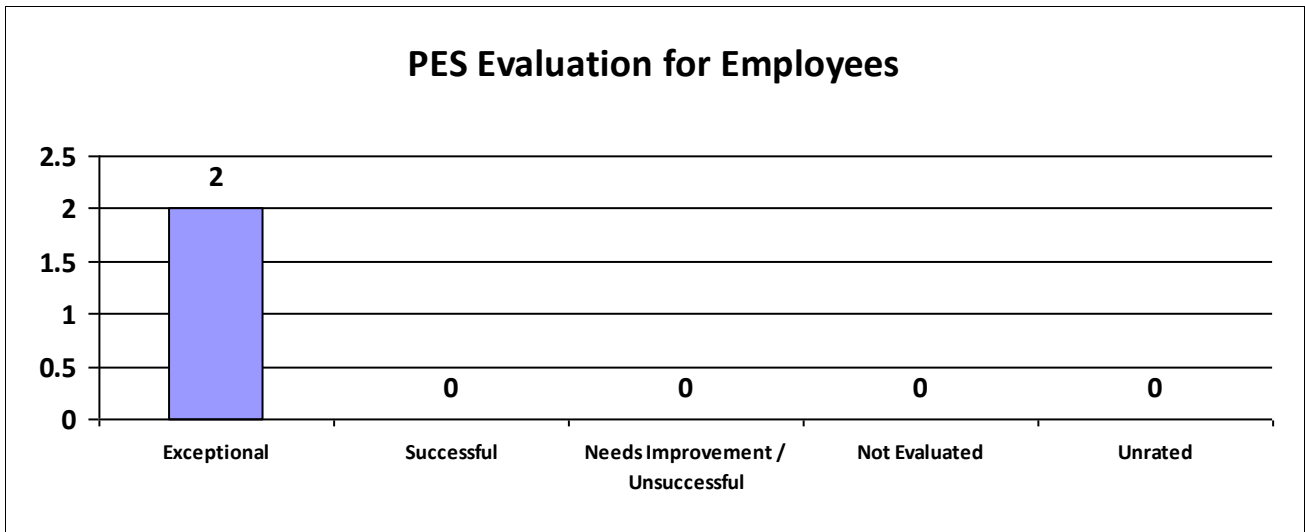
State of Louisiana

STATE CIVIL SERVICE

PES Annual Report - Fiscal Year 2022-2023

Agency: St Charles Parish Housing Authority

Performance Year 07/01/2022 - 06/30/2023	Total # of Employees	Total %
Number of employees that were rated	2	100%
Number of employees that were unrated	0	0%



Information contained within this report reflects unaudited data provided directly to the Louisiana Department of State Civil Service by each state agency. Inconsistencies found throughout the report may be attributed to personnel changes not properly reflected in the agency's human resources information system during the performance evaluation period.



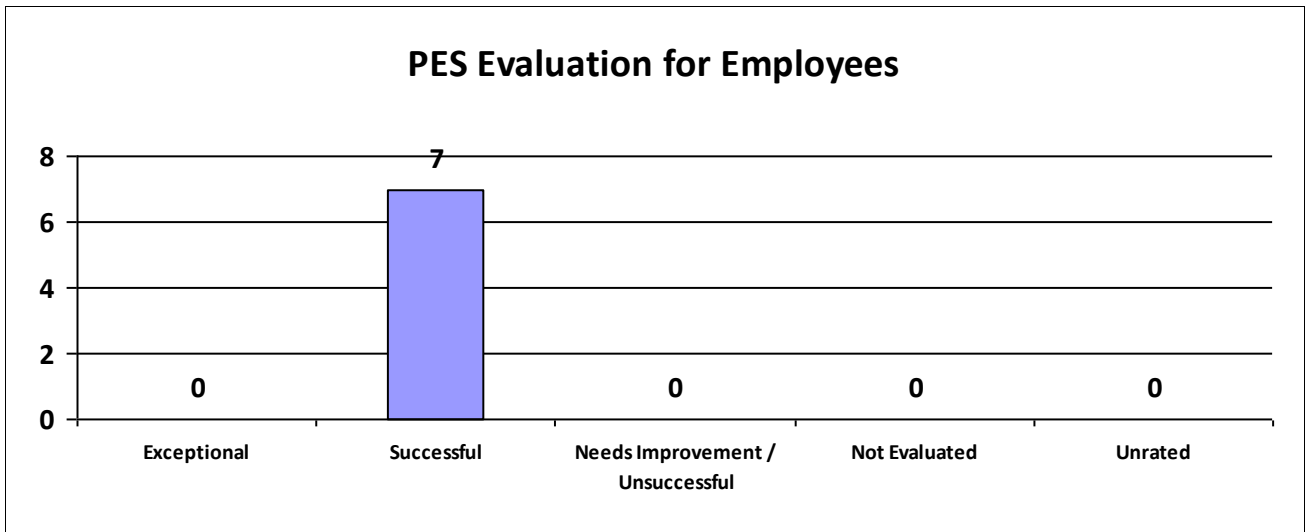
State of Louisiana

STATE CIVIL SERVICE

PES Annual Report - Fiscal Year 2022-2023

Agency: St James Parish Housing Authority

Performance Year 07/01/2022 - 06/30/2023	Total # of Employees	Total %
Number of employees that were rated	7	100%
Number of employees that were unrated	0	0%




Information contained within this report reflects unaudited data provided directly to the Louisiana Department of State Civil Service by each state agency. Inconsistencies found throughout the report may be attributed to personnel changes not properly reflected in the agency's human resources information system during the performance evaluation period.



**State of Louisiana**  
**STATE CIVIL SERVICE**  
*PES Annual Report - Fiscal Year 2022-2023*

**Agency: St John The Baptist Housing Authority**

Performance Year 07/01/2022 - 06/30/2023	Total # of Employees	Total %
Number of employees that were rated	0	0%
Number of employees that were unrated	3	0%



Information contained within this report reflects unaudited data provided directly to the Louisiana Department of State Civil Service by each state agency. Inconsistencies found throughout the report may be attributed to personnel changes not properly reflected in the agency's human resources information system during the performance evaluation period.






State of Louisiana

STATE CIVIL SERVICE

PES Annual Report - Fiscal Year 2022-2023

Agency: St Landry Parish Housing Authority

Performance Year 07/01/2022 - 06/30/2023	Total # of Employees	Total %
Number of employees that were rated	0	0%
Number of employees that were unrated	6	0%



Information contained within this report reflects unaudited data provided directly to the Louisiana Department of State Civil Service by each state agency. Inconsistencies found throughout the report may be attributed to personnel changes not properly reflected in the agency's human resources information system during the performance evaluation period.



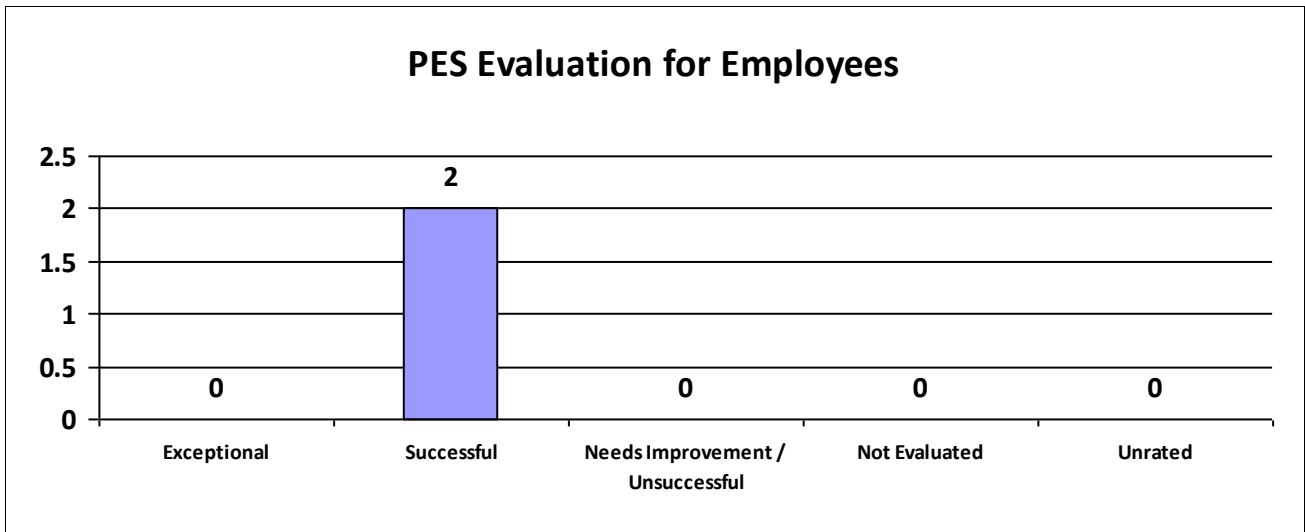
State of Louisiana

STATE CIVIL SERVICE

PES Annual Report - Fiscal Year 2022-2023

Agency: St Martinville Housing Authority

Performance Year 07/01/2022 - 06/30/2023	Total # of Employees	Total %
Number of employees that were rated	2	100%
Number of employees that were unrated	0	0%



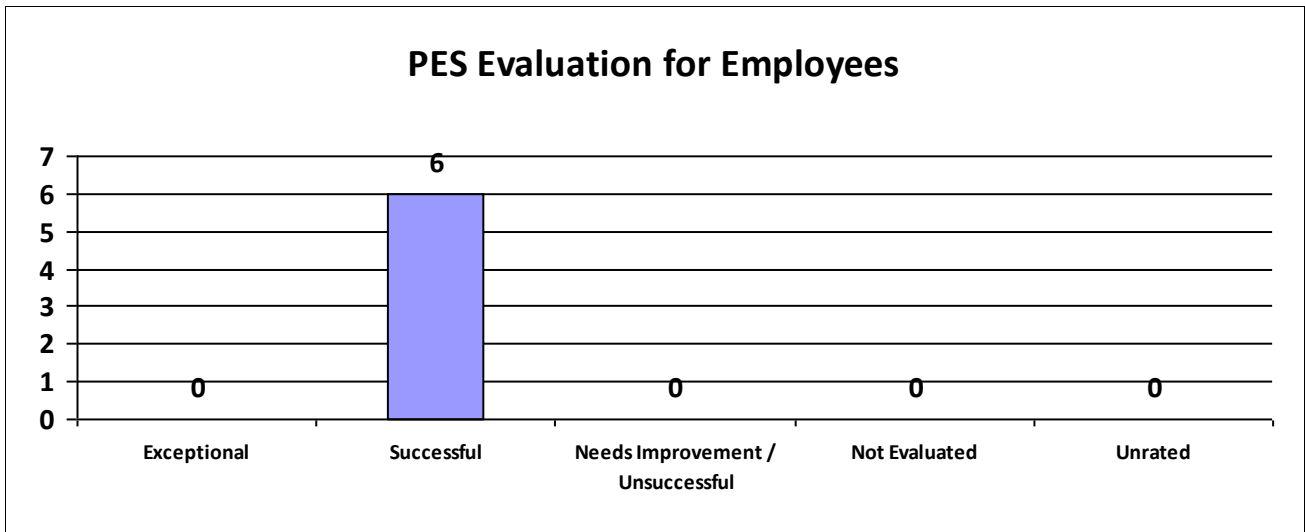
Information contained within this report reflects unaudited data provided directly to the Louisiana Department of State Civil Service by each state agency. Inconsistencies found throughout the report may be attributed to personnel changes not properly reflected in the agency's human resources information system during the performance evaluation period.



**State of Louisiana**  
**STATE CIVIL SERVICE**  
*PES Annual Report - Fiscal Year 2022-2023*

**Agency: Sulphur Housing Authority**

Performance Year 07/01/2022 - 06/30/2023	Total # of Employees	Total %
Number of employees that were rated	6	100%
Number of employees that were unrated	0	0%



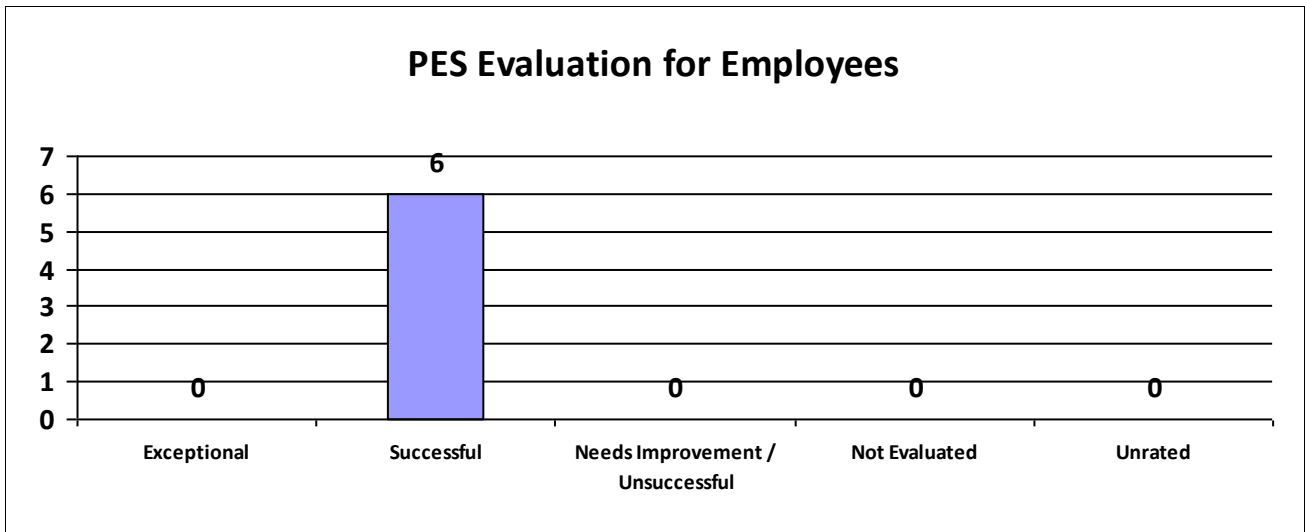
Information contained within this report reflects unaudited data provided directly to the Louisiana Department of State Civil Service by each state agency. Inconsistencies found throughout the report may be attributed to personnel changes not properly reflected in the agency's human resources information system during the performance evaluation period.



**State of Louisiana**  
**STATE CIVIL SERVICE**  
*PES Annual Report - Fiscal Year 2022-2023*

**Agency: Thibodaux Housing Authority**

Performance Year 07/01/2022 - 06/30/2023	Total # of Employees	Total %
Number of employees that were rated	6	100%
Number of employees that were unrated	0	0%



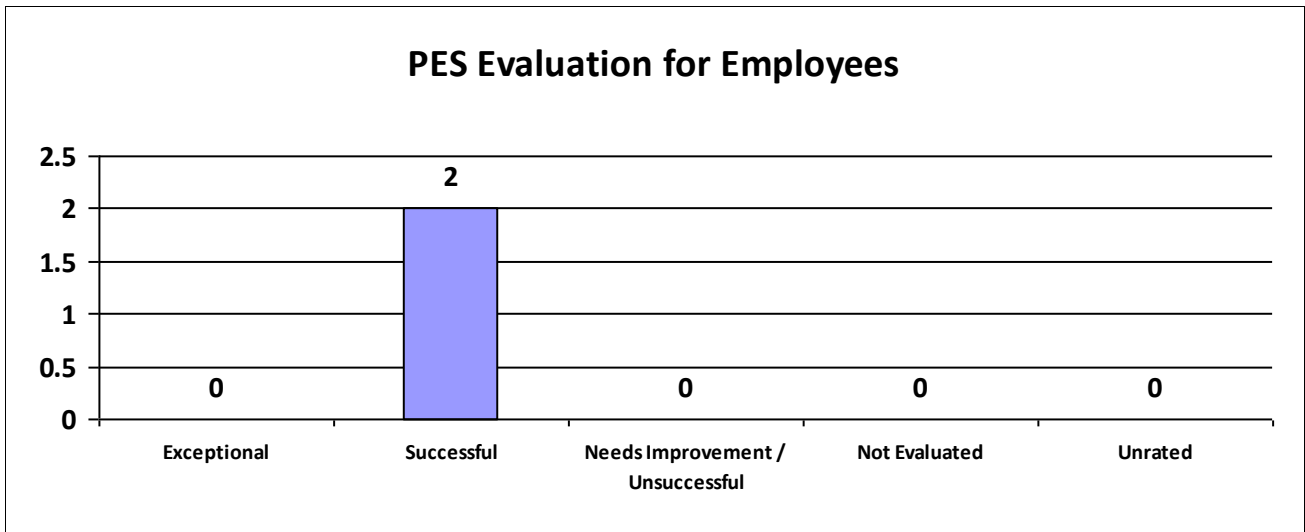
Information contained within this report reflects unaudited data provided directly to the Louisiana Department of State Civil Service by each state agency. Inconsistencies found throughout the report may be attributed to personnel changes not properly reflected in the agency's human resources information system during the performance evaluation period.



**State of Louisiana**  
**STATE CIVIL SERVICE**  
*PES Annual Report - Fiscal Year 2022-2023*

**Agency: Vernon Parish Housing Authority**

Performance Year 07/01/2022 - 06/30/2023	Total # of Employees	Total %
Number of employees that were rated	2	100%
Number of employees that were unrated	0	0%



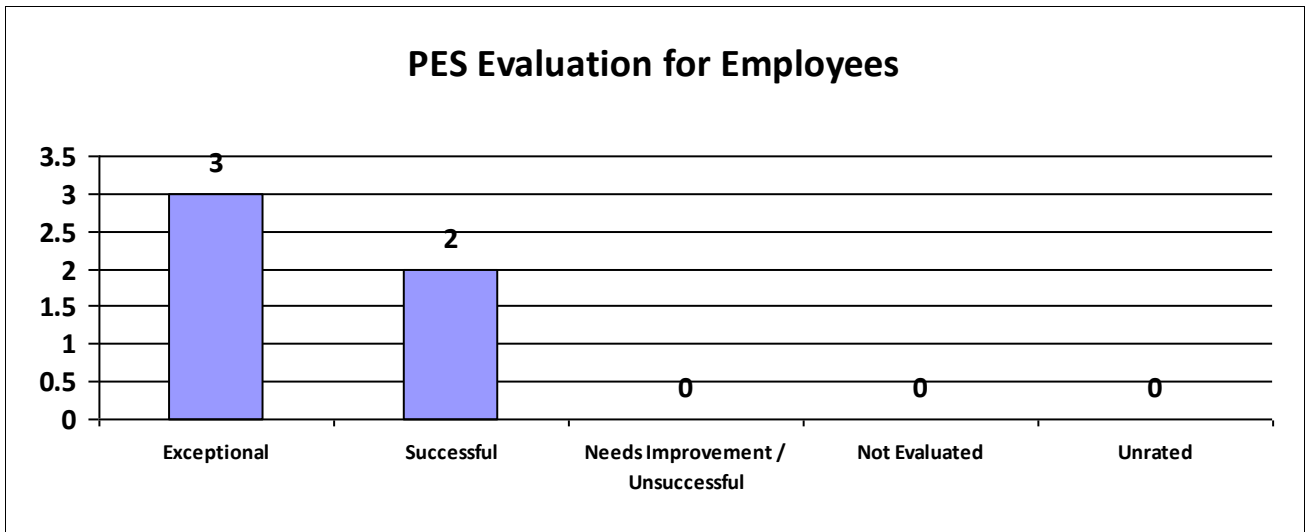
Information contained within this report reflects unaudited data provided directly to the Louisiana Department of State Civil Service by each state agency. Inconsistencies found throughout the report may be attributed to personnel changes not properly reflected in the agency's human resources information system during the performance evaluation period.



**State of Louisiana**  
**STATE CIVIL SERVICE**  
*PES Annual Report - Fiscal Year 2022-2023*

**Agency: Ville Platte Housing Authority**

Performance Year 07/01/2022 - 06/30/2023	Total # of Employees	Total %
Number of employees that were rated	5	100%
Number of employees that were unrated	0	0%



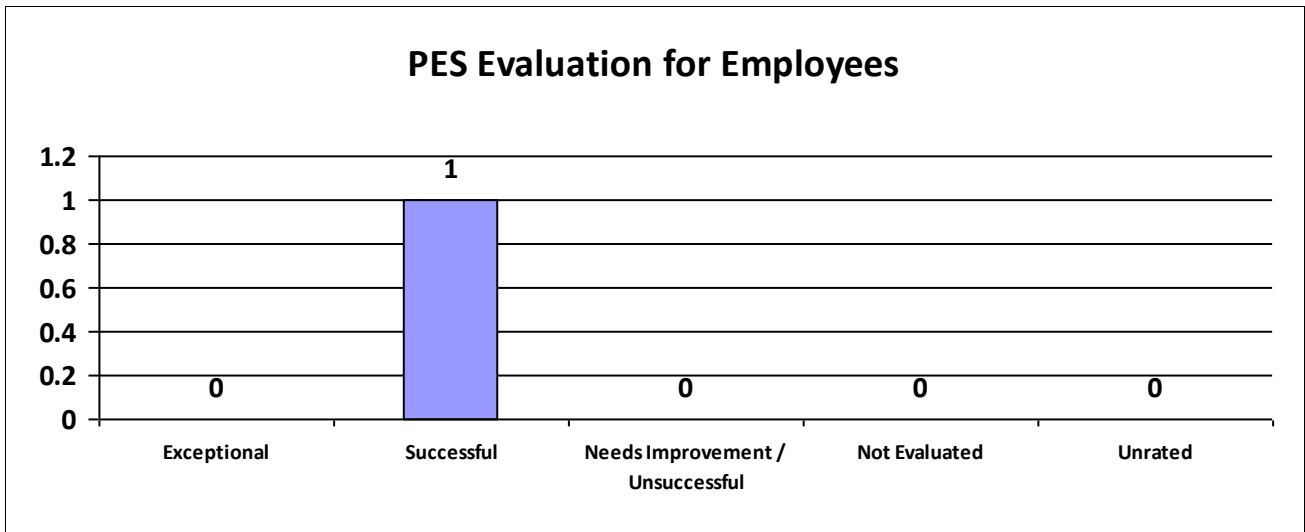
Information contained within this report reflects unaudited data provided directly to the Louisiana Department of State Civil Service by each state agency. Inconsistencies found throughout the report may be attributed to personnel changes not properly reflected in the agency's human resources information system during the performance evaluation period.



**State of Louisiana**  
**STATE CIVIL SERVICE**  
*PES Annual Report - Fiscal Year 2022-2023*

**Agency: Vinton Housing Authority**

Performance Year 07/01/2022 - 06/30/2023	Total # of Employees	Total %
Number of employees that were rated	1	100%
Number of employees that were unrated	0	0%



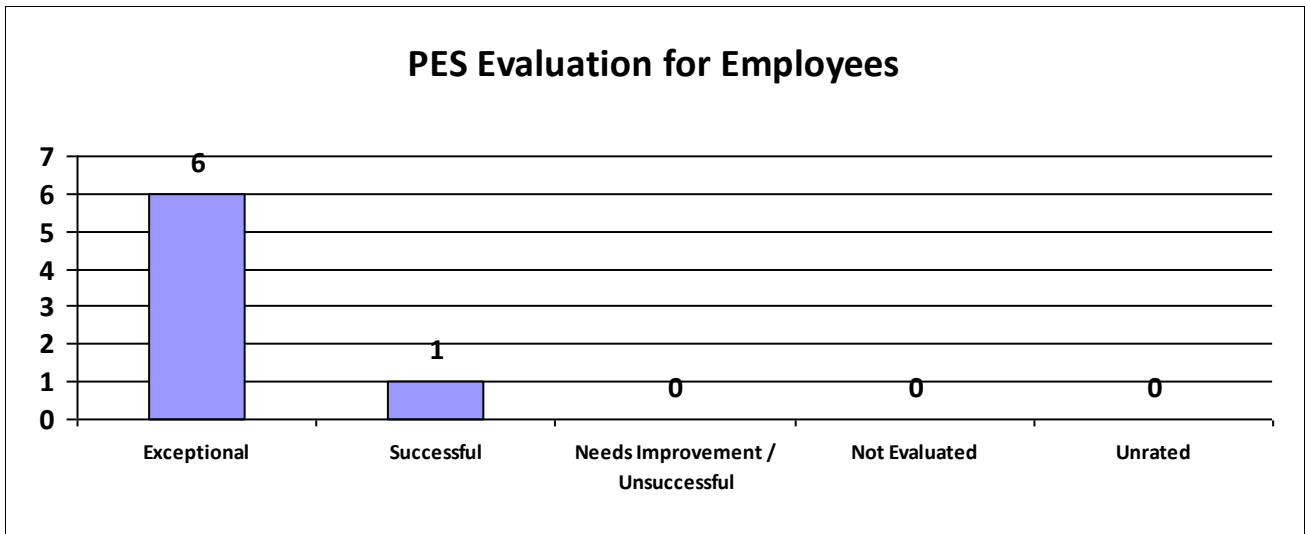
Information contained within this report reflects unaudited data provided directly to the Louisiana Department of State Civil Service by each state agency. Inconsistencies found throughout the report may be attributed to personnel changes not properly reflected in the agency's human resources information system during the performance evaluation period.



**State of Louisiana**  
**STATE CIVIL SERVICE**  
*PES Annual Report - Fiscal Year 2022-2023*

**Agency: Westwego Housing Authority**

Performance Year 07/01/2022 - 06/30/2023	Total # of Employees	Total %
Number of employees that were rated	7	100%
Number of employees that were unrated	0	0%



Information contained within this report reflects unaudited data provided directly to the Louisiana Department of State Civil Service by each state agency. Inconsistencies found throughout the report may be attributed to personnel changes not properly reflected in the agency's human resources information system during the performance evaluation period.





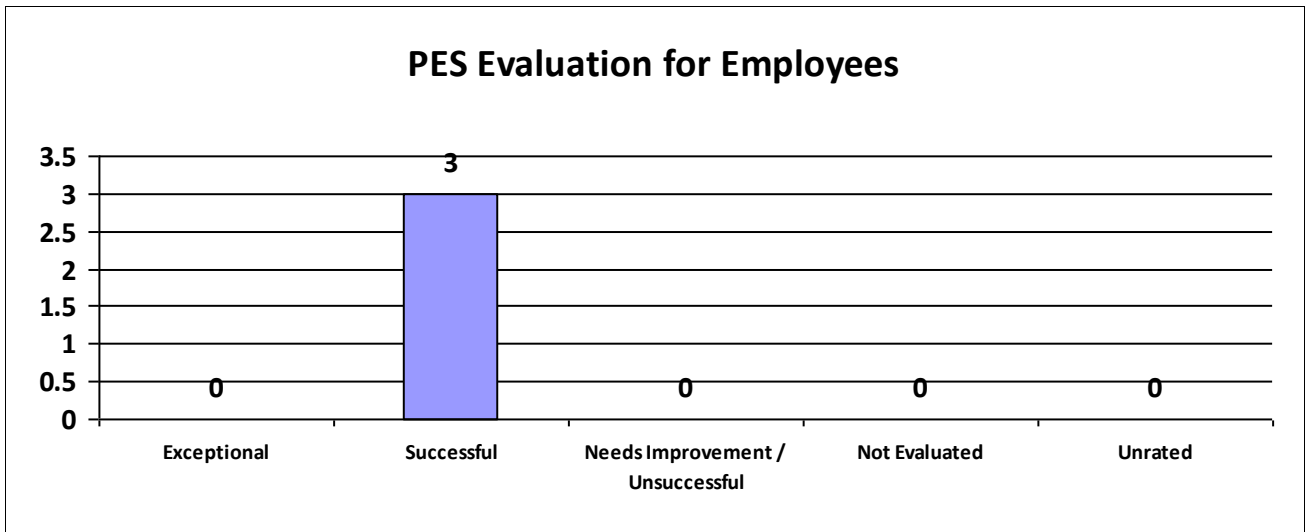
State of Louisiana

STATE CIVIL SERVICE

PES Annual Report - Fiscal Year 2022-2023

Agency: White Castle Housing Authority

Performance Year 07/01/2022 - 06/30/2023	Total # of Employees	Total %
Number of employees that were rated	3	100%
Number of employees that were unrated	0	0%




Information contained within this report reflects unaudited data provided directly to the Louisiana Department of State Civil Service by each state agency. Inconsistencies found throughout the report may be attributed to personnel changes not properly reflected in the agency's human resources information system during the performance evaluation period.



**State of Louisiana**  
**STATE CIVIL SERVICE**  
*PES Annual Report - Fiscal Year 2022-2023*

**Agency: Winnsboro Housing Authority**

<b>Performance Year 07/01/2022 - 06/30/2023</b>	<b>Total # of Employees</b>	<b>Total %</b>
Number of employees that were rated	0	0%
Number of employees that were unrated	4	0%



Information contained within this report reflects unaudited data provided directly to the Louisiana Department of State Civil Service by each state agency. Inconsistencies found throughout the report may be attributed to personnel changes not properly reflected in the agency's human resources information system during the performance evaluation period.



State of Louisiana

STATE CIVIL SERVICE

PES Annual Report - Fiscal Year 2022-2023

**Major Department: LOUISIANA DEPARTMENT OF HEALTH**

<b>Performance Year 07/01/2022 - 06/30/2023</b>	<b>Total # of Employees</b>	<b>Total %</b>
Number of employees that were rated	6,867	100%
Number of employees that were unrated	27	0.39%
Number of employees that were rated Exceptional	748	11%
Number of employees that were rated Successful	5,626	81.93%
Number of employees that were rated Needs Improvement / Unsuccessful	205	3%
Number of employees that were rated Not Evaluated	288	4.19%
Number of employees that were rated Unrated	27	0%

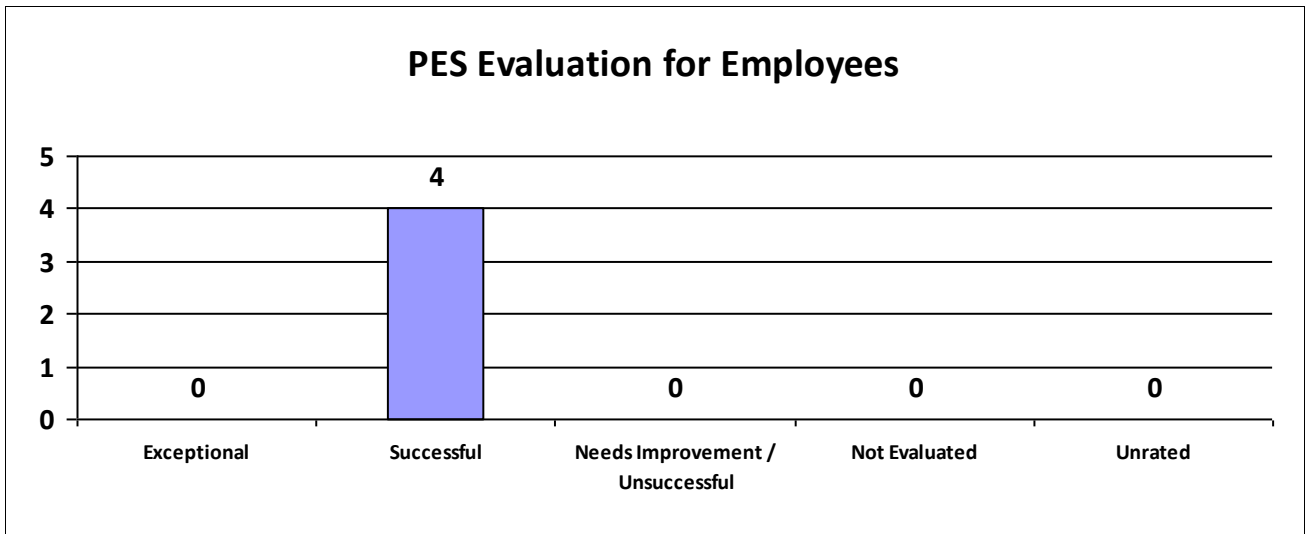
Information contained within this report reflects unaudited data provided directly to the Louisiana Department of State Civil Service by each state agency. Inconsistencies found throughout the report may be attributed to personnel changes not properly reflected in the agency's human resources information system during the performance evaluation period.



**State of Louisiana**  
**STATE CIVIL SERVICE**  
*PES Annual Report - Fiscal Year 2022-2023*

**Agency: Dentistry La St Bd /LDH**

Performance Year 07/01/2022 - 06/30/2023	Total # of Employees	Total %
Number of employees that were rated	4	100%
Number of employees that were unrated	0	0%



Information contained within this report reflects unaudited data provided directly to the Louisiana Department of State Civil Service by each state agency. Inconsistencies found throughout the report may be attributed to personnel changes not properly reflected in the agency's human resources information system during the performance evaluation period.



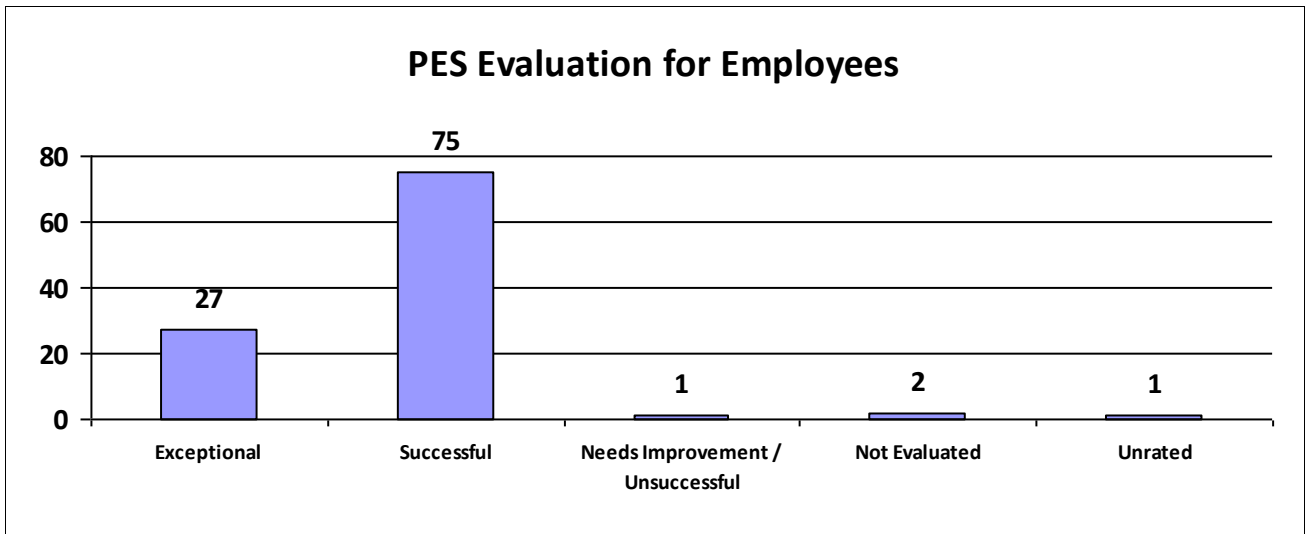
State of Louisiana

STATE CIVIL SERVICE

PES Annual Report - Fiscal Year 2022-2023

Agency: LDH-Acadiana Area Hman Svc Dst

Performance Year 07/01/2022 - 06/30/2023	Total # of Employees	Total %
Number of employees that were rated	105	100%
Number of employees that were unrated	1	1%



Information contained within this report reflects unaudited data provided directly to the Louisiana Department of State Civil Service by each state agency. Inconsistencies found throughout the report may be attributed to personnel changes not properly reflected in the agency's human resources information system during the performance evaluation period.



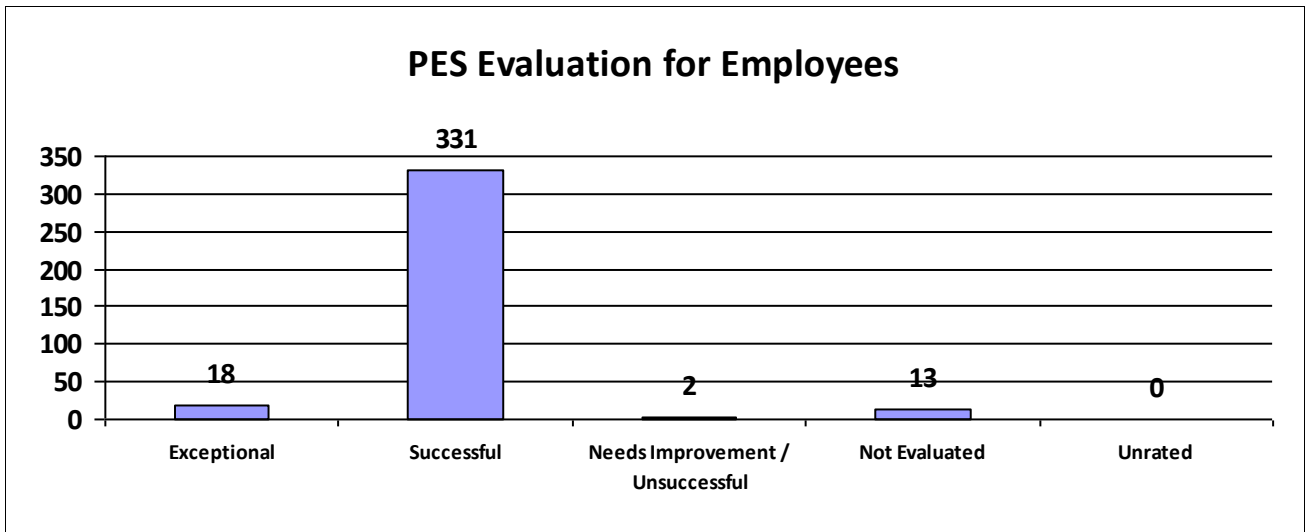
State of Louisiana

STATE CIVIL SERVICE

PES Annual Report - Fiscal Year 2022-2023

Agency: LDH-Aging and Adult Services

Performance Year 07/01/2022 - 06/30/2023	Total # of Employees	Total %
Number of employees that were rated	364	100%
Number of employees that were unrated	0	0%



Information contained within this report reflects unaudited data provided directly to the Louisiana Department of State Civil Service by each state agency. Inconsistencies found throughout the report may be attributed to personnel changes not properly reflected in the agency's human resources information system during the performance evaluation period.



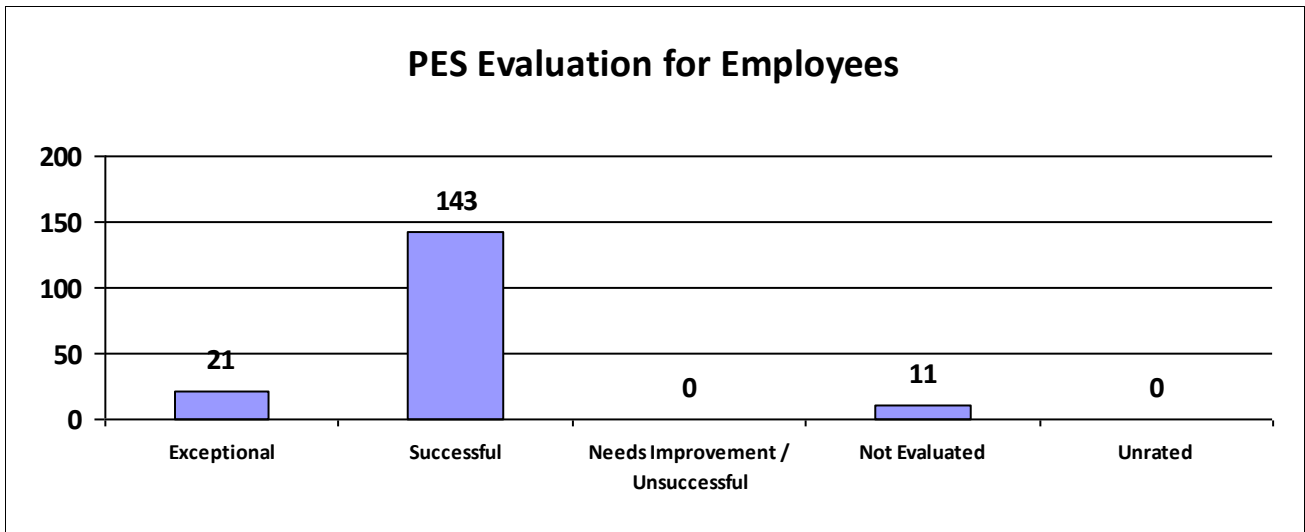
State of Louisiana

STATE CIVIL SERVICE

PES Annual Report - Fiscal Year 2022-2023

Agency: LDH-Capital Area Human Svc Dst

Performance Year 07/01/2022 - 06/30/2023	Total # of Employees	Total %
Number of employees that were rated	175	100%
Number of employees that were unrated	0	0%



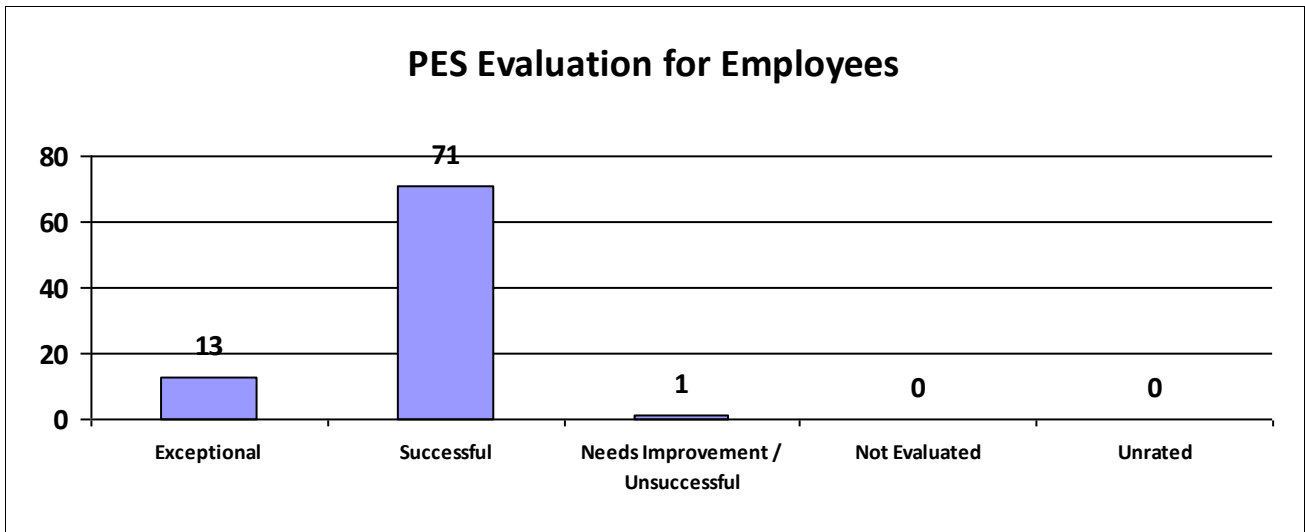
Information contained within this report reflects unaudited data provided directly to the Louisiana Department of State Civil Service by each state agency. Inconsistencies found throughout the report may be attributed to personnel changes not properly reflected in the agency's human resources information system during the performance evaluation period.



**State of Louisiana**  
**STATE CIVIL SERVICE**  
*PES Annual Report - Fiscal Year 2022-2023*

**Agency: LDH-Central LA Hum Svc Dist**

Performance Year 07/01/2022 - 06/30/2023	Total # of Employees	Total %
Number of employees that were rated	85	100%
Number of employees that were unrated	0	0%



Information contained within this report reflects unaudited data provided directly to the Louisiana Department of State Civil Service by each state agency. Inconsistencies found throughout the report may be attributed to personnel changes not properly reflected in the agency's human resources information system during the performance evaluation period.





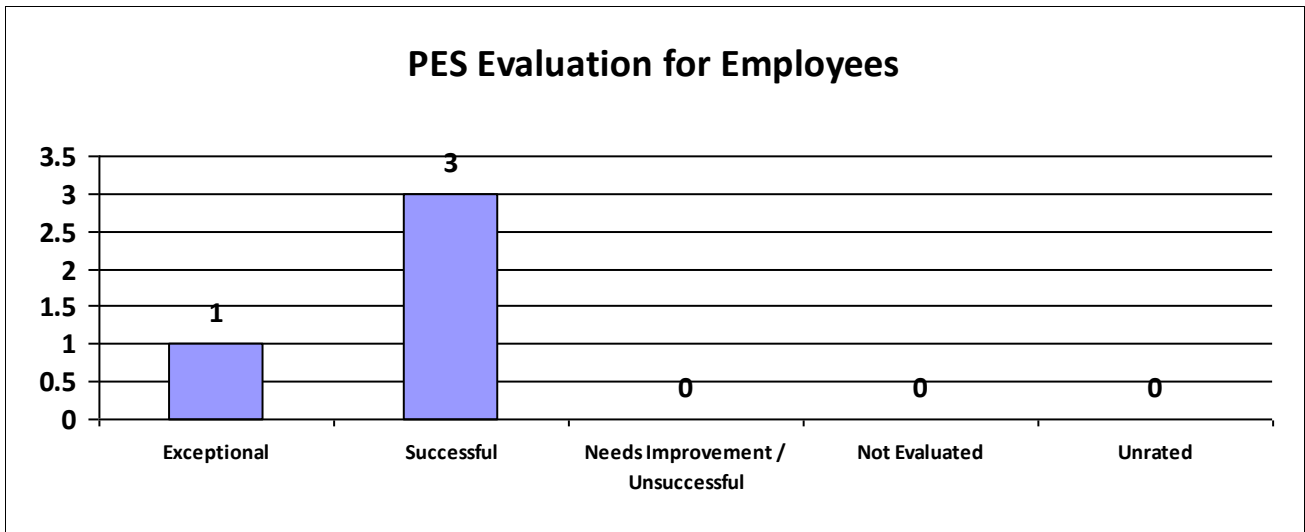
State of Louisiana

STATE CIVIL SERVICE

PES Annual Report - Fiscal Year 2022-2023

Agency: LDH-Developml Disabilities Cn

Performance Year 07/01/2022 - 06/30/2023	Total # of Employees	Total %
Number of employees that were rated	4	100%
Number of employees that were unrated	0	0%



Information contained within this report reflects unaudited data provided directly to the Louisiana Department of State Civil Service by each state agency. Inconsistencies found throughout the report may be attributed to personnel changes not properly reflected in the agency's human resources information system during the performance evaluation period.



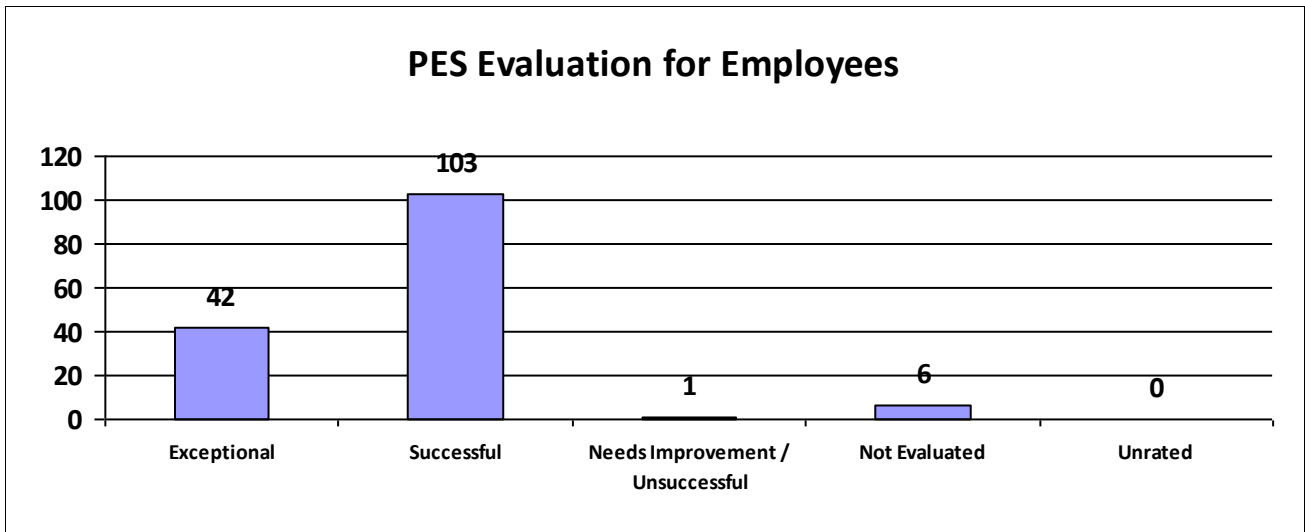
State of Louisiana

STATE CIVIL SERVICE

PES Annual Report - Fiscal Year 2022-2023

Agency: LDH-FI Parishes Human Srv Auth

Performance Year 07/01/2022 - 06/30/2023	Total # of Employees	Total %
Number of employees that were rated	152	100%
Number of employees that were unrated	0	0%



Information contained within this report reflects unaudited data provided directly to the Louisiana Department of State Civil Service by each state agency. Inconsistencies found throughout the report may be attributed to personnel changes not properly reflected in the agency's human resources information system during the performance evaluation period.



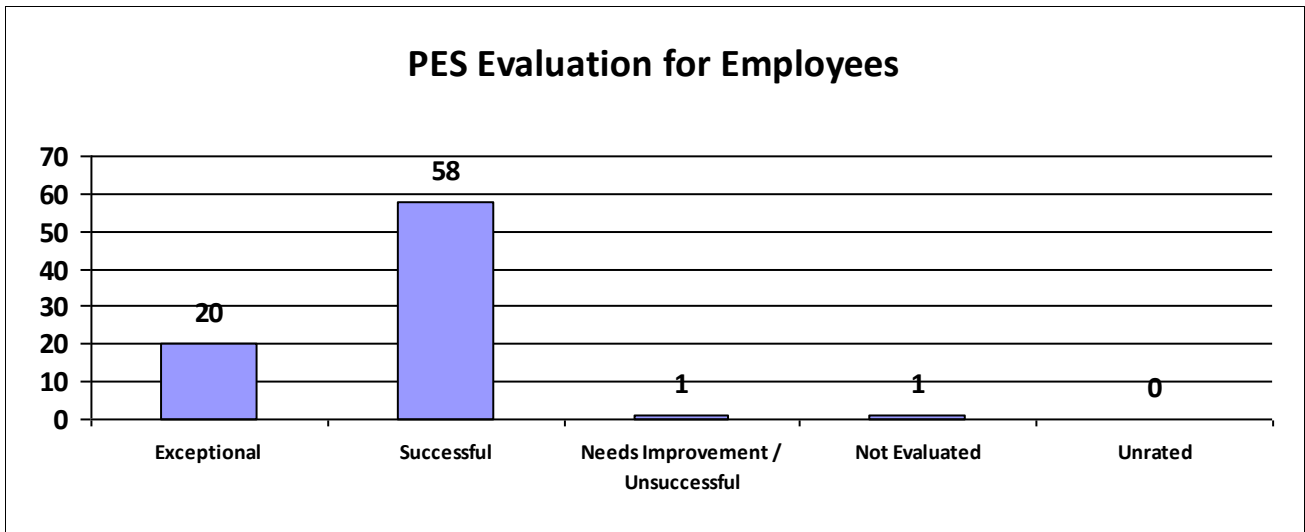
State of Louisiana

STATE CIVIL SERVICE

PES Annual Report - Fiscal Year 2022-2023

Agency: LDH-Imperial Calc Hum Svc Auth

Performance Year 07/01/2022 - 06/30/2023	Total # of Employees	Total %
Number of employees that were rated	80	100%
Number of employees that were unrated	0	0%



Information contained within this report reflects unaudited data provided directly to the Louisiana Department of State Civil Service by each state agency. Inconsistencies found throughout the report may be attributed to personnel changes not properly reflected in the agency's human resources information system during the performance evaluation period.



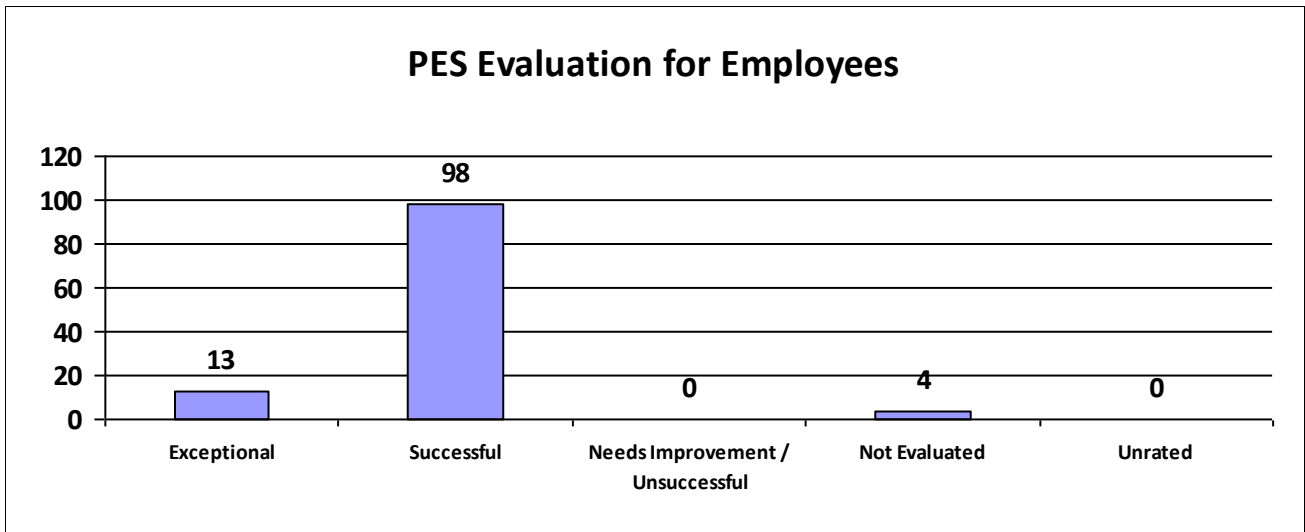
State of Louisiana

STATE CIVIL SERVICE

PES Annual Report - Fiscal Year 2022-2023

Agency: LDH-Jeff Parish Human Srv Auth

Performance Year 07/01/2022 - 06/30/2023	Total # of Employees	Total %
Number of employees that were rated	115	100%
Number of employees that were unrated	0	0%



Information contained within this report reflects unaudited data provided directly to the Louisiana Department of State Civil Service by each state agency. Inconsistencies found throughout the report may be attributed to personnel changes not properly reflected in the agency's human resources information system during the performance evaluation period.



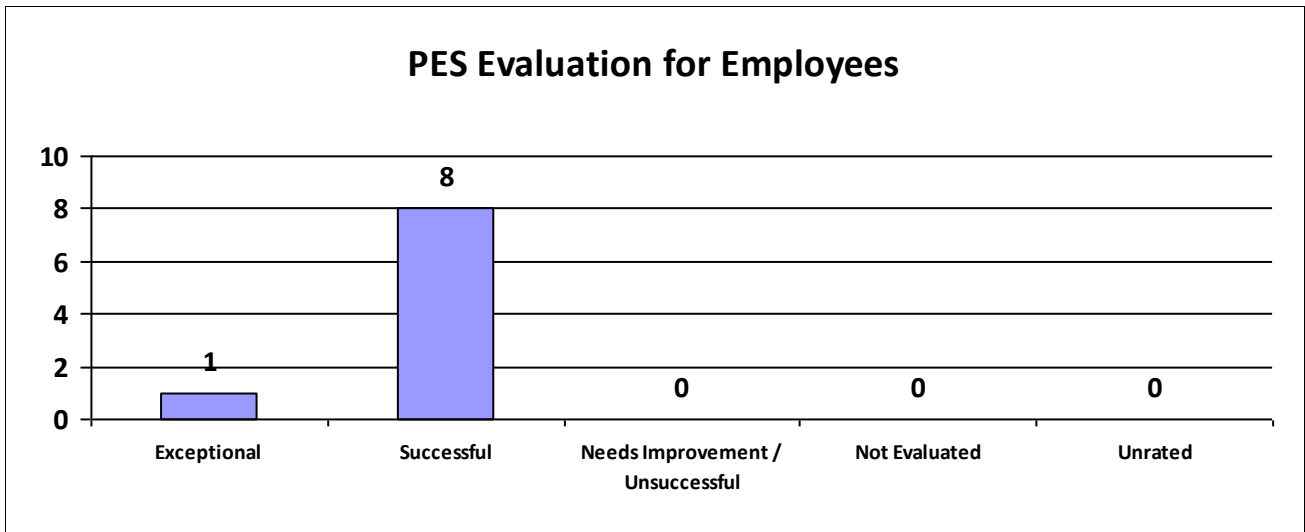
State of Louisiana

STATE CIVIL SERVICE

PES Annual Report - Fiscal Year 2022-2023

Agency: LDH-LA Emergency Response Net

Performance Year 07/01/2022 - 06/30/2023	Total # of Employees	Total %
Number of employees that were rated	9	100%
Number of employees that were unrated	0	0%



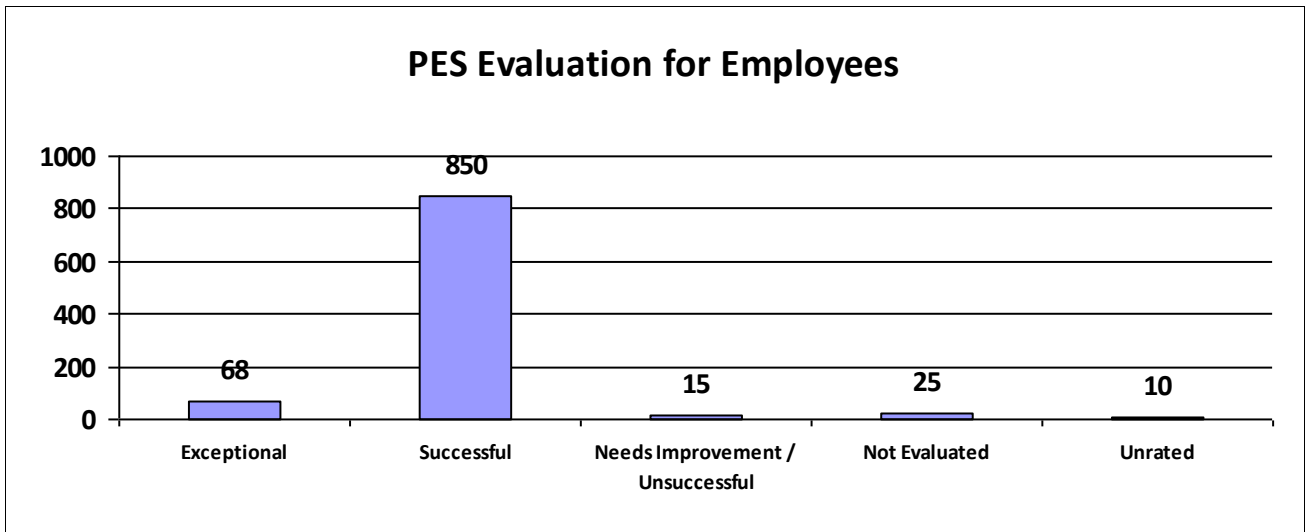
Information contained within this report reflects unaudited data provided directly to the Louisiana Department of State Civil Service by each state agency. Inconsistencies found throughout the report may be attributed to personnel changes not properly reflected in the agency's human resources information system during the performance evaluation period.



**State of Louisiana**  
**STATE CIVIL SERVICE**  
*PES Annual Report - Fiscal Year 2022-2023*

**Agency: LDH-Medical Vendor Admin**

Performance Year 07/01/2022 - 06/30/2023	Total # of Employees	Total %
Number of employees that were rated	958	100%
Number of employees that were unrated	10	1%



Information contained within this report reflects unaudited data provided directly to the Louisiana Department of State Civil Service by each state agency. Inconsistencies found throughout the report may be attributed to personnel changes not properly reflected in the agency's human resources information system during the performance evaluation period.



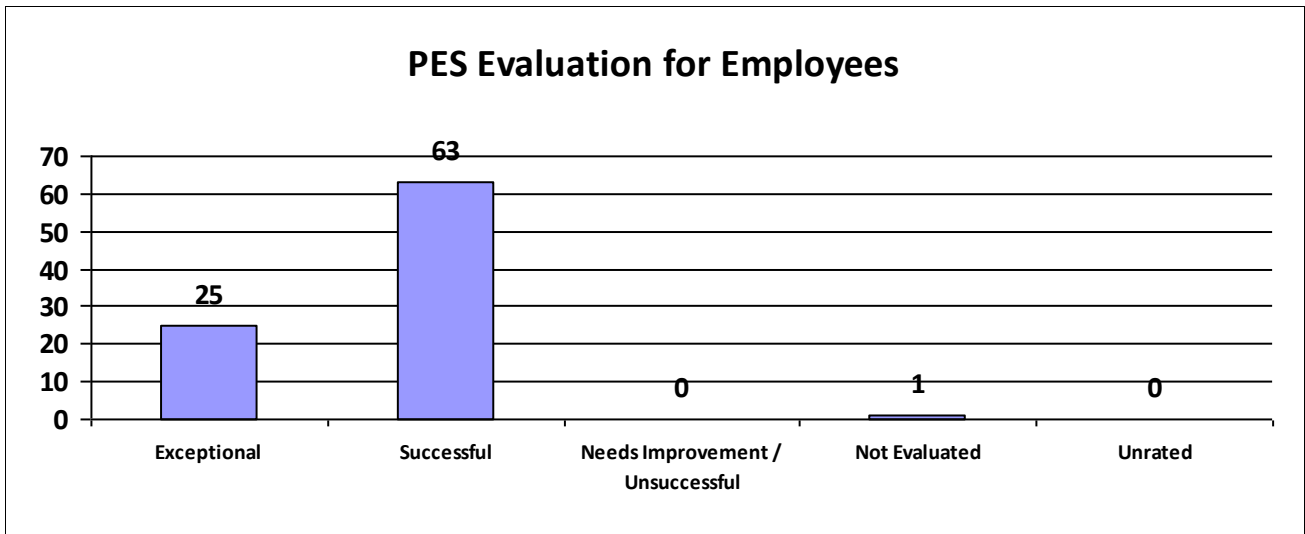
State of Louisiana

STATE CIVIL SERVICE

PES Annual Report - Fiscal Year 2022-2023

Agency: LDH-NE Delta Human Svc Auth

Performance Year 07/01/2022 - 06/30/2023	Total # of Employees	Total %
Number of employees that were rated	89	100%
Number of employees that were unrated	0	0%



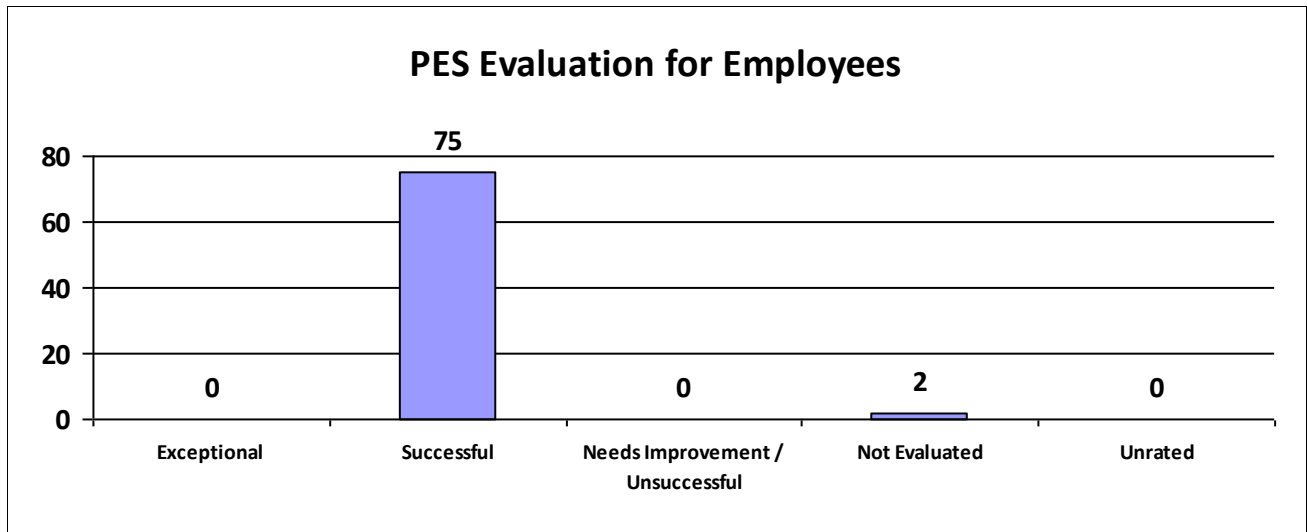
Information contained within this report reflects unaudited data provided directly to the Louisiana Department of State Civil Service by each state agency. Inconsistencies found throughout the report may be attributed to personnel changes not properly reflected in the agency's human resources information system during the performance evaluation period.



**State of Louisiana**  
**STATE CIVIL SERVICE**  
*PES Annual Report - Fiscal Year 2022-2023*

**Agency: LDH-NW LA Hum Svcs District**

Performance Year 07/01/2022 - 06/30/2023	Total # of Employees	Total %
Number of employees that were rated	77	100%
Number of employees that were unrated	0	0%



Information contained within this report reflects unaudited data provided directly to the Louisiana Department of State Civil Service by each state agency. Inconsistencies found throughout the report may be attributed to personnel changes not properly reflected in the agency's human resources information system during the performance evaluation period.

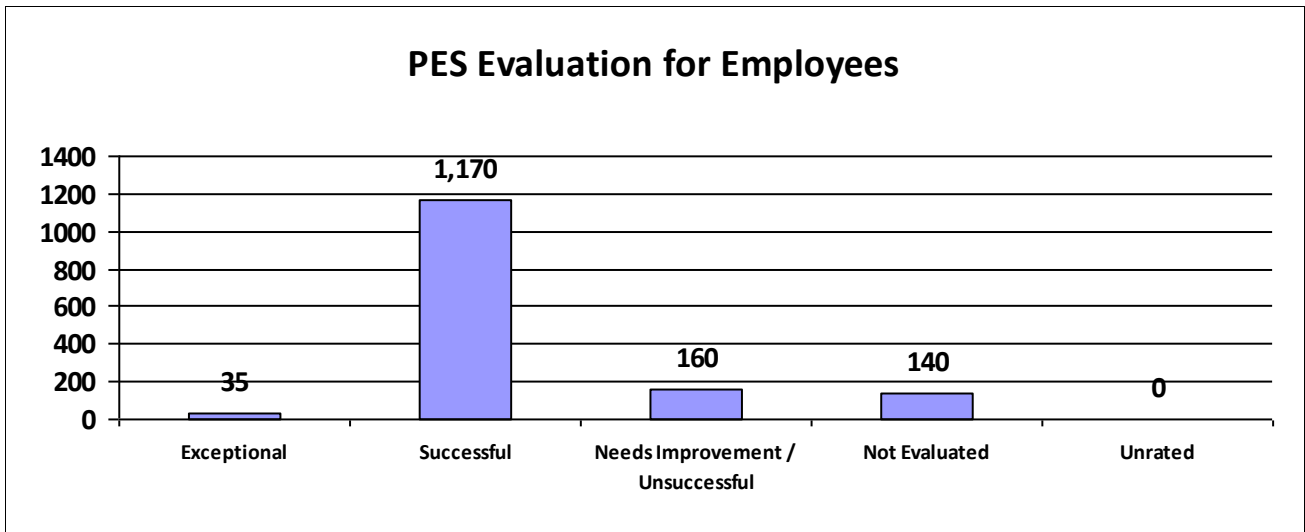




**State of Louisiana**  
**STATE CIVIL SERVICE**  
*PES Annual Report - Fiscal Year 2022-2023*

**Agency: LDH-Off for Citizen w/ Dev Dis**

Performance Year 07/01/2022 - 06/30/2023	Total # of Employees	Total %
Number of employees that were rated	1,505	100%
Number of employees that were unrated	0	0%



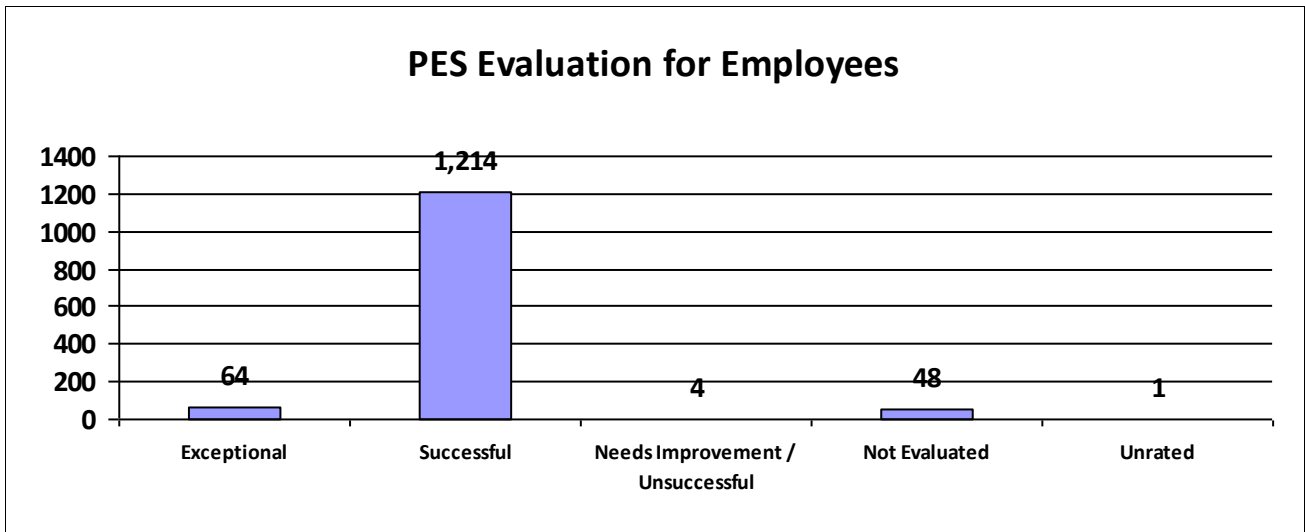
Information contained within this report reflects unaudited data provided directly to the Louisiana Department of State Civil Service by each state agency. Inconsistencies found throughout the report may be attributed to personnel changes not properly reflected in the agency's human resources information system during the performance evaluation period.



**State of Louisiana**  
**STATE CIVIL SERVICE**  
*PES Annual Report - Fiscal Year 2022-2023*

**Agency: LDH-Off of Behavioral Health**

Performance Year 07/01/2022 - 06/30/2023	Total # of Employees	Total %
Number of employees that were rated	1,330	100%
Number of employees that were unrated	1	0%



Information contained within this report reflects unaudited data provided directly to the Louisiana Department of State Civil Service by each state agency. Inconsistencies found throughout the report may be attributed to personnel changes not properly reflected in the agency's human resources information system during the performance evaluation period.



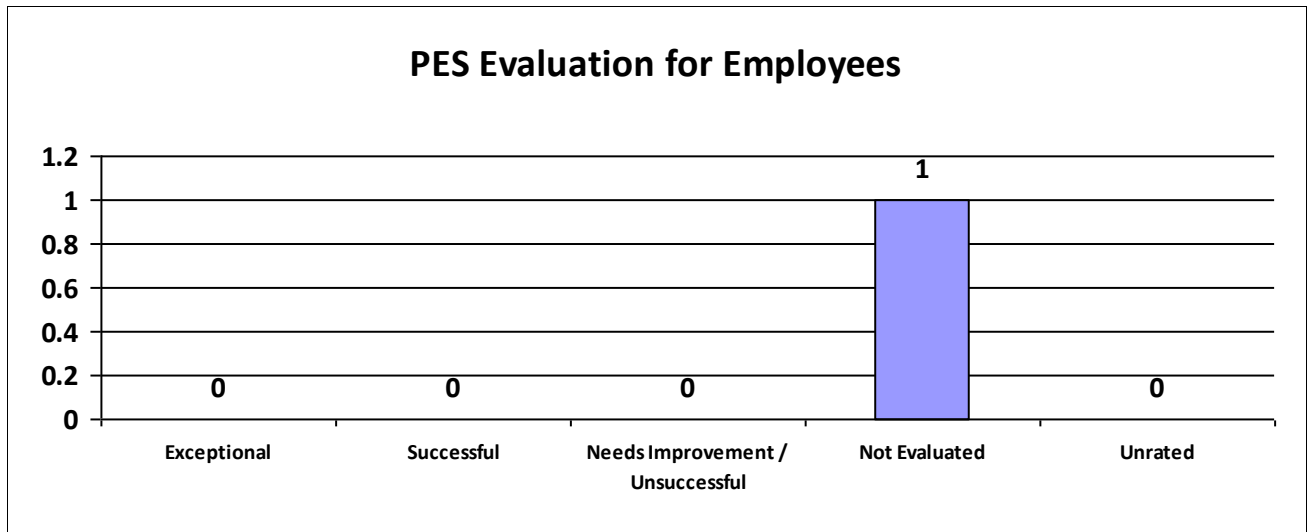
State of Louisiana

STATE CIVIL SERVICE

PES Annual Report - Fiscal Year 2022-2023

Agency: LDH-OFF ON WOMEN'S & COMM HLTH

Performance Year 07/01/2022 - 06/30/2023	Total # of Employees	Total %
Number of employees that were rated	1	100%
Number of employees that were unrated	0	0%



Information contained within this report reflects unaudited data provided directly to the Louisiana Department of State Civil Service by each state agency. Inconsistencies found throughout the report may be attributed to personnel changes not properly reflected in the agency's human resources information system during the performance evaluation period.



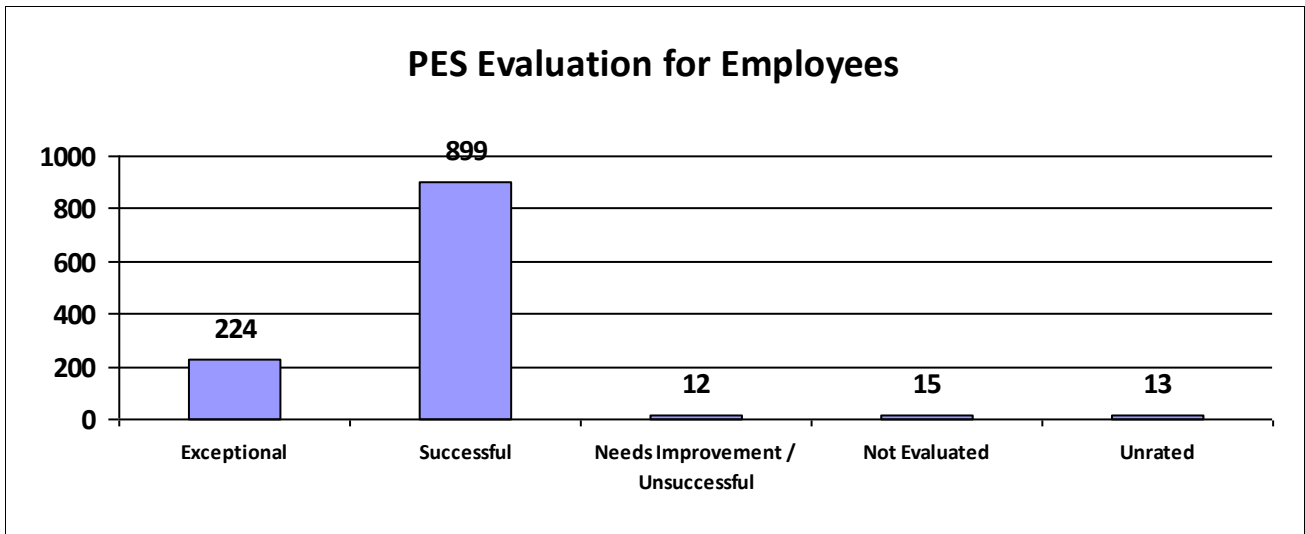
State of Louisiana

STATE CIVIL SERVICE

PES Annual Report - Fiscal Year 2022-2023

Agency: LDH-Office of Public Health

Performance Year 07/01/2022 - 06/30/2023	Total # of Employees	Total %
Number of employees that were rated	1,150	100%
Number of employees that were unrated	13	1%



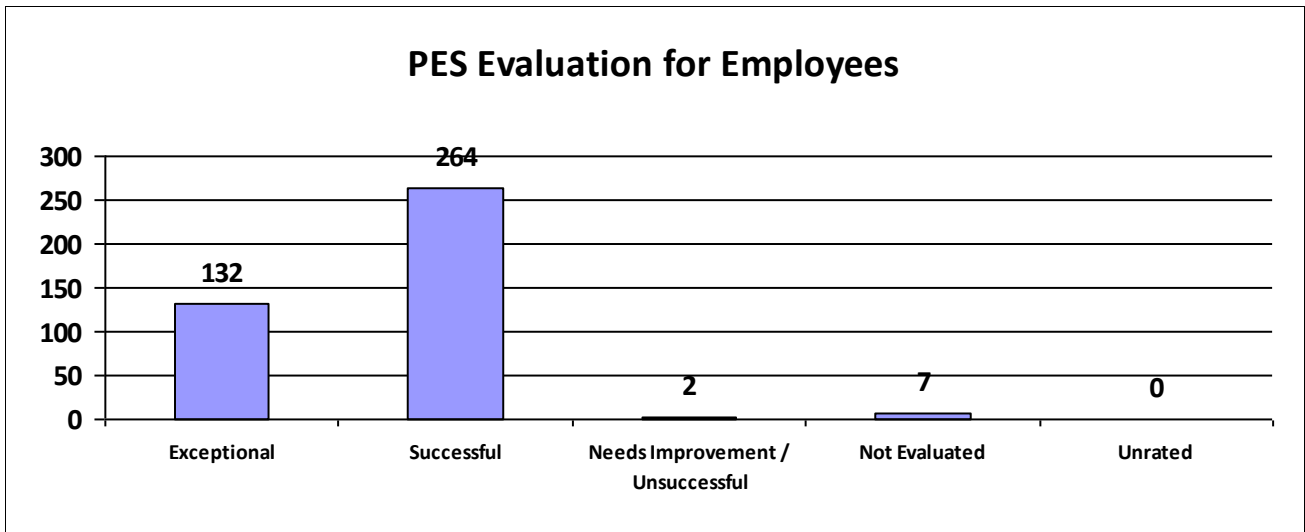
Information contained within this report reflects unaudited data provided directly to the Louisiana Department of State Civil Service by each state agency. Inconsistencies found throughout the report may be attributed to personnel changes not properly reflected in the agency's human resources information system during the performance evaluation period.



**State of Louisiana**  
**STATE CIVIL SERVICE**  
*PES Annual Report - Fiscal Year 2022-2023*

**Agency: LDH-Office of Secretary**

Performance Year 07/01/2022 - 06/30/2023	Total # of Employees	Total %
Number of employees that were rated	405	100%
Number of employees that were unrated	0	0%



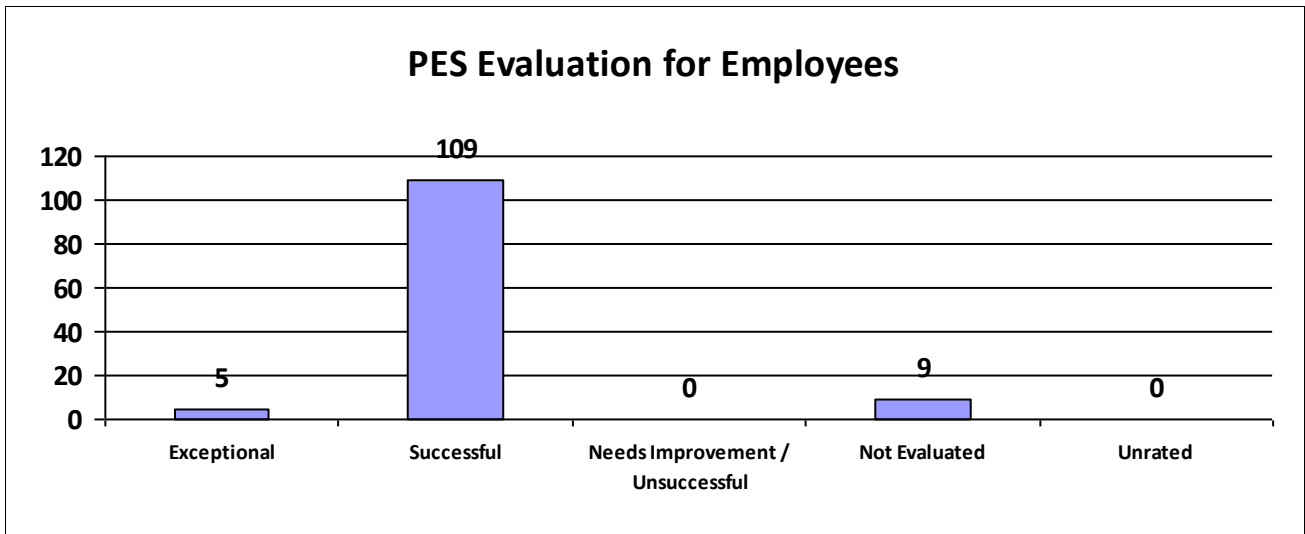
Information contained within this report reflects unaudited data provided directly to the Louisiana Department of State Civil Service by each state agency. Inconsistencies found throughout the report may be attributed to personnel changes not properly reflected in the agency's human resources information system during the performance evaluation period.



**State of Louisiana**  
**STATE CIVIL SERVICE**  
*PES Annual Report - Fiscal Year 2022-2023*

**Agency: LDH-S Ctrl LA Human Ser Auth**

Performance Year 07/01/2022 - 06/30/2023	Total # of Employees	Total %
Number of employees that were rated	123	100%
Number of employees that were unrated	0	0%



Information contained within this report reflects unaudited data provided directly to the Louisiana Department of State Civil Service by each state agency. Inconsistencies found throughout the report may be attributed to personnel changes not properly reflected in the agency's human resources information system during the performance evaluation period.



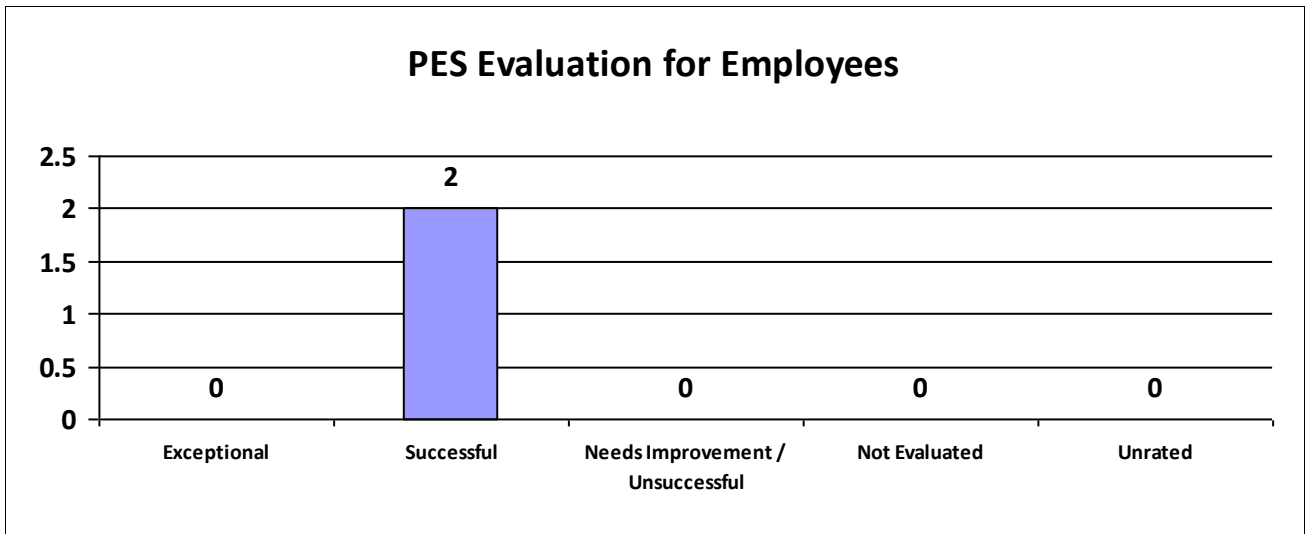
State of Louisiana

STATE CIVIL SERVICE

PES Annual Report - Fiscal Year 2022-2023

Agency: Lic Prof Counslrs Bd Exam /LDH

Performance Year 07/01/2022 - 06/30/2023	Total # of Employees	Total %
Number of employees that were rated	2	100%
Number of employees that were unrated	0	0%



Information contained within this report reflects unaudited data provided directly to the Louisiana Department of State Civil Service by each state agency. Inconsistencies found throughout the report may be attributed to personnel changes not properly reflected in the agency's human resources information system during the performance evaluation period.



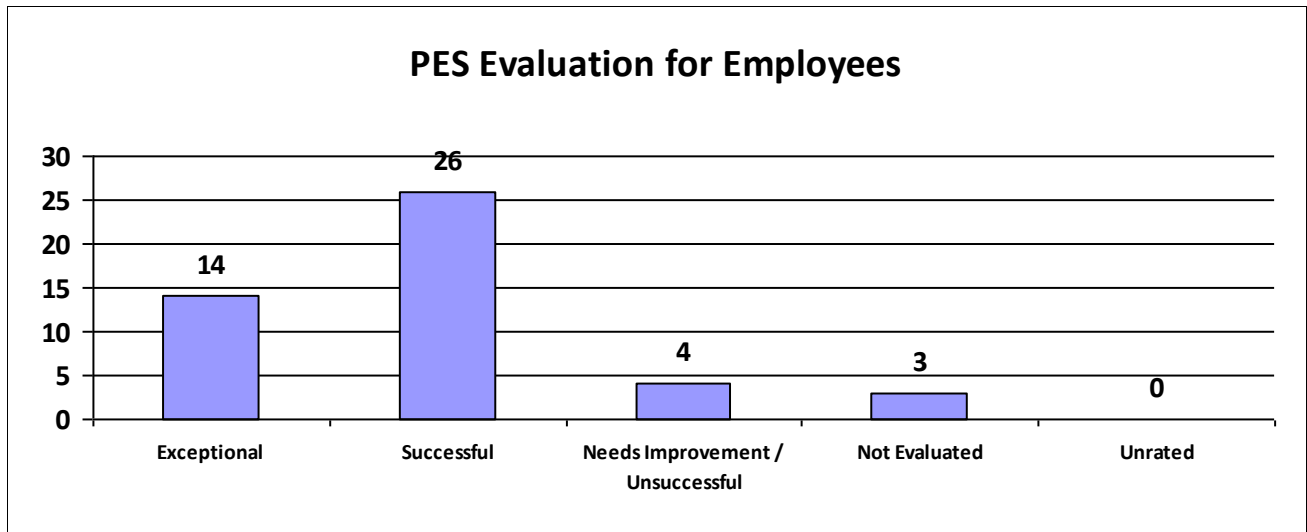
State of Louisiana

STATE CIVIL SERVICE

PES Annual Report - Fiscal Year 2022-2023

Agency: Med Examrs La St Bd /LDH

Performance Year 07/01/2022 - 06/30/2023	Total # of Employees	Total %
Number of employees that were rated	47	100%
Number of employees that were unrated	0	0%



Information contained within this report reflects unaudited data provided directly to the Louisiana Department of State Civil Service by each state agency. Inconsistencies found throughout the report may be attributed to personnel changes not properly reflected in the agency's human resources information system during the performance evaluation period.

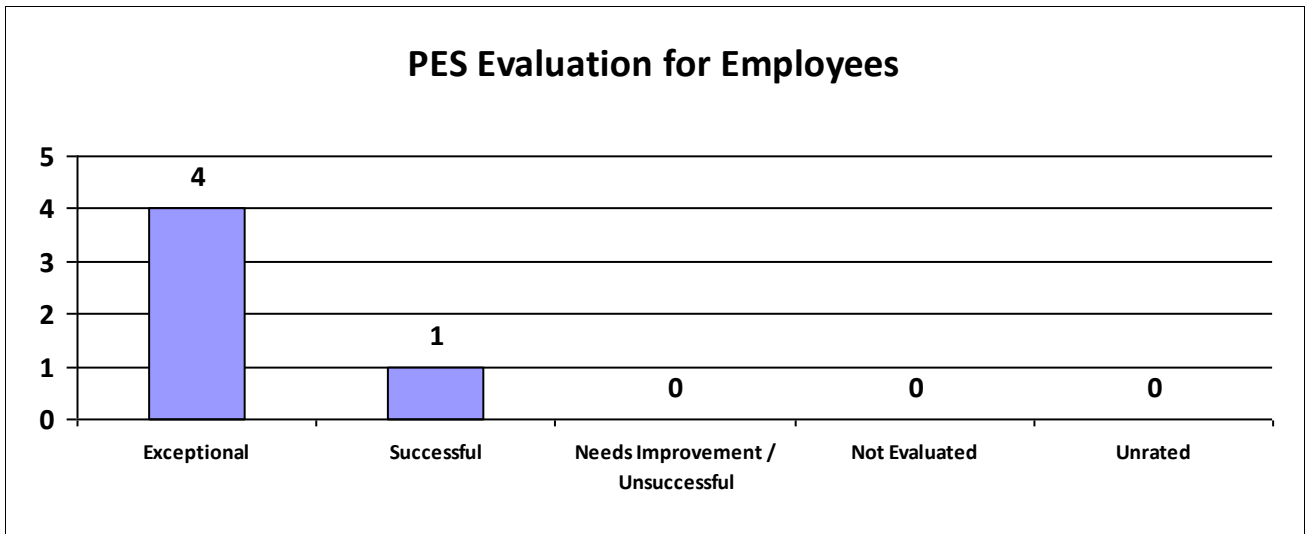




**State of Louisiana**  
**STATE CIVIL SERVICE**  
*PES Annual Report - Fiscal Year 2022-2023*

**Agency: Metropolitan Human Svc Dst**

Performance Year 07/01/2022 - 06/30/2023	Total # of Employees	Total %
Number of employees that were rated	5	100%
Number of employees that were unrated	0	0%



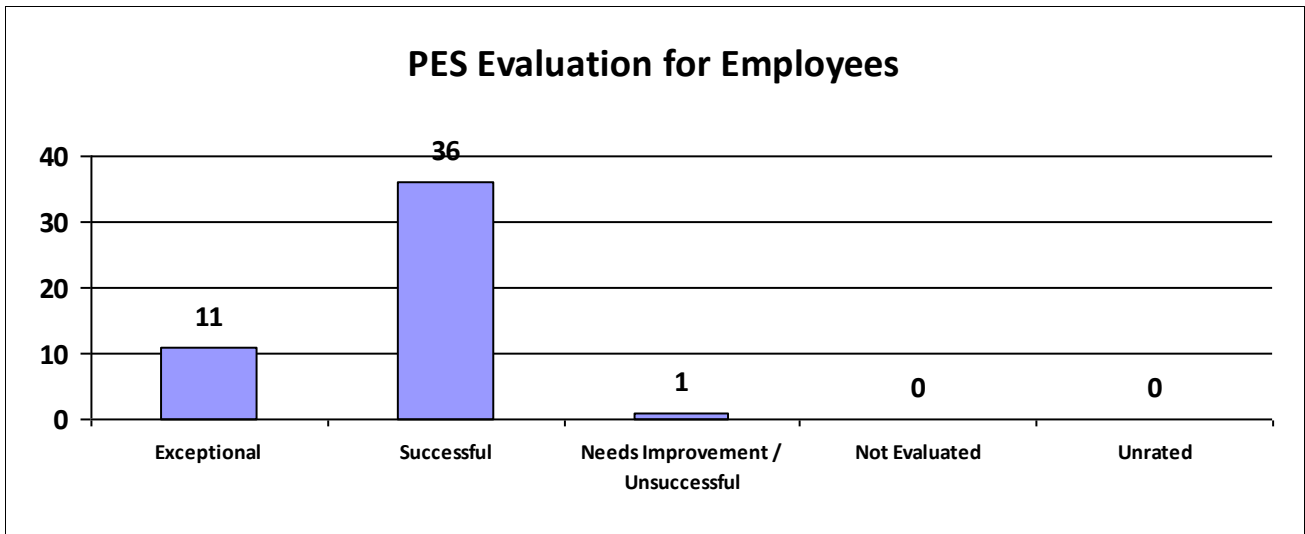
Information contained within this report reflects unaudited data provided directly to the Louisiana Department of State Civil Service by each state agency. Inconsistencies found throughout the report may be attributed to personnel changes not properly reflected in the agency's human resources information system during the performance evaluation period.



**State of Louisiana**  
**STATE CIVIL SERVICE**  
*PES Annual Report - Fiscal Year 2022-2023*

**Agency: Nursing La St Bd /LDH**

Performance Year 07/01/2022 - 06/30/2023	Total # of Employees	Total %
Number of employees that were rated	48	100%
Number of employees that were unrated	0	0%



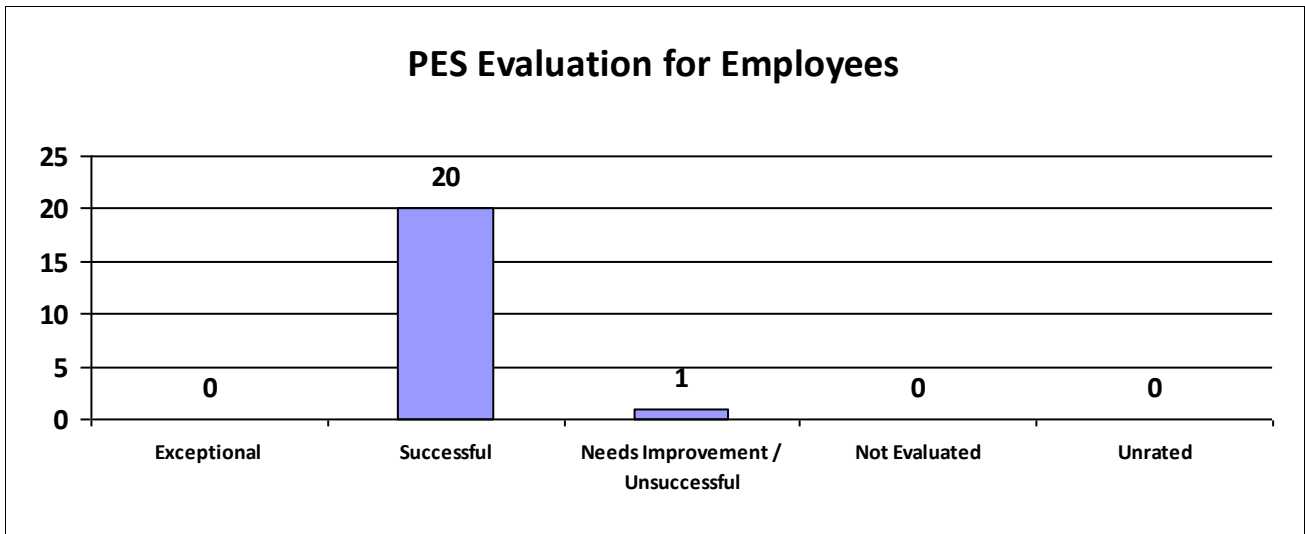
Information contained within this report reflects unaudited data provided directly to the Louisiana Department of State Civil Service by each state agency. Inconsistencies found throughout the report may be attributed to personnel changes not properly reflected in the agency's human resources information system during the performance evaluation period.



**State of Louisiana**  
**STATE CIVIL SERVICE**  
*PES Annual Report - Fiscal Year 2022-2023*

**Agency: Pharmacy La Bd Of /LDH**

Performance Year 07/01/2022 - 06/30/2023	Total # of Employees	Total %
Number of employees that were rated	21	100%
Number of employees that were unrated	0	0%



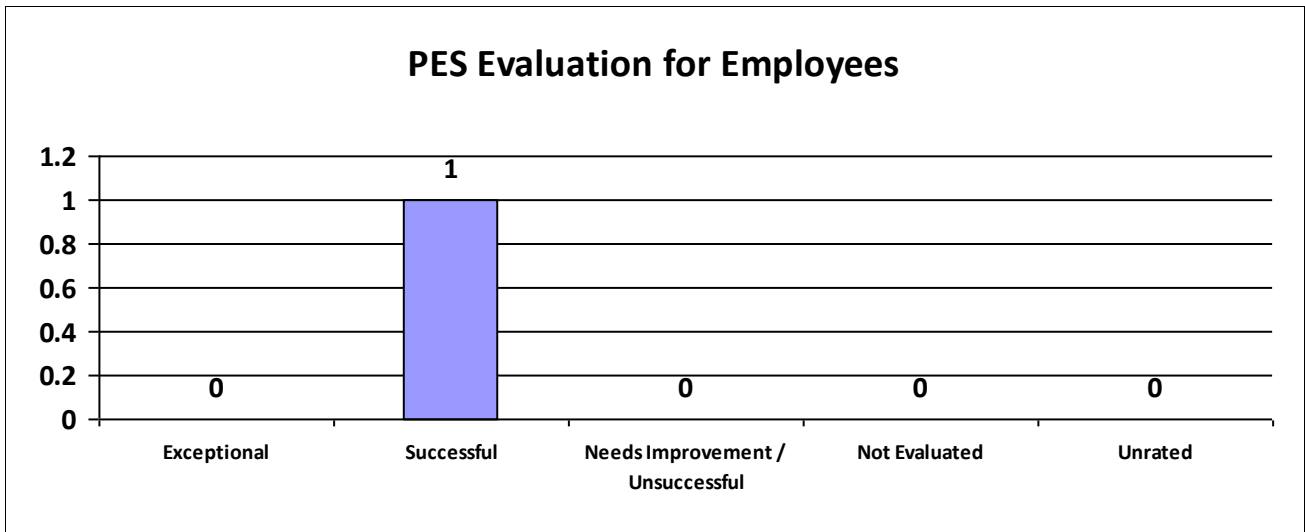
Information contained within this report reflects unaudited data provided directly to the Louisiana Department of State Civil Service by each state agency. Inconsistencies found throughout the report may be attributed to personnel changes not properly reflected in the agency's human resources information system during the performance evaluation period.



**State of Louisiana**  
**STATE CIVIL SERVICE**  
*PES Annual Report - Fiscal Year 2022-2023*

**Agency: Physical Therapy St Bd /LDH**

Performance Year 07/01/2022 - 06/30/2023	Total # of Employees	Total %
Number of employees that were rated	1	100%
Number of employees that were unrated	0	0%



Information contained within this report reflects unaudited data provided directly to the Louisiana Department of State Civil Service by each state agency. Inconsistencies found throughout the report may be attributed to personnel changes not properly reflected in the agency's human resources information system during the performance evaluation period.




State of Louisiana

STATE CIVIL SERVICE

PES Annual Report - Fiscal Year 2022-2023

Agency: Prac Nurse Exam La St Bd /LDH

Performance Year 07/01/2022 - 06/30/2023	Total # of Employees	Total %
Number of employees that were rated	9	100%
Number of employees that were unrated	2	22%



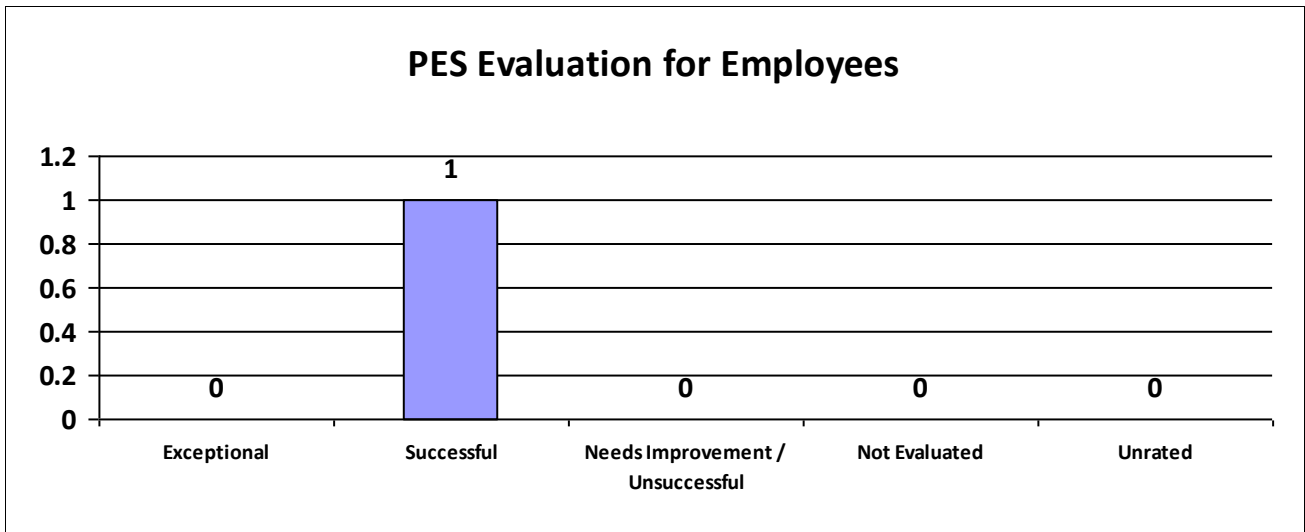
Information contained within this report reflects unaudited data provided directly to the Louisiana Department of State Civil Service by each state agency. Inconsistencies found throughout the report may be attributed to personnel changes not properly reflected in the agency's human resources information system during the performance evaluation period.



**State of Louisiana**  
**STATE CIVIL SERVICE**  
*PES Annual Report - Fiscal Year 2022-2023*

**Agency: Radiology La St Bd /LDH**

Performance Year 07/01/2022 - 06/30/2023	Total # of Employees	Total %
Number of employees that were rated	1	100%
Number of employees that were unrated	0	0%



Information contained within this report reflects unaudited data provided directly to the Louisiana Department of State Civil Service by each state agency. Inconsistencies found throughout the report may be attributed to personnel changes not properly reflected in the agency's human resources information system during the performance evaluation period.



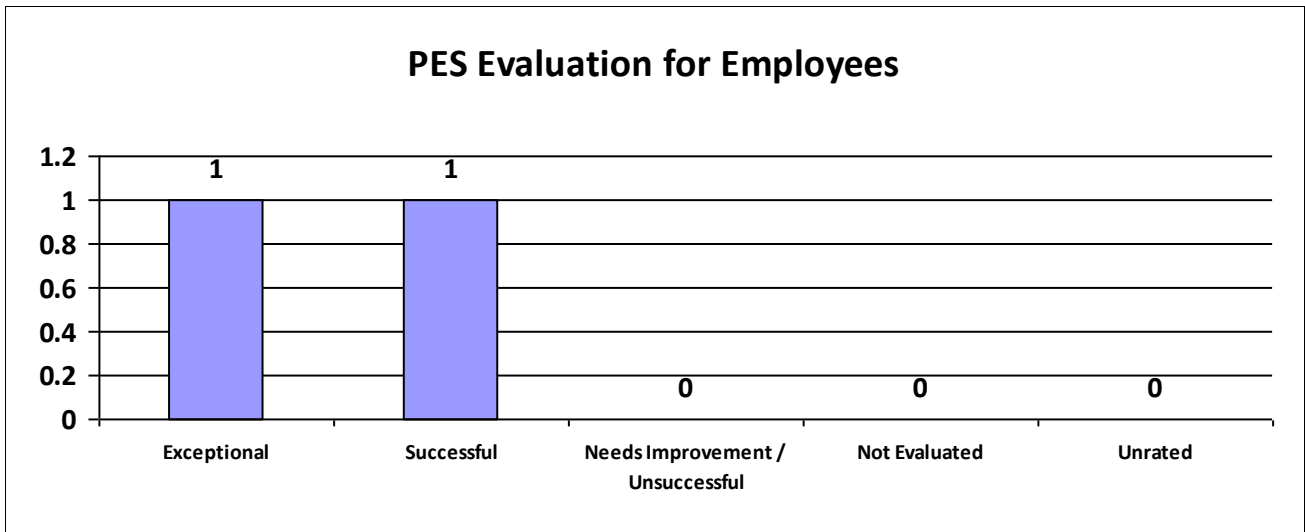
State of Louisiana

STATE CIVIL SERVICE

PES Annual Report - Fiscal Year 2022-2023

Agency: Social Work Exam La Bd /LDH

Performance Year 07/01/2022 - 06/30/2023	Total # of Employees	Total %
Number of employees that were rated	2	100%
Number of employees that were unrated	0	0%



Information contained within this report reflects unaudited data provided directly to the Louisiana Department of State Civil Service by each state agency. Inconsistencies found throughout the report may be attributed to personnel changes not properly reflected in the agency's human resources information system during the performance evaluation period.



State of Louisiana

STATE CIVIL SERVICE

PES Annual Report - Fiscal Year 2022-2023

**Major Department: LOUISIANA HEALTH CARE SERVICES DIVISION**

<b>Performance Year 07/01/2022 - 06/30/2023</b>	<b>Total # of Employees</b>	<b>Total %</b>
Number of employees that were rated	318	100%
Number of employees that were unrated	0	0%
Number of employees that were rated Exceptional	0	0%
Number of employees that were rated Successful	318	100.00%
Number of employees that were rated Needs Improvement / Unsuccessful	0	0%
Number of employees that were rated Not Evaluated	0	0%
Number of employees that were rated Unrated	0	0%

Information contained within this report reflects unaudited data provided directly to the Louisiana Department of State Civil Service by each state agency. Inconsistencies found throughout the report may be attributed to personnel changes not properly reflected in the agency's human resources information system during the performance evaluation period.





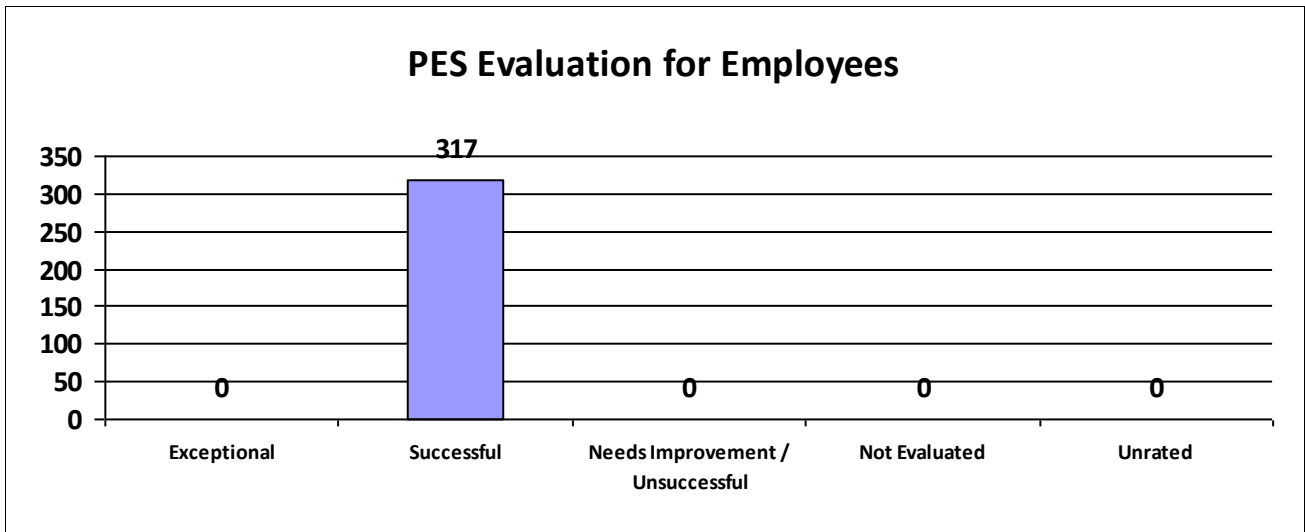
State of Louisiana

STATE CIVIL SERVICE

PES Annual Report - Fiscal Year 2022-2023

Agency: Lallie Kemp Regional Med Ctr

Performance Year 07/01/2022 - 06/30/2023	Total # of Employees	Total %
Number of employees that were rated	317	100%
Number of employees that were unrated	0	0%



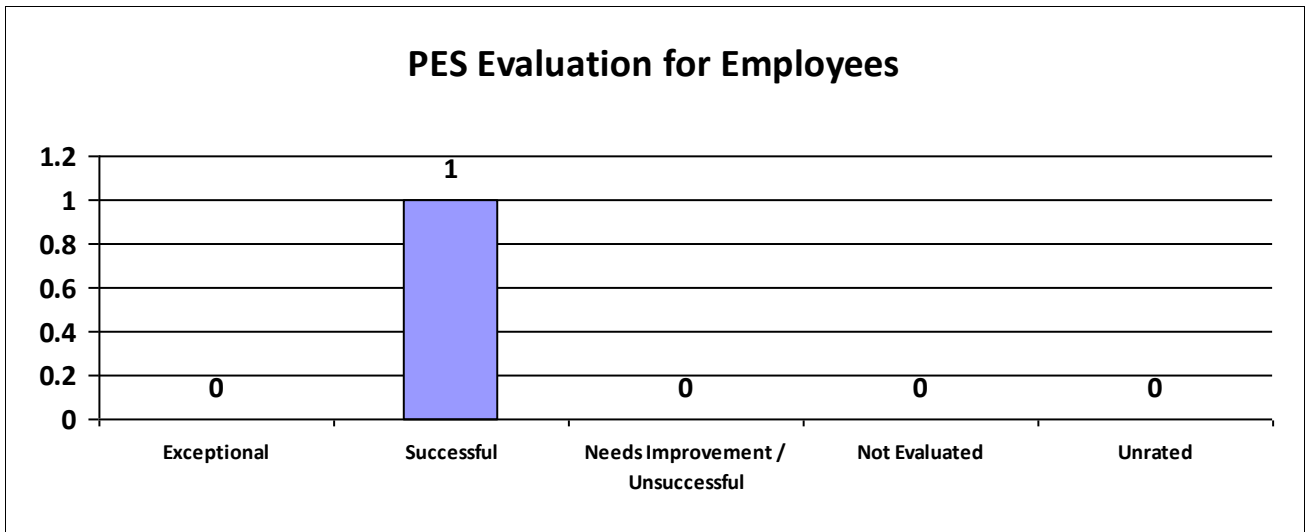
Information contained within this report reflects unaudited data provided directly to the Louisiana Department of State Civil Service by each state agency. Inconsistencies found throughout the report may be attributed to personnel changes not properly reflected in the agency's human resources information system during the performance evaluation period.



**State of Louisiana**  
**STATE CIVIL SERVICE**  
*PES Annual Report - Fiscal Year 2022-2023*

**Agency: LSU/Health Care Svc Div**

Performance Year 07/01/2022 - 06/30/2023	Total # of Employees	Total %
Number of employees that were rated	1	100%
Number of employees that were unrated	0	0%



Information contained within this report reflects unaudited data provided directly to the Louisiana Department of State Civil Service by each state agency. Inconsistencies found throughout the report may be attributed to personnel changes not properly reflected in the agency's human resources information system during the performance evaluation period.



State of Louisiana

STATE CIVIL SERVICE

*PES Annual Report - Fiscal Year 2022-2023*

**Major Department: LOUISIANA WORKFORCE COMMISSION**

<b>Performance Year 07/01/2022 - 06/30/2023</b>	<b>Total # of Employees</b>	<b>Total %</b>
Number of employees that were rated	779	100%
Number of employees that were unrated	15	1.93%
Number of employees that were rated Exceptional	14	2%
Number of employees that were rated Successful	743	95.38%
Number of employees that were rated Needs Improvement / Unsuccessful	4	1%
Number of employees that were rated Not Evaluated	18	2.31%
Number of employees that were rated Unrated	15	2%

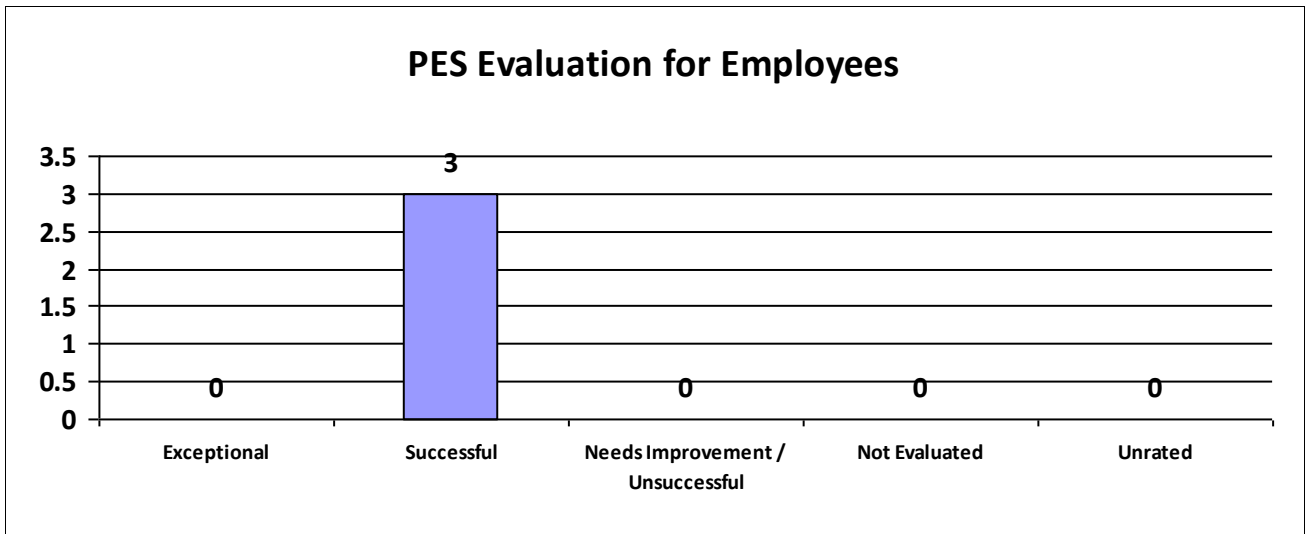
Information contained within this report reflects unaudited data provided directly to the Louisiana Department of State Civil Service by each state agency. Inconsistencies found throughout the report may be attributed to personnel changes not properly reflected in the agency's human resources information system during the performance evaluation period.



**State of Louisiana**  
**STATE CIVIL SERVICE**  
*PES Annual Report - Fiscal Year 2022-2023*

**Agency: Barber Examiners Board /DOL**

Performance Year 07/01/2022 - 06/30/2023	Total # of Employees	Total %
Number of employees that were rated	3	100%
Number of employees that were unrated	0	0%



Information contained within this report reflects unaudited data provided directly to the Louisiana Department of State Civil Service by each state agency. Inconsistencies found throughout the report may be attributed to personnel changes not properly reflected in the agency's human resources information system during the performance evaluation period.



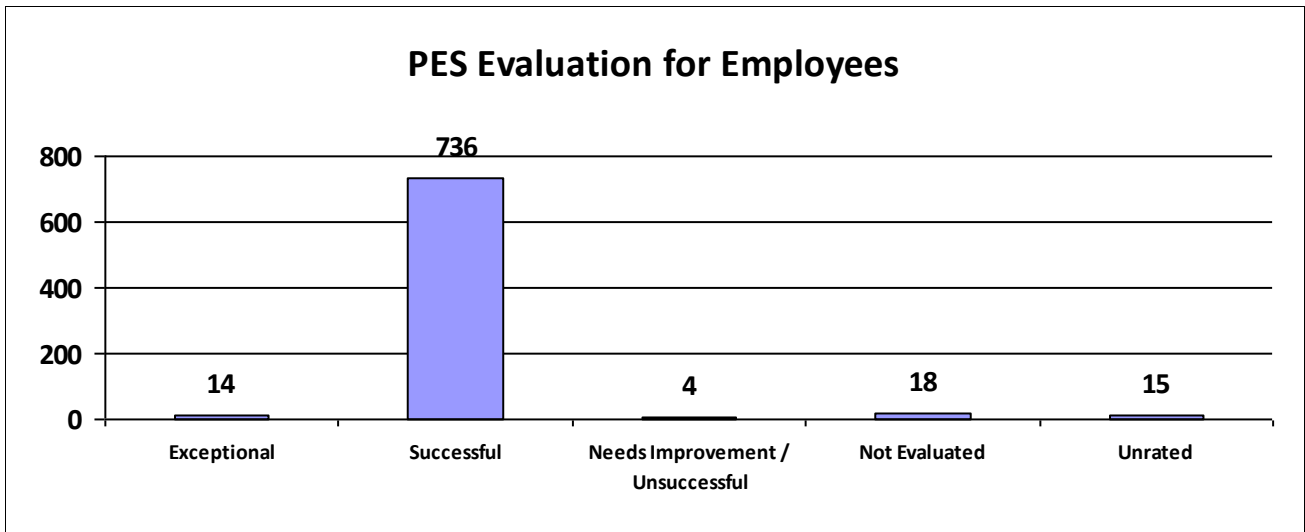
State of Louisiana

STATE CIVIL SERVICE

PES Annual Report - Fiscal Year 2022-2023

Agency: LWC-Workforce Support & Training

Performance Year 07/01/2022 - 06/30/2023	Total # of Employees	Total %
Number of employees that were rated	772	100%
Number of employees that were unrated	15	2%



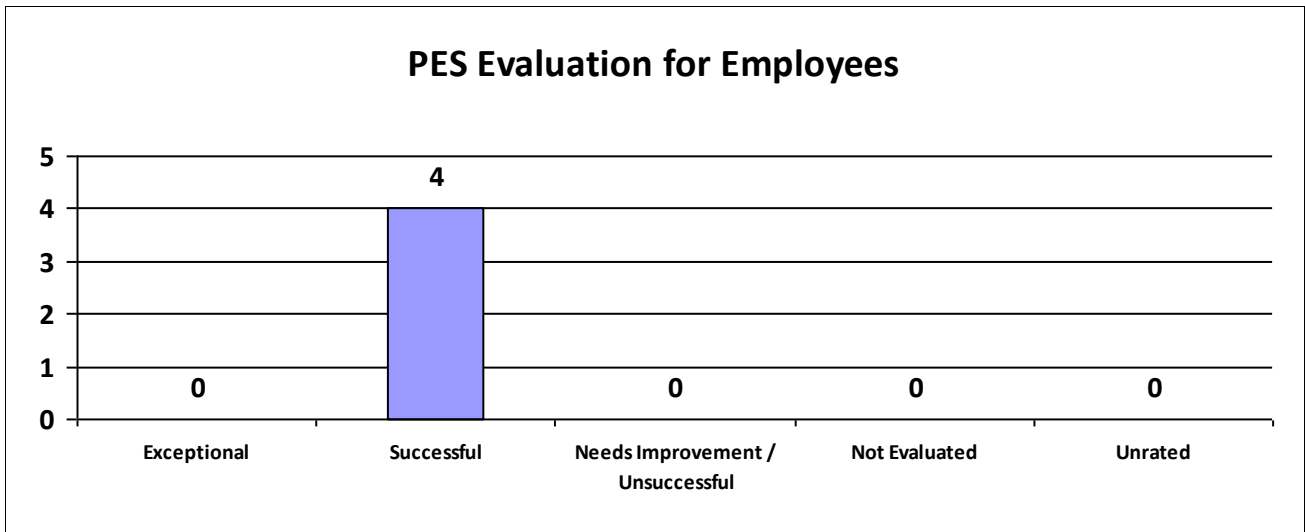
Information contained within this report reflects unaudited data provided directly to the Louisiana Department of State Civil Service by each state agency. Inconsistencies found throughout the report may be attributed to personnel changes not properly reflected in the agency's human resources information system during the performance evaluation period.



**State of Louisiana**  
**STATE CIVIL SERVICE**  
*PES Annual Report - Fiscal Year 2022-2023*

**Agency: Plumbing La St Bd /LWC**

Performance Year 07/01/2022 - 06/30/2023	Total # of Employees	Total %
Number of employees that were rated	4	100%
Number of employees that were unrated	0	0%



Information contained within this report reflects unaudited data provided directly to the Louisiana Department of State Civil Service by each state agency. Inconsistencies found throughout the report may be attributed to personnel changes not properly reflected in the agency's human resources information system during the performance evaluation period.



State of Louisiana

STATE CIVIL SERVICE

*PES Annual Report - Fiscal Year 2022-2023*

**Major Department: OFFICE OF JUVENILE JUSTICE**

<b>Performance Year 07/01/2022 - 06/30/2023</b>	<b>Total # of Employees</b>	<b>Total %</b>
Number of employees that were rated	531	100%
Number of employees that were unrated	1	0.19%
Number of employees that were rated Exceptional	63	12%
Number of employees that were rated Successful	406	76.46%
Number of employees that were rated Needs Improvement / Unsuccessful	19	4%
Number of employees that were rated Not Evaluated	43	8.10%
Number of employees that were rated Unrated	1	0%

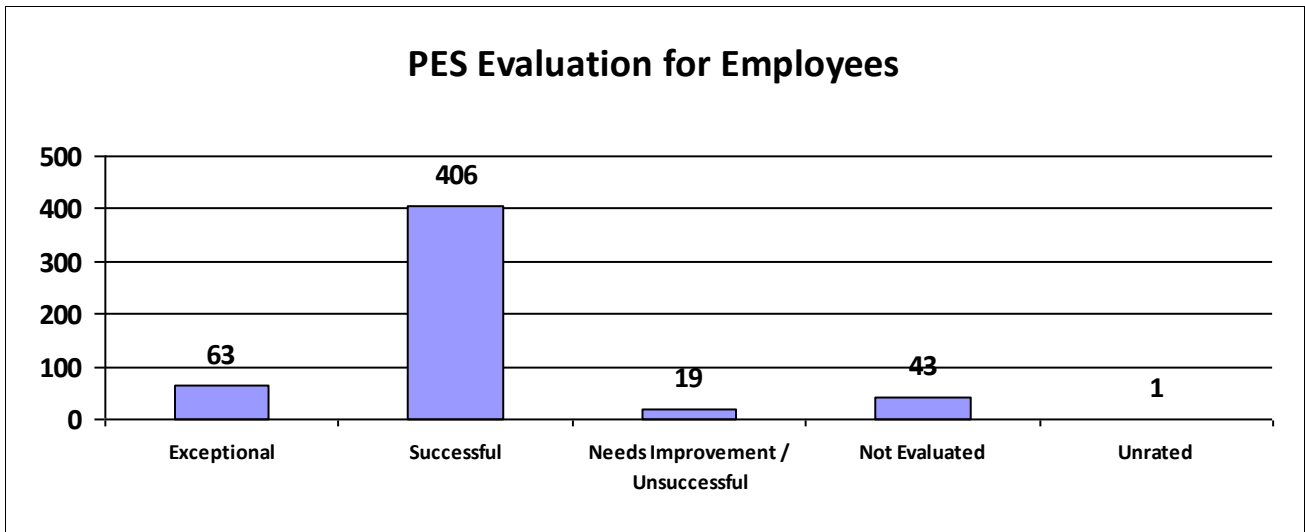
Information contained within this report reflects unaudited data provided directly to the Louisiana Department of State Civil Service by each state agency. Inconsistencies found throughout the report may be attributed to personnel changes not properly reflected in the agency's human resources information system during the performance evaluation period.



**State of Louisiana**  
**STATE CIVIL SERVICE**  
*PES Annual Report - Fiscal Year 2022-2023*

**Agency: DYS-Off of Juvenile Justice**

Performance Year 07/01/2022 - 06/30/2023	Total # of Employees	Total %
Number of employees that were rated	531	100%
Number of employees that were unrated	1	0%



Information contained within this report reflects unaudited data provided directly to the Louisiana Department of State Civil Service by each state agency. Inconsistencies found throughout the report may be attributed to personnel changes not properly reflected in the agency's human resources information system during the performance evaluation period.





State of Louisiana

STATE CIVIL SERVICE

PES Annual Report - Fiscal Year 2022-2023

**Major Department: PORTS,LEVEE BOARDS,FRESH WATER DISTRICTS**

<b>Performance Year 07/01/2022 - 06/30/2023</b>	<b>Total # of Employees</b>	<b>Total %</b>
Number of employees that were rated	752	100%
Number of employees that were unrated	11	1.46%
Number of employees that were rated Exceptional	63	8%
Number of employees that were rated Successful	664	88.30%
Number of employees that were rated Needs Improvement / Unsuccessful	8	1%
Number of employees that were rated Not Evaluated	17	2.26%
Number of employees that were rated Unrated	11	1%

Information contained within this report reflects unaudited data provided directly to the Louisiana Department of State Civil Service by each state agency. Inconsistencies found throughout the report may be attributed to personnel changes not properly reflected in the agency's human resources information system during the performance evaluation period.



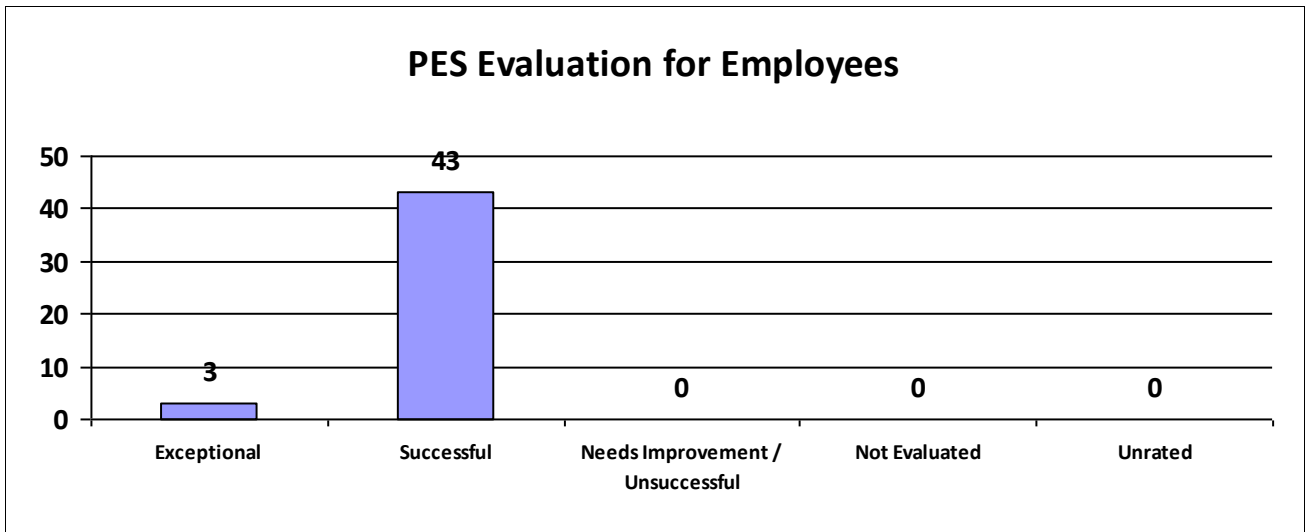
State of Louisiana

STATE CIVIL SERVICE

PES Annual Report - Fiscal Year 2022-2023

Agency: Atchafalaya Basin Levee District

Performance Year 07/01/2022 - 06/30/2023	Total # of Employees	Total %
Number of employees that were rated	46	100%
Number of employees that were unrated	0	0%



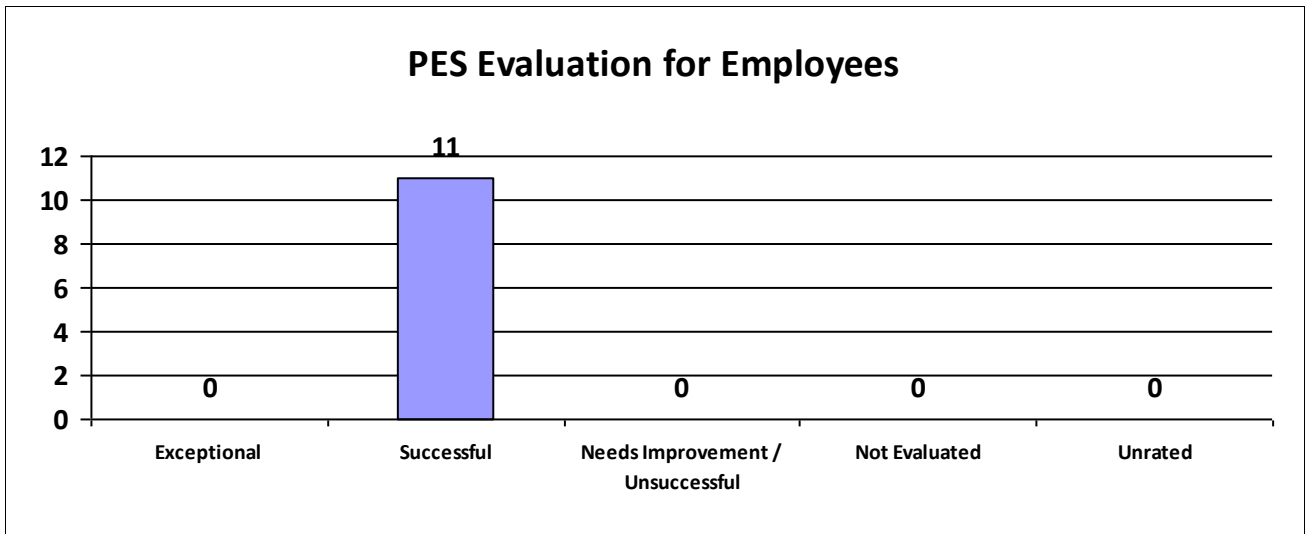
Information contained within this report reflects unaudited data provided directly to the Louisiana Department of State Civil Service by each state agency. Inconsistencies found throughout the report may be attributed to personnel changes not properly reflected in the agency's human resources information system during the performance evaluation period.



**State of Louisiana**  
**STATE CIVIL SERVICE**  
*PES Annual Report - Fiscal Year 2022-2023*

**Agency: Caddo Levee District**

Performance Year 07/01/2022 - 06/30/2023	Total # of Employees	Total %
Number of employees that were rated	11	100%
Number of employees that were unrated	0	0%



Information contained within this report reflects unaudited data provided directly to the Louisiana Department of State Civil Service by each state agency. Inconsistencies found throughout the report may be attributed to personnel changes not properly reflected in the agency's human resources information system during the performance evaluation period.




State of Louisiana

STATE CIVIL SERVICE

PES Annual Report - Fiscal Year 2022-2023

Agency: Capital Area Ground Water Dist

Performance Year 07/01/2022 - 06/30/2023	Total # of Employees	Total %
Number of employees that were rated	1	100%
Number of employees that were unrated	0	0%



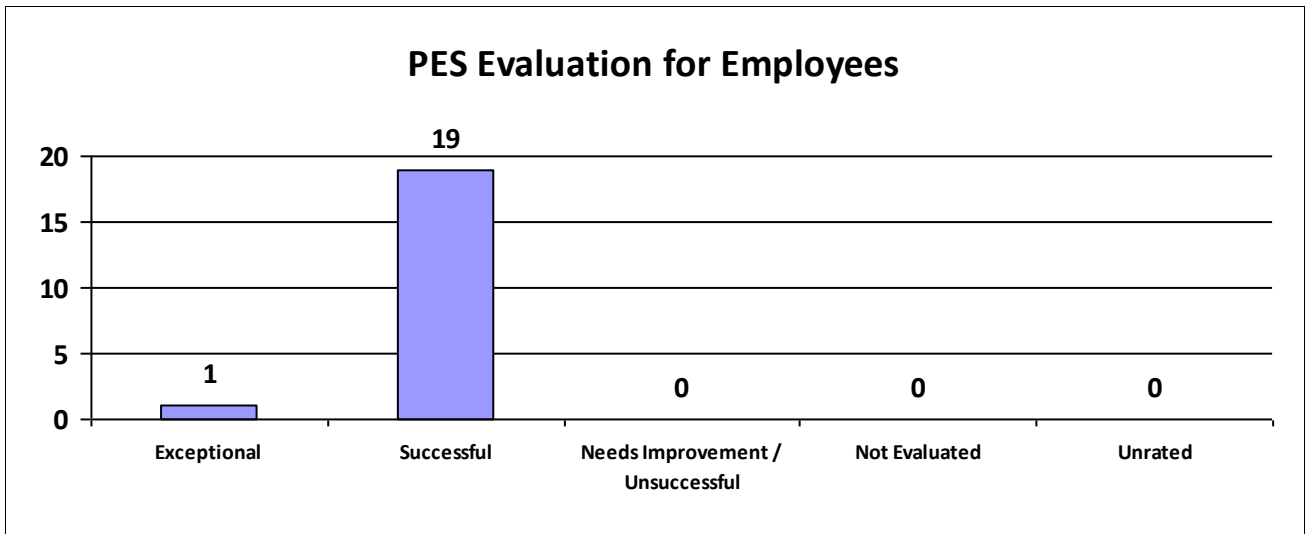
Information contained within this report reflects unaudited data provided directly to the Louisiana Department of State Civil Service by each state agency. Inconsistencies found throughout the report may be attributed to personnel changes not properly reflected in the agency's human resources information system during the performance evaluation period.



**State of Louisiana**  
**STATE CIVIL SERVICE**  
*PES Annual Report - Fiscal Year 2022-2023*

**Agency: East Jefferson Levee District**

Performance Year 07/01/2022 - 06/30/2023	Total # of Employees	Total %
Number of employees that were rated	20	100%
Number of employees that were unrated	0	0%



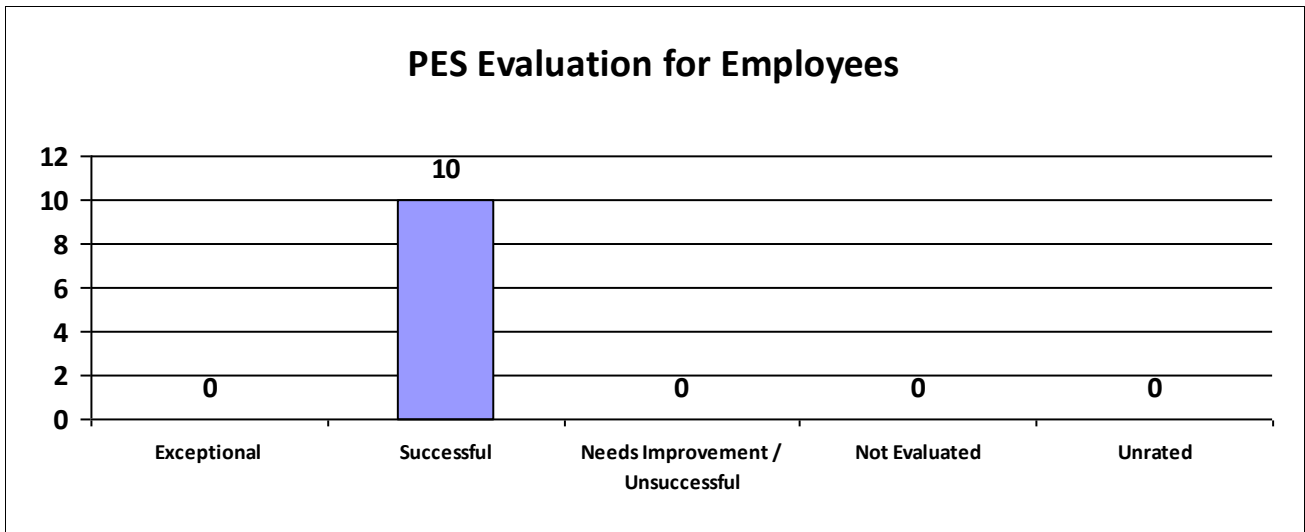
Information contained within this report reflects unaudited data provided directly to the Louisiana Department of State Civil Service by each state agency. Inconsistencies found throughout the report may be attributed to personnel changes not properly reflected in the agency's human resources information system during the performance evaluation period.



**State of Louisiana**  
**STATE CIVIL SERVICE**  
*PES Annual Report - Fiscal Year 2022-2023*

**Agency: Fifth La Levee District**

Performance Year 07/01/2022 - 06/30/2023	Total # of Employees	Total %
Number of employees that were rated	10	100%
Number of employees that were unrated	0	0%



Information contained within this report reflects unaudited data provided directly to the Louisiana Department of State Civil Service by each state agency. Inconsistencies found throughout the report may be attributed to personnel changes not properly reflected in the agency's human resources information system during the performance evaluation period.



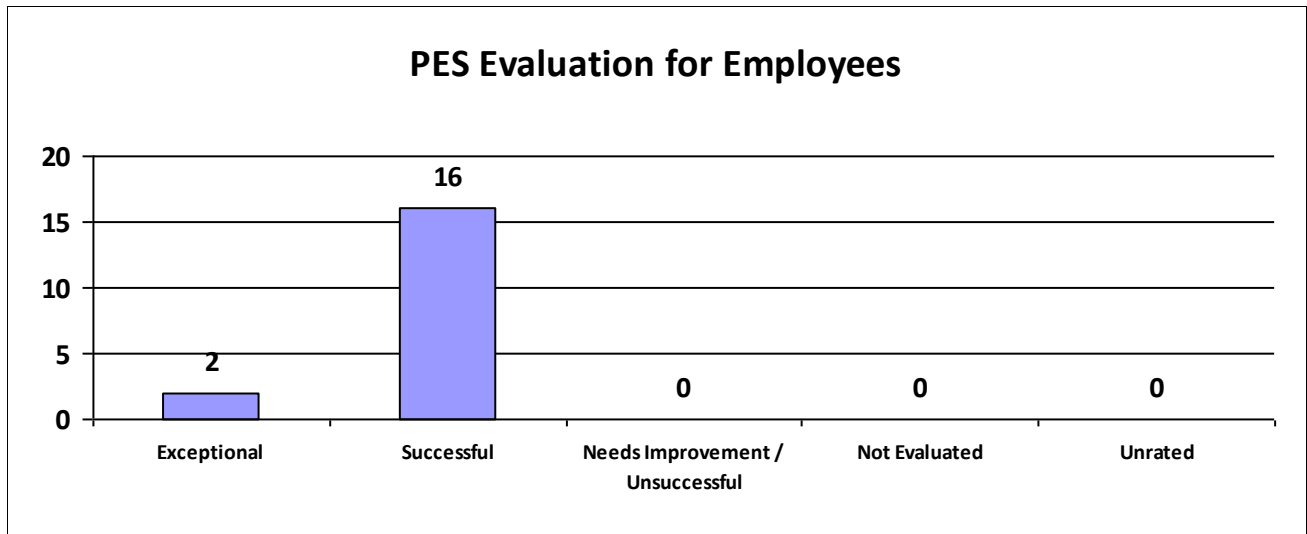
State of Louisiana

STATE CIVIL SERVICE

PES Annual Report - Fiscal Year 2022-2023

Agency: Greater BR Port Commission

Performance Year 07/01/2022 - 06/30/2023	Total # of Employees	Total %
Number of employees that were rated	18	100%
Number of employees that were unrated	0	0%



Information contained within this report reflects unaudited data provided directly to the Louisiana Department of State Civil Service by each state agency. Inconsistencies found throughout the report may be attributed to personnel changes not properly reflected in the agency's human resources information system during the performance evaluation period.



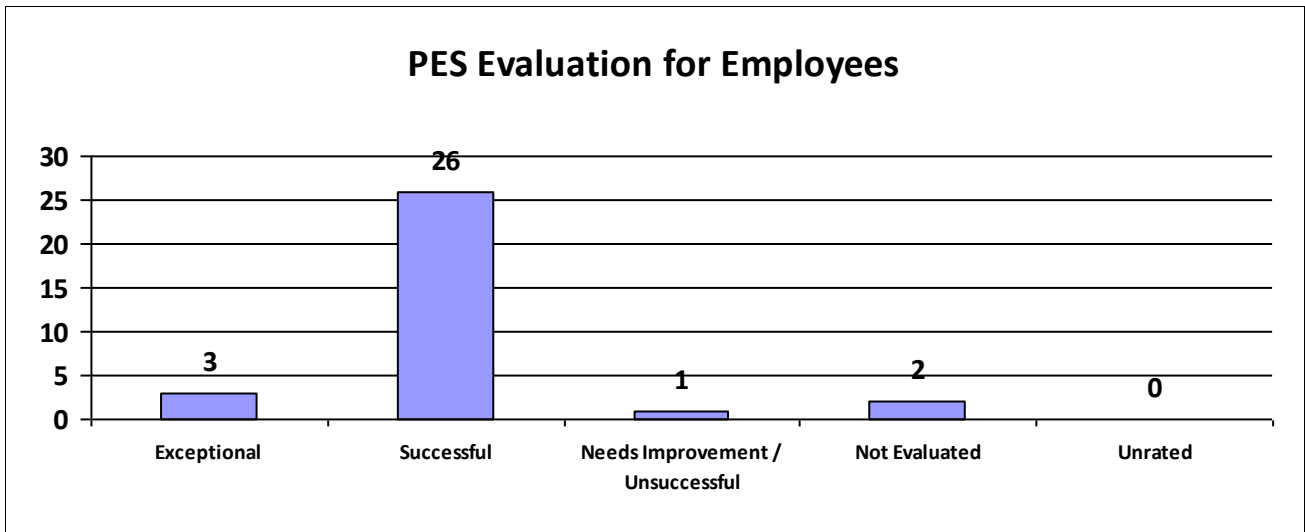
State of Louisiana

STATE CIVIL SERVICE

PES Annual Report - Fiscal Year 2022-2023

Agency: Lafourche Basin Levee District

Performance Year 07/01/2022 - 06/30/2023	Total # of Employees	Total %
Number of employees that were rated	32	100%
Number of employees that were unrated	0	0%



Information contained within this report reflects unaudited data provided directly to the Louisiana Department of State Civil Service by each state agency. Inconsistencies found throughout the report may be attributed to personnel changes not properly reflected in the agency's human resources information system during the performance evaluation period.





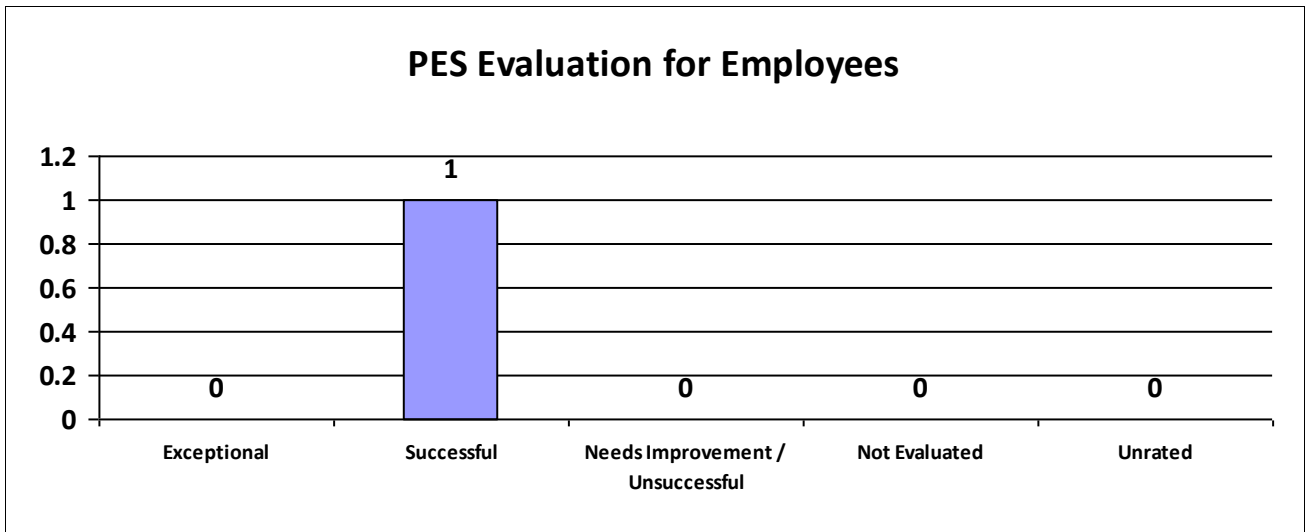
State of Louisiana

STATE CIVIL SERVICE

PES Annual Report - Fiscal Year 2022-2023

Agency: Lake Borgne Basin Levee District

Performance Year 07/01/2022 - 06/30/2023	Total # of Employees	Total %
Number of employees that were rated	1	100%
Number of employees that were unrated	0	0%



Information contained within this report reflects unaudited data provided directly to the Louisiana Department of State Civil Service by each state agency. Inconsistencies found throughout the report may be attributed to personnel changes not properly reflected in the agency's human resources information system during the performance evaluation period.



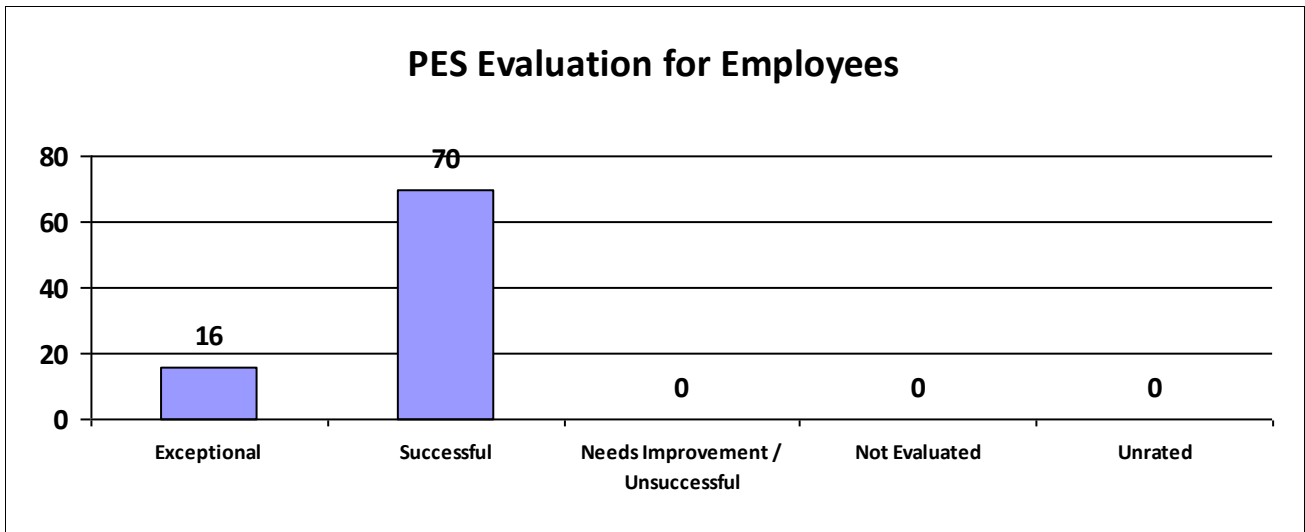
State of Louisiana

STATE CIVIL SERVICE

PES Annual Report - Fiscal Year 2022-2023

Agency: Lake Charles Harbor & Term District

Performance Year 07/01/2022 - 06/30/2023	Total # of Employees	Total %
Number of employees that were rated	86	100%
Number of employees that were unrated	0	0%



Information contained within this report reflects unaudited data provided directly to the Louisiana Department of State Civil Service by each state agency. Inconsistencies found throughout the report may be attributed to personnel changes not properly reflected in the agency's human resources information system during the performance evaluation period.



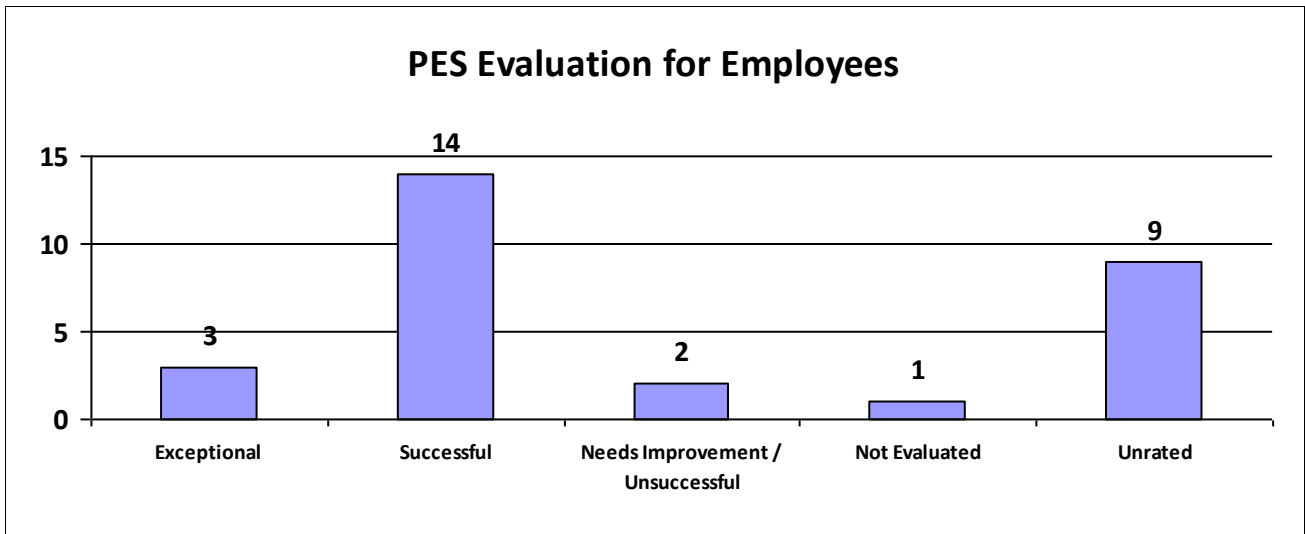
State of Louisiana

STATE CIVIL SERVICE

PES Annual Report - Fiscal Year 2022-2023

Agency: Lakefront Management Authority

Performance Year 07/01/2022 - 06/30/2023	Total # of Employees	Total %
Number of employees that were rated	20	100%
Number of employees that were unrated	9	45%



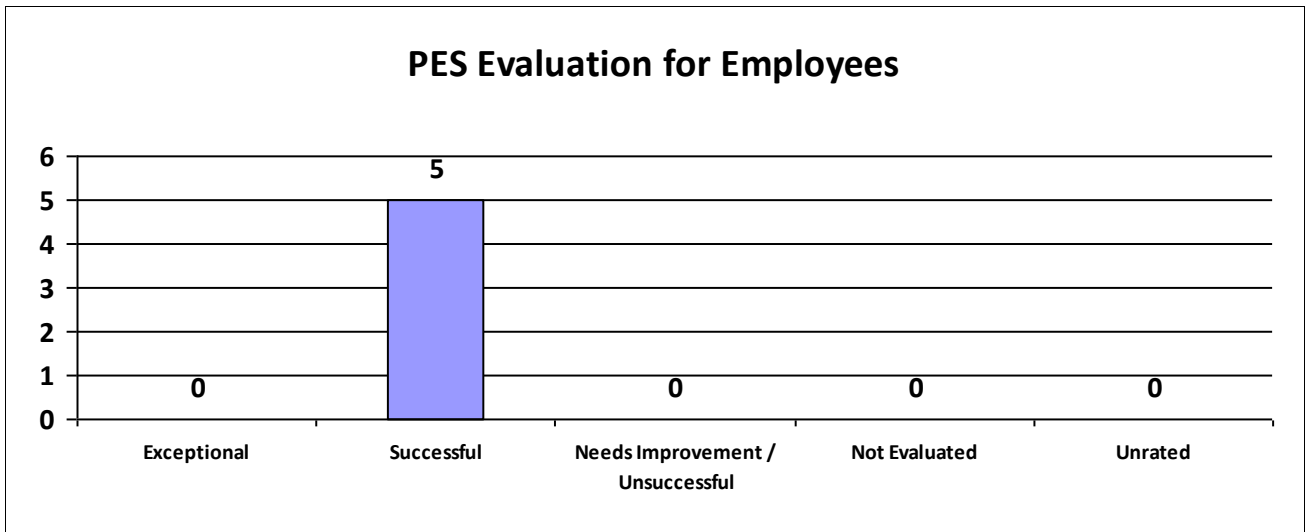
Information contained within this report reflects unaudited data provided directly to the Louisiana Department of State Civil Service by each state agency. Inconsistencies found throughout the report may be attributed to personnel changes not properly reflected in the agency's human resources information system during the performance evaluation period.



**State of Louisiana**  
**STATE CIVIL SERVICE**  
*PES Annual Report - Fiscal Year 2022-2023*

**Agency: Natchitoches Levee & Drainage**

Performance Year 07/01/2022 - 06/30/2023	Total # of Employees	Total %
Number of employees that were rated	5	100%
Number of employees that were unrated	0	0%



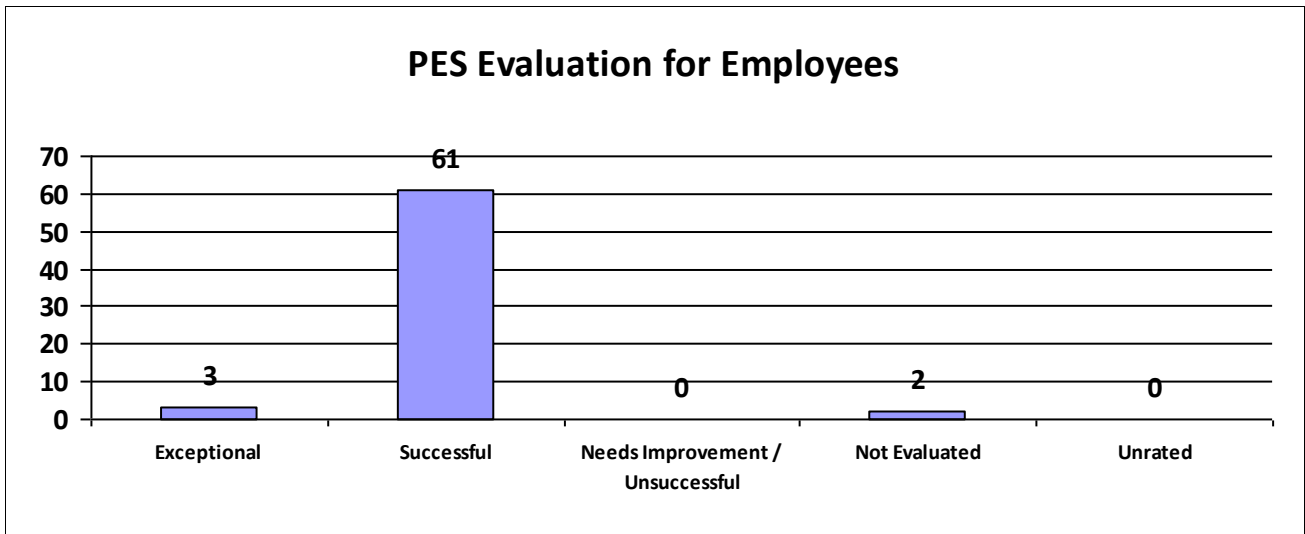
Information contained within this report reflects unaudited data provided directly to the Louisiana Department of State Civil Service by each state agency. Inconsistencies found throughout the report may be attributed to personnel changes not properly reflected in the agency's human resources information system during the performance evaluation period.



**State of Louisiana**  
**STATE CIVIL SERVICE**  
*PES Annual Report - Fiscal Year 2022-2023*

**Agency: Orleans Levee District**

Performance Year 07/01/2022 - 06/30/2023	Total # of Employees	Total %
Number of employees that were rated	66	100%
Number of employees that were unrated	0	0%



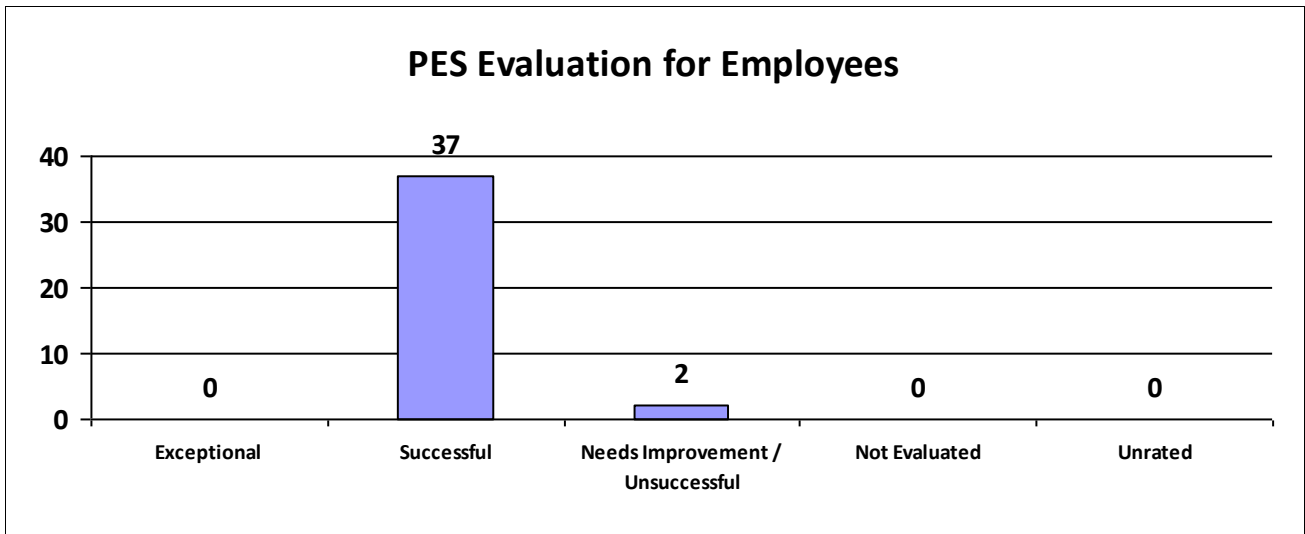
Information contained within this report reflects unaudited data provided directly to the Louisiana Department of State Civil Service by each state agency. Inconsistencies found throughout the report may be attributed to personnel changes not properly reflected in the agency's human resources information system during the performance evaluation period.



**State of Louisiana**  
**STATE CIVIL SERVICE**  
*PES Annual Report - Fiscal Year 2022-2023*

**Agency: Pontchartrain Levee District**

Performance Year 07/01/2022 - 06/30/2023	Total # of Employees	Total %
Number of employees that were rated	39	100%
Number of employees that were unrated	0	0%



Information contained within this report reflects unaudited data provided directly to the Louisiana Department of State Civil Service by each state agency. Inconsistencies found throughout the report may be attributed to personnel changes not properly reflected in the agency's human resources information system during the performance evaluation period.



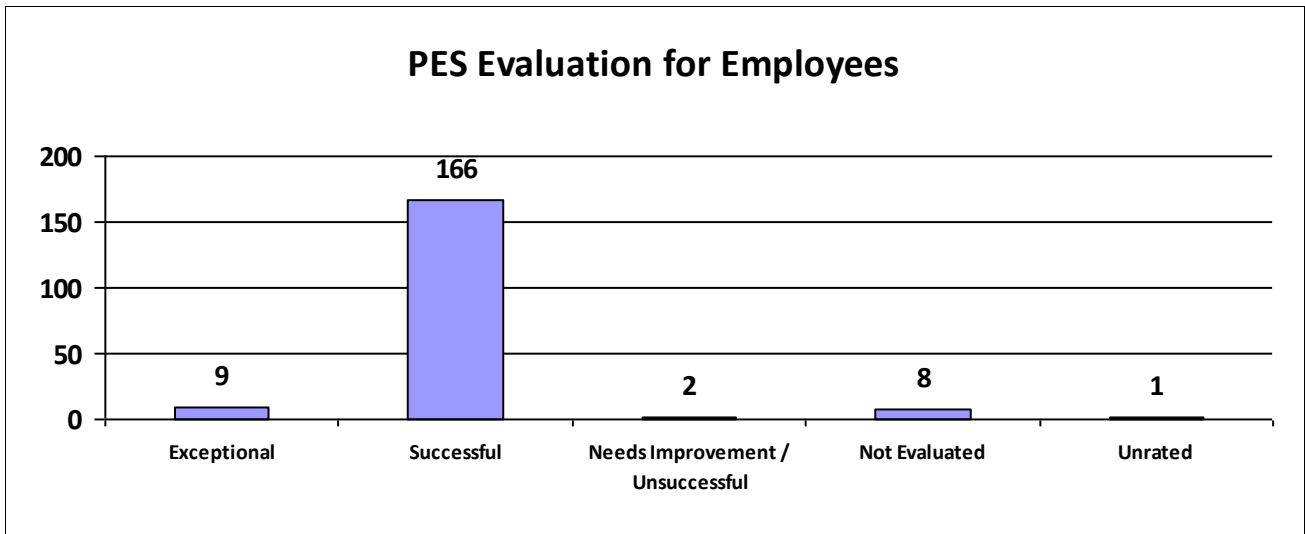
State of Louisiana

STATE CIVIL SERVICE

PES Annual Report - Fiscal Year 2022-2023

Agency: Port of New Orleans Port Commission

Performance Year 07/01/2022 - 06/30/2023	Total # of Employees	Total %
Number of employees that were rated	185	100%
Number of employees that were unrated	1	1%



Information contained within this report reflects unaudited data provided directly to the Louisiana Department of State Civil Service by each state agency. Inconsistencies found throughout the report may be attributed to personnel changes not properly reflected in the agency's human resources information system during the performance evaluation period.



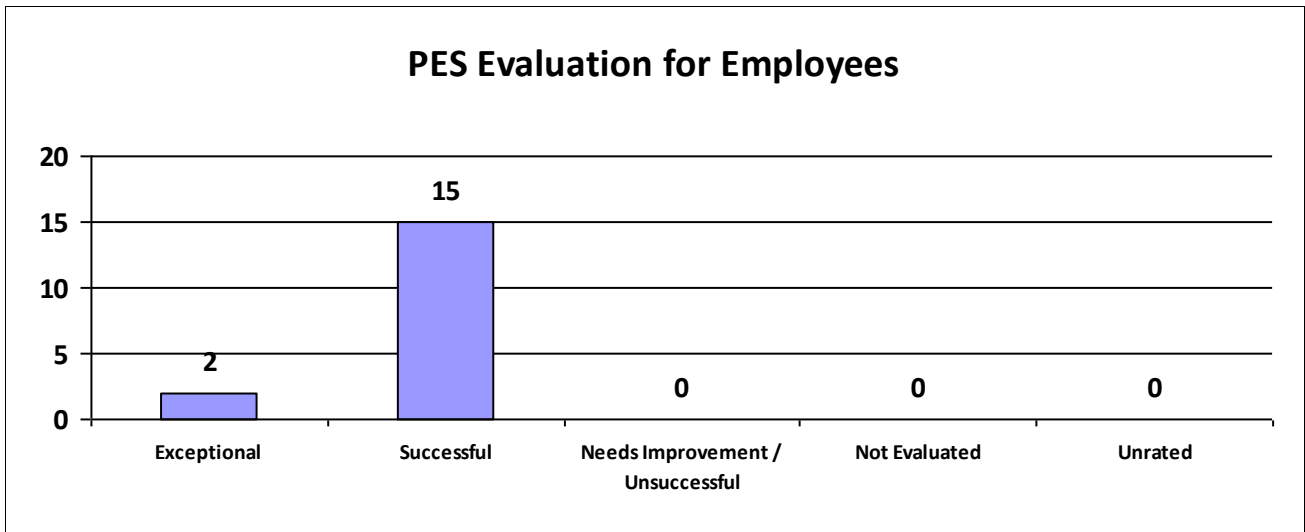
State of Louisiana

STATE CIVIL SERVICE

PES Annual Report - Fiscal Year 2022-2023

Agency: Red River/Atchaf/Bayou Boeuf

Performance Year 07/01/2022 - 06/30/2023	Total # of Employees	Total %
Number of employees that were rated	17	100%
Number of employees that were unrated	0	0%



Information contained within this report reflects unaudited data provided directly to the Louisiana Department of State Civil Service by each state agency. Inconsistencies found throughout the report may be attributed to personnel changes not properly reflected in the agency's human resources information system during the performance evaluation period.

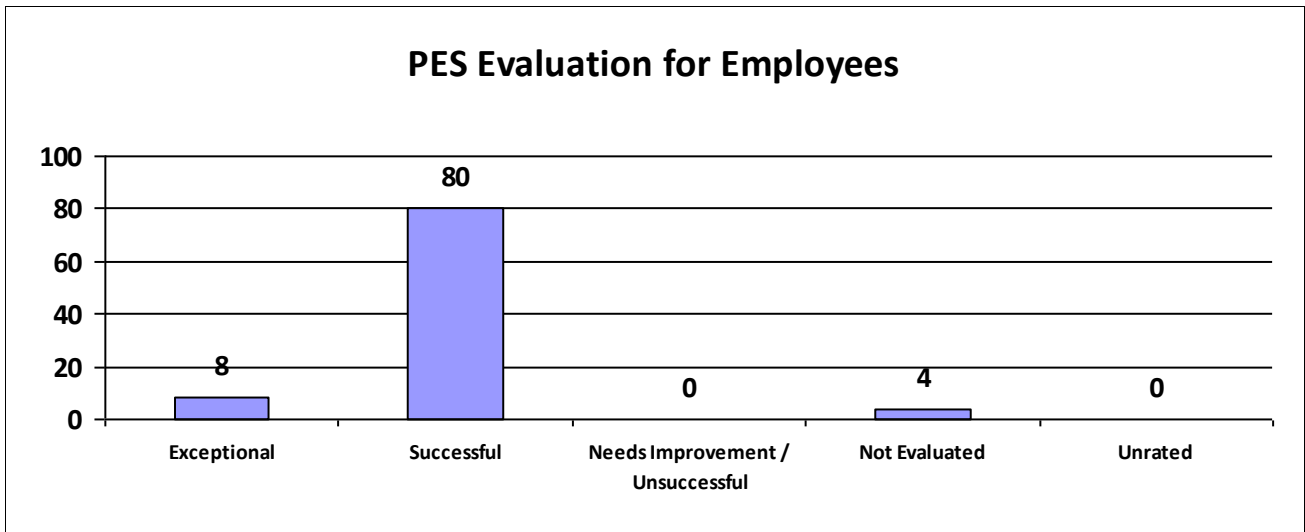




**State of Louisiana**  
**STATE CIVIL SERVICE**  
*PES Annual Report - Fiscal Year 2022-2023*

**Agency: SE LA Flood Protect Auth-East**

Performance Year 07/01/2022 - 06/30/2023	Total # of Employees	Total %
Number of employees that were rated	92	100%
Number of employees that were unrated	0	0%



Information contained within this report reflects unaudited data provided directly to the Louisiana Department of State Civil Service by each state agency. Inconsistencies found throughout the report may be attributed to personnel changes not properly reflected in the agency's human resources information system during the performance evaluation period.



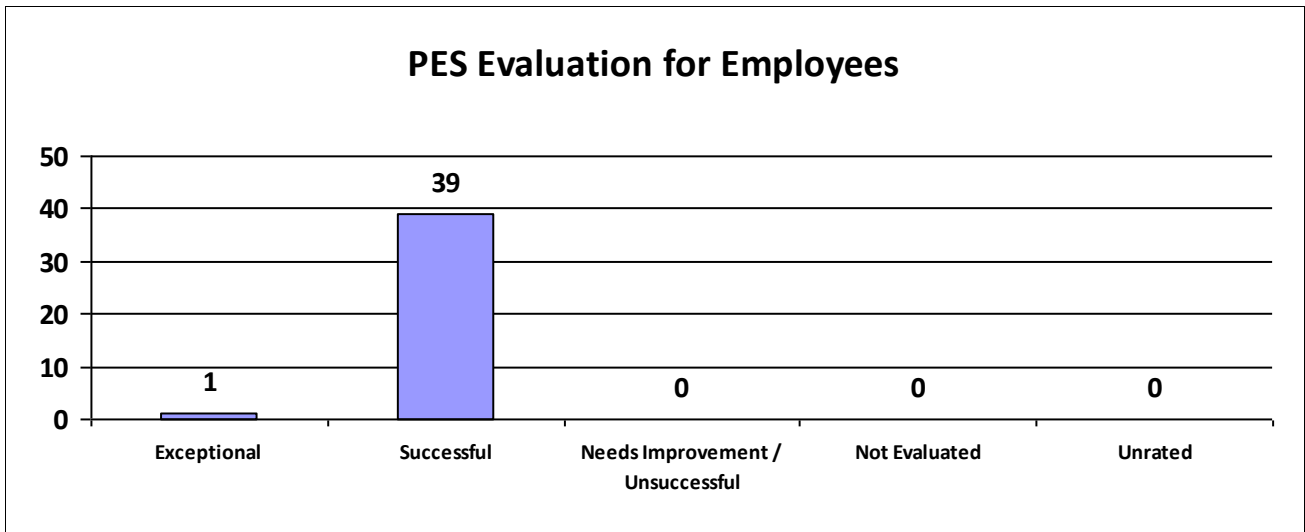
State of Louisiana

STATE CIVIL SERVICE

PES Annual Report - Fiscal Year 2022-2023

Agency: SE LA Flood Protect Auth-West

Performance Year 07/01/2022 - 06/30/2023	Total # of Employees	Total %
Number of employees that were rated	40	100%
Number of employees that were unrated	0	0%



Information contained within this report reflects unaudited data provided directly to the Louisiana Department of State Civil Service by each state agency. Inconsistencies found throughout the report may be attributed to personnel changes not properly reflected in the agency's human resources information system during the performance evaluation period.



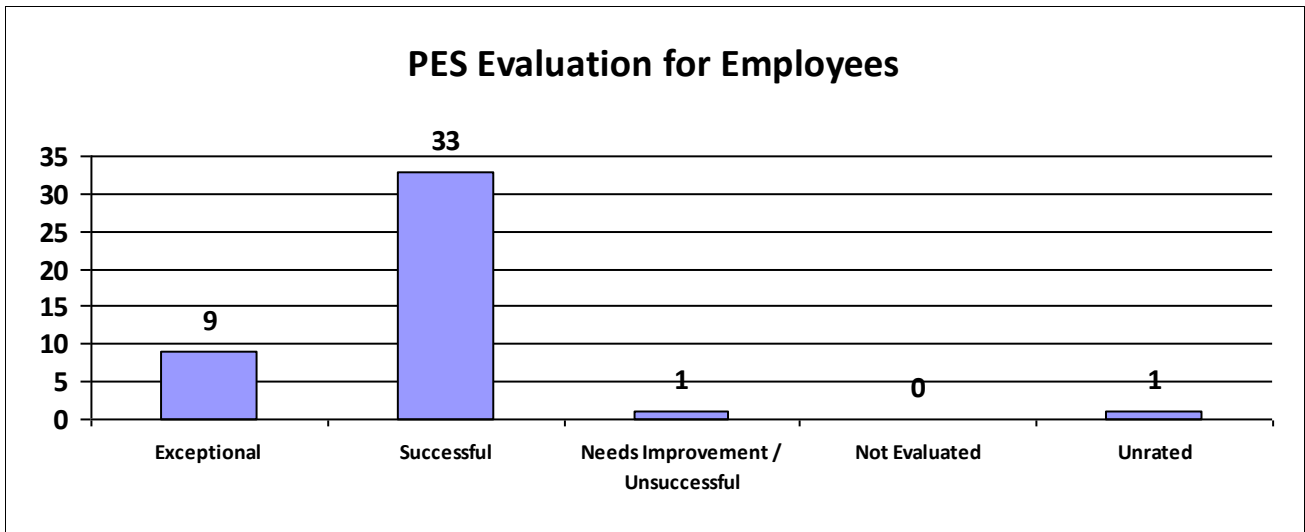
State of Louisiana

STATE CIVIL SERVICE

PES Annual Report - Fiscal Year 2022-2023

Agency: South Louisiana Port Commission

Performance Year 07/01/2022 - 06/30/2023	Total # of Employees	Total %
Number of employees that were rated	43	100%
Number of employees that were unrated	1	2%



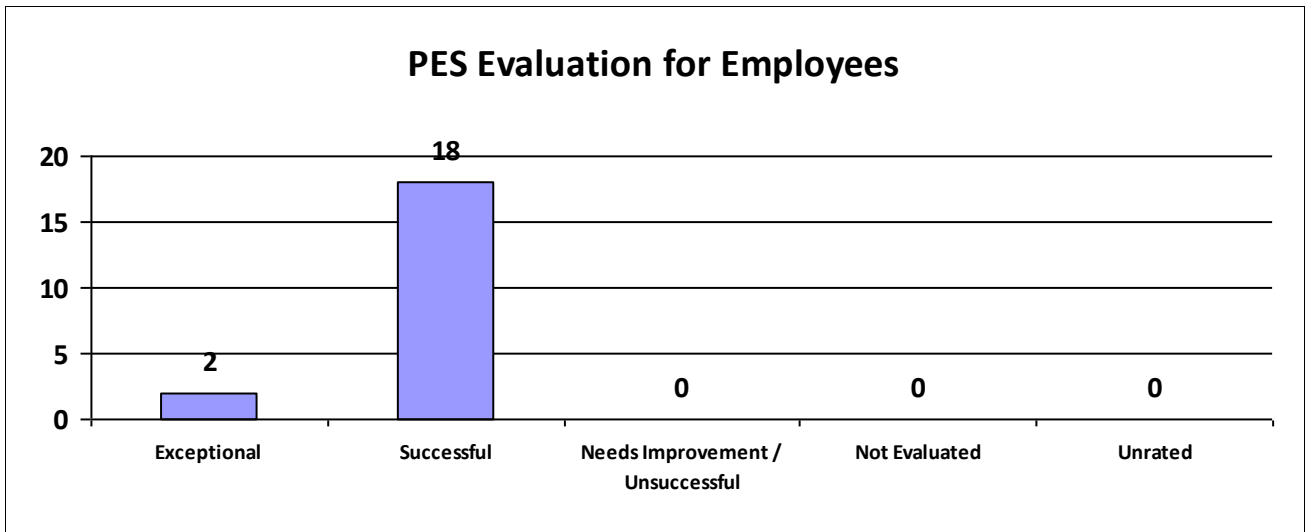
Information contained within this report reflects unaudited data provided directly to the Louisiana Department of State Civil Service by each state agency. Inconsistencies found throughout the report may be attributed to personnel changes not properly reflected in the agency's human resources information system during the performance evaluation period.



**State of Louisiana**  
**STATE CIVIL SERVICE**  
*PES Annual Report - Fiscal Year 2022-2023*

**Agency: Tensas Basin Levee District**

Performance Year 07/01/2022 - 06/30/2023	Total # of Employees	Total %
Number of employees that were rated	20	100%
Number of employees that were unrated	0	0%



Information contained within this report reflects unaudited data provided directly to the Louisiana Department of State Civil Service by each state agency. Inconsistencies found throughout the report may be attributed to personnel changes not properly reflected in the agency's human resources information system during the performance evaluation period.



State of Louisiana

STATE CIVIL SERVICE

*PES Annual Report - Fiscal Year 2022-2023*

**Major Department: PUBLIC SERVICE COMMISSION**

<b>Performance Year 07/01/2022 - 06/30/2023</b>	<b>Total # of Employees</b>	<b>Total %</b>
Number of employees that were rated	56	100%
Number of employees that were unrated	0	0%
Number of employees that were rated Exceptional	29	52%
Number of employees that were rated Successful	26	46.43%
Number of employees that were rated Needs Improvement / Unsuccessful	1	2%
Number of employees that were rated Not Evaluated	0	0%
Number of employees that were rated Unrated	0	0%

Information contained within this report reflects unaudited data provided directly to the Louisiana Department of State Civil Service by each state agency. Inconsistencies found throughout the report may be attributed to personnel changes not properly reflected in the agency's human resources information system during the performance evaluation period.



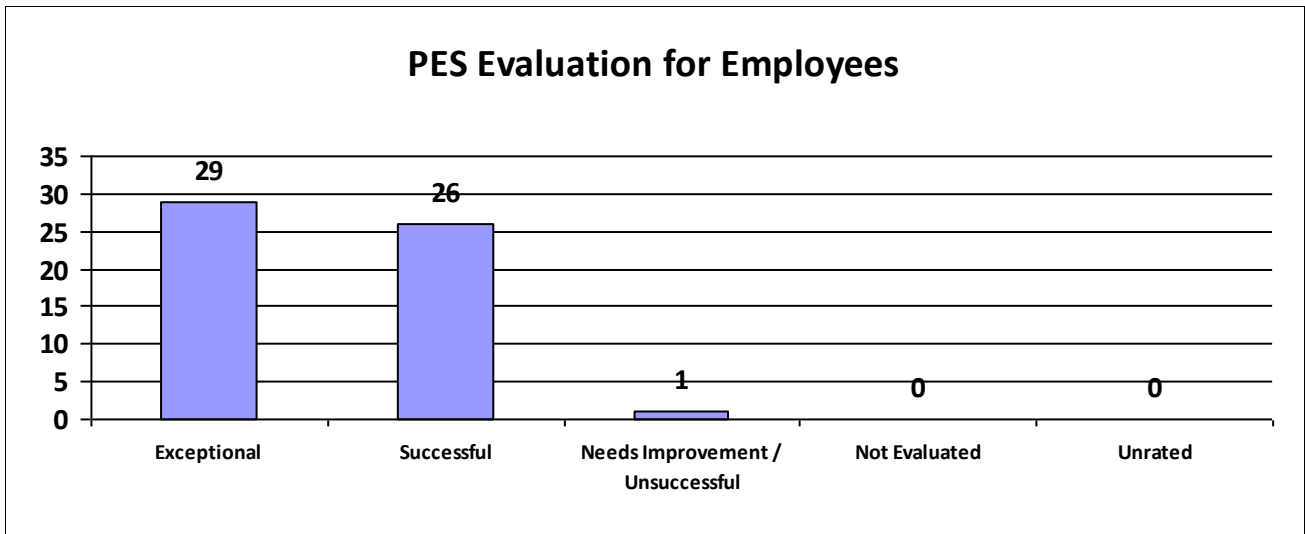
State of Louisiana

STATE CIVIL SERVICE

PES Annual Report - Fiscal Year 2022-2023

Agency: PSC-Public Service Commission

Performance Year 07/01/2022 - 06/30/2023	Total # of Employees	Total %
Number of employees that were rated	56	100%
Number of employees that were unrated	0	0%



Information contained within this report reflects unaudited data provided directly to the Louisiana Department of State Civil Service by each state agency. Inconsistencies found throughout the report may be attributed to personnel changes not properly reflected in the agency's human resources information system during the performance evaluation period.



State of Louisiana

STATE CIVIL SERVICE

*PES Annual Report - Fiscal Year 2022-2023*

**Major Department: RETIREMENT SYSTEMS**

<b>Performance Year 07/01/2022 - 06/30/2023</b>	<b>Total # of Employees</b>	<b>Total %</b>
Number of employees that were rated	251	100%
Number of employees that were unrated	0	0%
Number of employees that were rated Exceptional	72	29%
Number of employees that were rated Successful	171	68.13%
Number of employees that were rated Needs Improvement / Unsuccessful	1	0%
Number of employees that were rated Not Evaluated	7	2.79%
Number of employees that were rated Unrated	0	0%

Information contained within this report reflects unaudited data provided directly to the Louisiana Department of State Civil Service by each state agency. Inconsistencies found throughout the report may be attributed to personnel changes not properly reflected in the agency's human resources information system during the performance evaluation period.



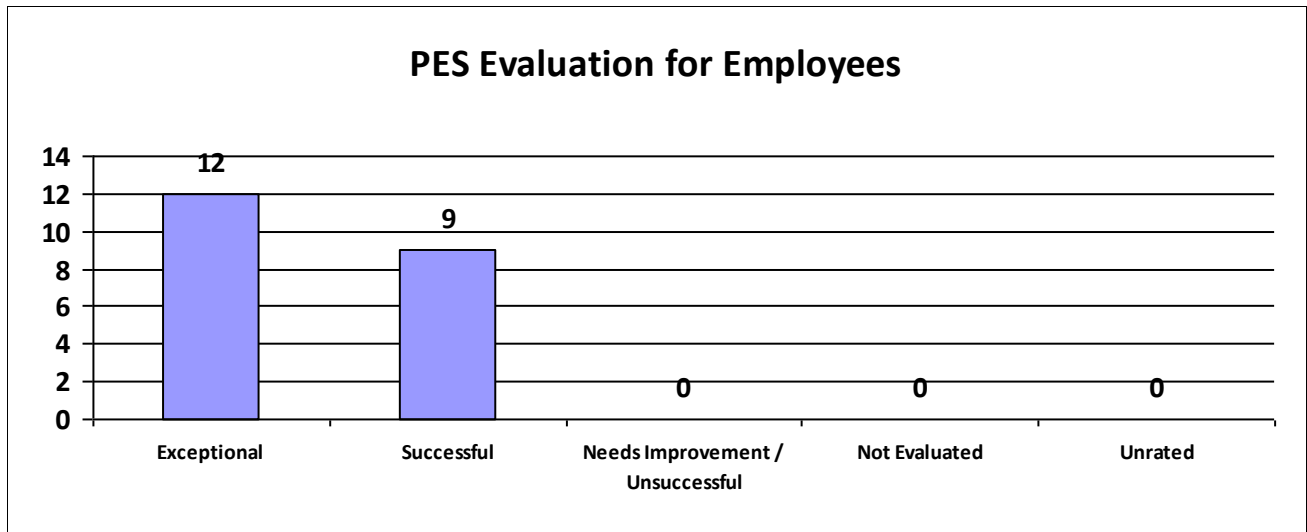
State of Louisiana

STATE CIVIL SERVICE

PES Annual Report - Fiscal Year 2022-2023

Agency: La School Emp Retirement Sys

Performance Year 07/01/2022 - 06/30/2023	Total # of Employees	Total %
Number of employees that were rated	21	100%
Number of employees that were unrated	0	0%



Information contained within this report reflects unaudited data provided directly to the Louisiana Department of State Civil Service by each state agency. Inconsistencies found throughout the report may be attributed to personnel changes not properly reflected in the agency's human resources information system during the performance evaluation period.





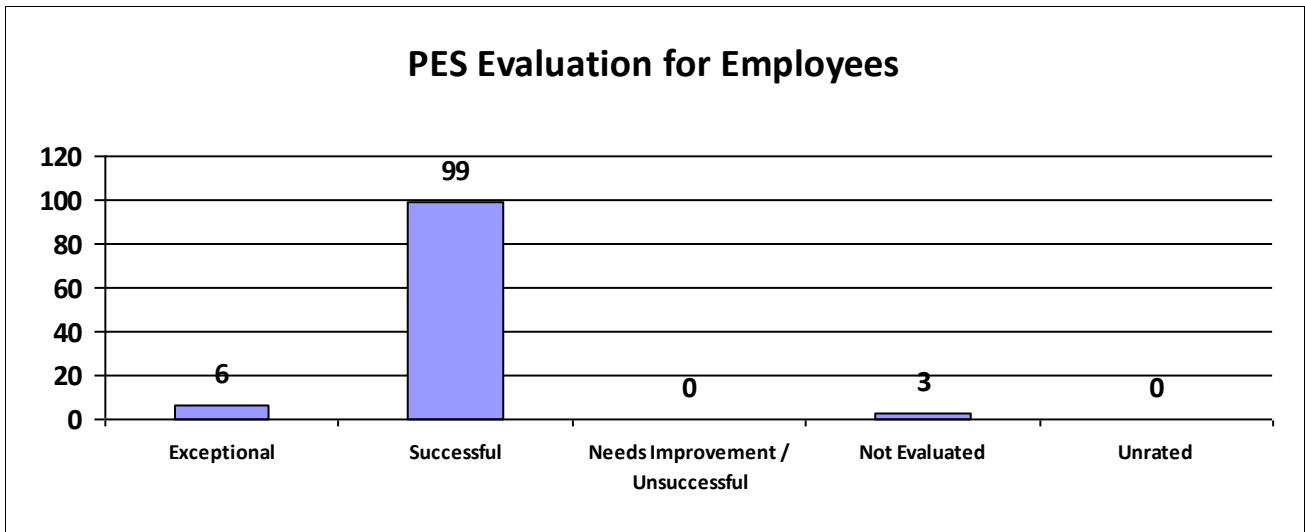
State of Louisiana

STATE CIVIL SERVICE

PES Annual Report - Fiscal Year 2022-2023

Agency: La St Emp Retirement System

Performance Year 07/01/2022 - 06/30/2023	Total # of Employees	Total %
Number of employees that were rated	108	100%
Number of employees that were unrated	0	0%



Information contained within this report reflects unaudited data provided directly to the Louisiana Department of State Civil Service by each state agency. Inconsistencies found throughout the report may be attributed to personnel changes not properly reflected in the agency's human resources information system during the performance evaluation period.




State of Louisiana

STATE CIVIL SERVICE

PES Annual Report - Fiscal Year 2022-2023

Agency: State Police Retirement System

Performance Year 07/01/2022 - 06/30/2023	Total # of Employees	Total %
Number of employees that were rated	3	100%
Number of employees that were unrated	0	0%



Information contained within this report reflects unaudited data provided directly to the Louisiana Department of State Civil Service by each state agency. Inconsistencies found throughout the report may be attributed to personnel changes not properly reflected in the agency's human resources information system during the performance evaluation period.



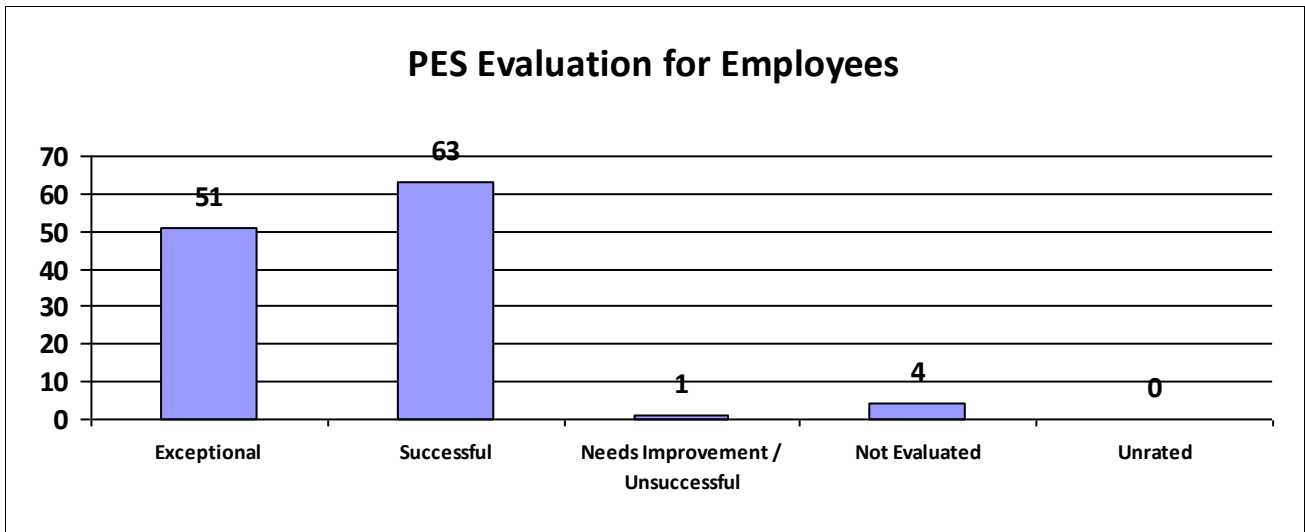
State of Louisiana

STATE CIVIL SERVICE

PES Annual Report - Fiscal Year 2022-2023

Agency: Teachers Retirement System La

Performance Year 07/01/2022 - 06/30/2023	Total # of Employees	Total %
Number of employees that were rated	119	100%
Number of employees that were unrated	0	0%



Information contained within this report reflects unaudited data provided directly to the Louisiana Department of State Civil Service by each state agency. Inconsistencies found throughout the report may be attributed to personnel changes not properly reflected in the agency's human resources information system during the performance evaluation period.



State of Louisiana

STATE CIVIL SERVICE

*PES Annual Report - Fiscal Year 2022-2023*

**Major Department: SECRETARY OF STATE**

<b>Performance Year 07/01/2022 - 06/30/2023</b>	<b>Total # of Employees</b>	<b>Total %</b>
Number of employees that were rated	341	100%
Number of employees that were unrated	7	2.05%
Number of employees that were rated Exceptional	81	24%
Number of employees that were rated Successful	260	76.25%
Number of employees that were rated Needs Improvement / Unsuccessful	0	0%
Number of employees that were rated Not Evaluated	0	0%
Number of employees that were rated Unrated	7	2%

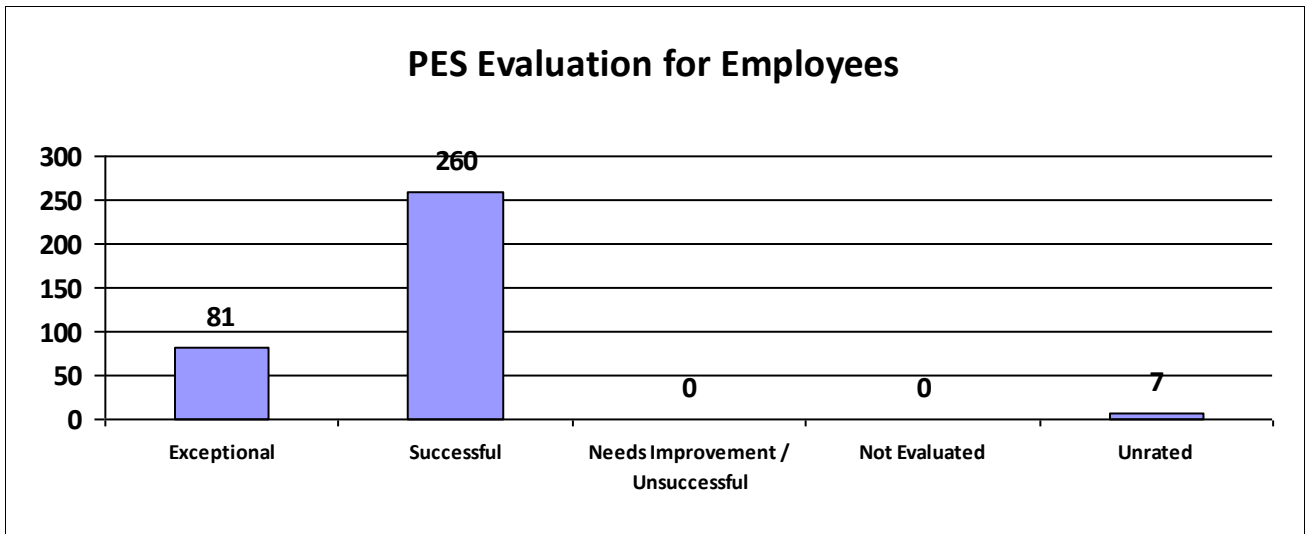
Information contained within this report reflects unaudited data provided directly to the Louisiana Department of State Civil Service by each state agency. Inconsistencies found throughout the report may be attributed to personnel changes not properly reflected in the agency's human resources information system during the performance evaluation period.



**State of Louisiana**  
**STATE CIVIL SERVICE**  
*PES Annual Report - Fiscal Year 2022-2023*

**Agency: DOS-Secretary of State**

Performance Year 07/01/2022 - 06/30/2023	Total # of Employees	Total %
Number of employees that were rated	341	100%
Number of employees that were unrated	7	2%



Information contained within this report reflects unaudited data provided directly to the Louisiana Department of State Civil Service by each state agency. Inconsistencies found throughout the report may be attributed to personnel changes not properly reflected in the agency's human resources information system during the performance evaluation period.



**State of Louisiana**

**STATE CIVIL SERVICE**

*PES Annual Report - Fiscal Year 2022-2023*

**Major Department: VETERANS AFFAIRS**

<b>Performance Year 07/01/2022 - 06/30/2023</b>	<b>Total # of Employees</b>	<b>Total %</b>
Number of employees that were rated	630	100%
Number of employees that were unrated	0	0%
Number of employees that were rated Exceptional	263	42%
Number of employees that were rated Successful	318	50.48%
Number of employees that were rated Needs Improvement / Unsuccessful	8	1%
Number of employees that were rated Not Evaluated	41	6.51%
Number of employees that were rated Unrated	0	0%

Information contained within this report reflects unaudited data provided directly to the Louisiana Department of State Civil Service by each state agency. Inconsistencies found throughout the report may be attributed to personnel changes not properly reflected in the agency's human resources information system during the performance evaluation period.



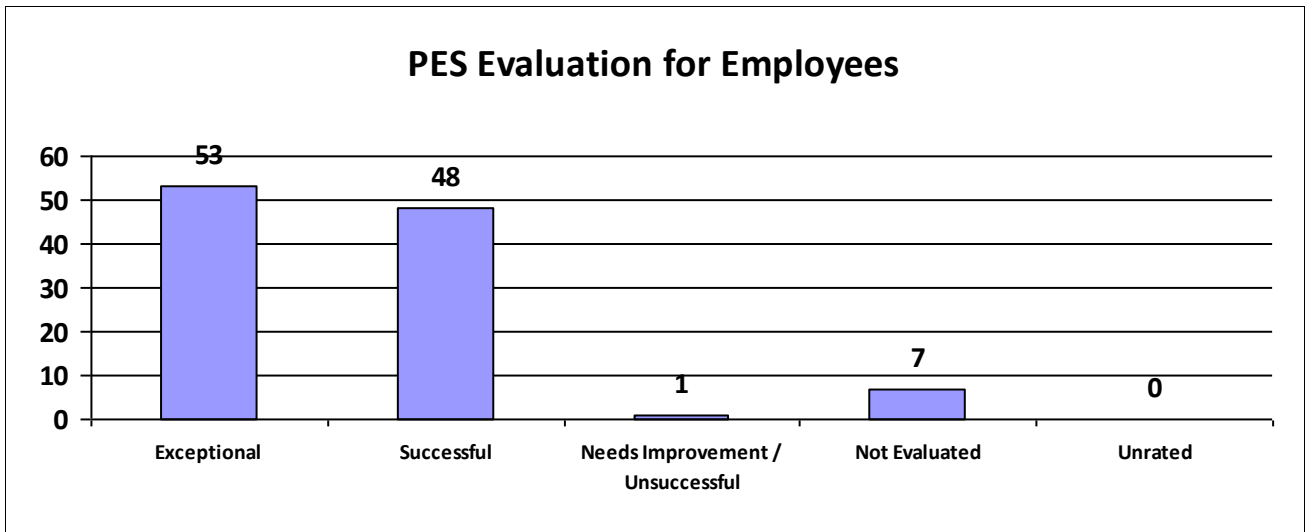
State of Louisiana

STATE CIVIL SERVICE

PES Annual Report - Fiscal Year 2022-2023

Agency: DVA-Dept of Veterans Affairs

Performance Year 07/01/2022 - 06/30/2023	Total # of Employees	Total %
Number of employees that were rated	109	100%
Number of employees that were unrated	0	0%



Information contained within this report reflects unaudited data provided directly to the Louisiana Department of State Civil Service by each state agency. Inconsistencies found throughout the report may be attributed to personnel changes not properly reflected in the agency's human resources information system during the performance evaluation period.



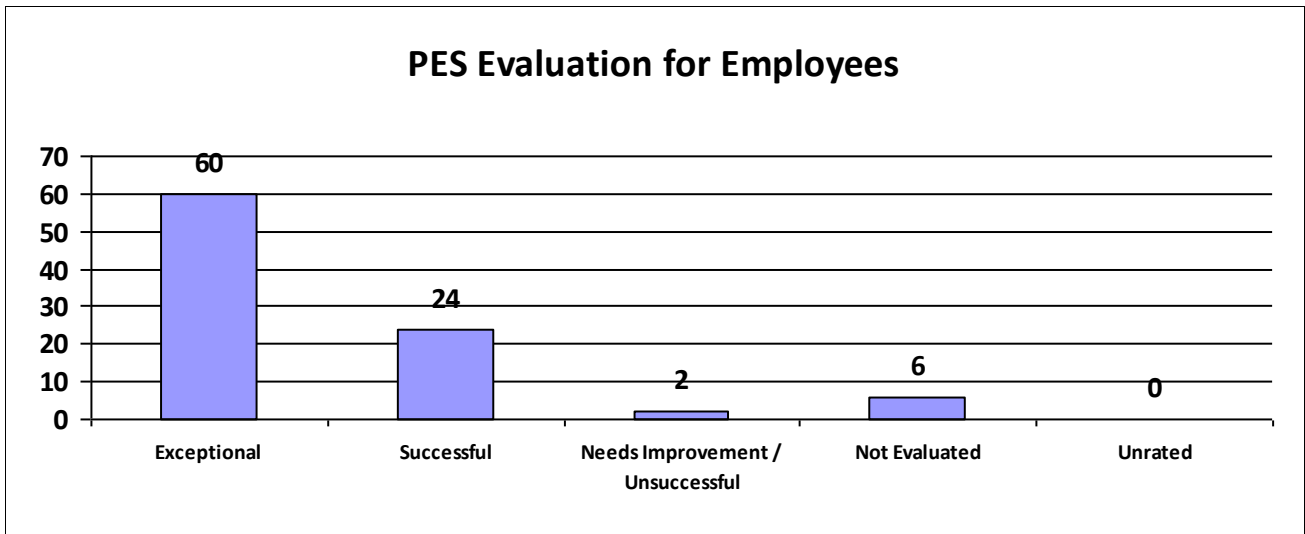
State of Louisiana

STATE CIVIL SERVICE

PES Annual Report - Fiscal Year 2022-2023

Agency: DVA-Louisiana Veterans Home

Performance Year 07/01/2022 - 06/30/2023	Total # of Employees	Total %
Number of employees that were rated	92	100%
Number of employees that were unrated	0	0%



Information contained within this report reflects unaudited data provided directly to the Louisiana Department of State Civil Service by each state agency. Inconsistencies found throughout the report may be attributed to personnel changes not properly reflected in the agency's human resources information system during the performance evaluation period.





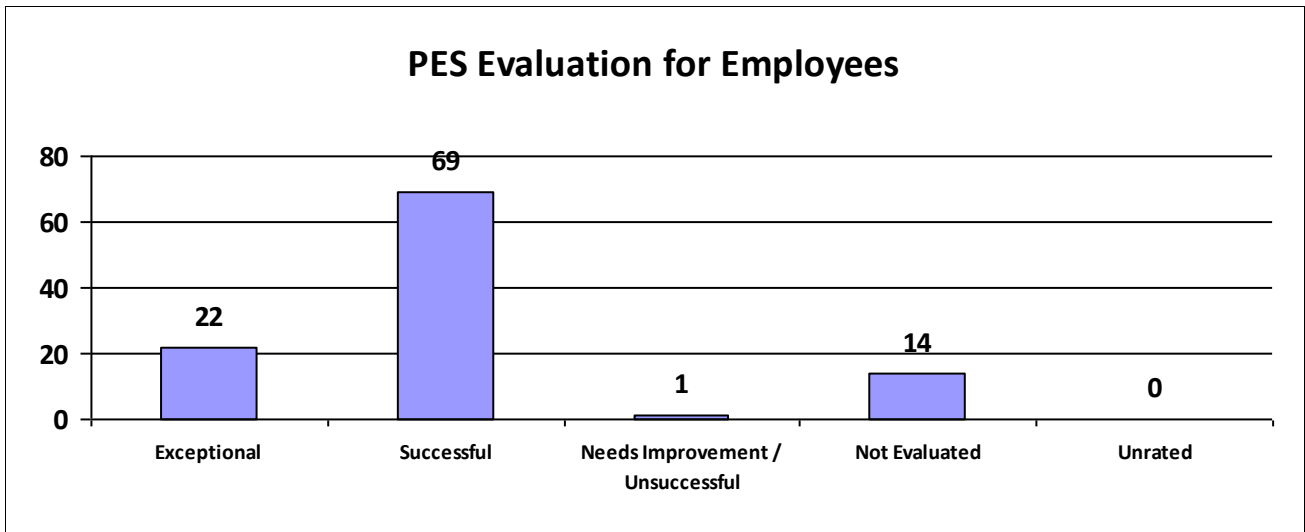
State of Louisiana

STATE CIVIL SERVICE

PES Annual Report - Fiscal Year 2022-2023

Agency: DVA-NE Louisiana Veterans Home

Performance Year 07/01/2022 - 06/30/2023	Total # of Employees	Total %
Number of employees that were rated	106	100%
Number of employees that were unrated	0	0%



Information contained within this report reflects unaudited data provided directly to the Louisiana Department of State Civil Service by each state agency. Inconsistencies found throughout the report may be attributed to personnel changes not properly reflected in the agency's human resources information system during the performance evaluation period.



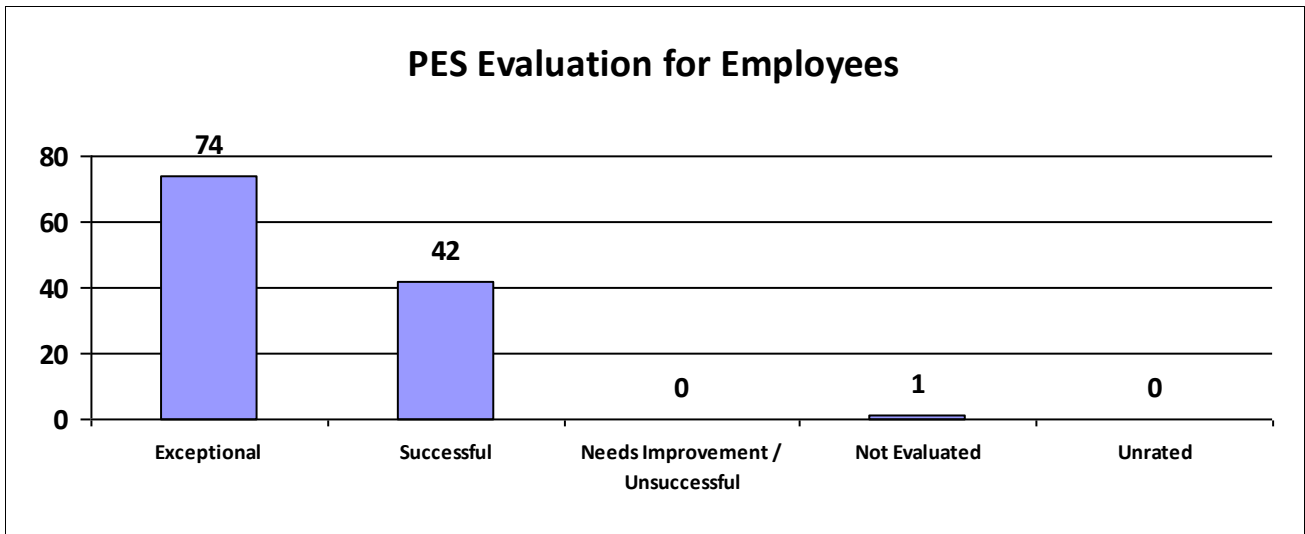
State of Louisiana

STATE CIVIL SERVICE

PES Annual Report - Fiscal Year 2022-2023

Agency: DVA-NW Louisiana Veterans Home

Performance Year 07/01/2022 - 06/30/2023	Total # of Employees	Total %
Number of employees that were rated	117	100%
Number of employees that were unrated	0	0%



Information contained within this report reflects unaudited data provided directly to the Louisiana Department of State Civil Service by each state agency. Inconsistencies found throughout the report may be attributed to personnel changes not properly reflected in the agency's human resources information system during the performance evaluation period.



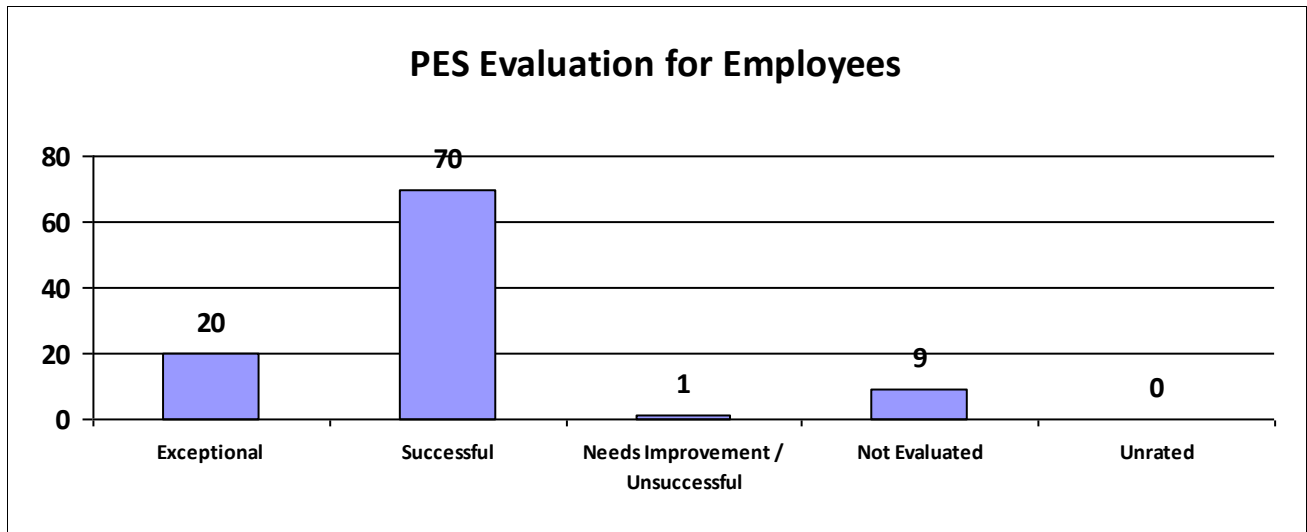
State of Louisiana

STATE CIVIL SERVICE

PES Annual Report - Fiscal Year 2022-2023

Agency: DVA-SE Louisiana Veterans Home

Performance Year 07/01/2022 - 06/30/2023	Total # of Employees	Total %
Number of employees that were rated	100	100%
Number of employees that were unrated	0	0%



Information contained within this report reflects unaudited data provided directly to the Louisiana Department of State Civil Service by each state agency. Inconsistencies found throughout the report may be attributed to personnel changes not properly reflected in the agency's human resources information system during the performance evaluation period.



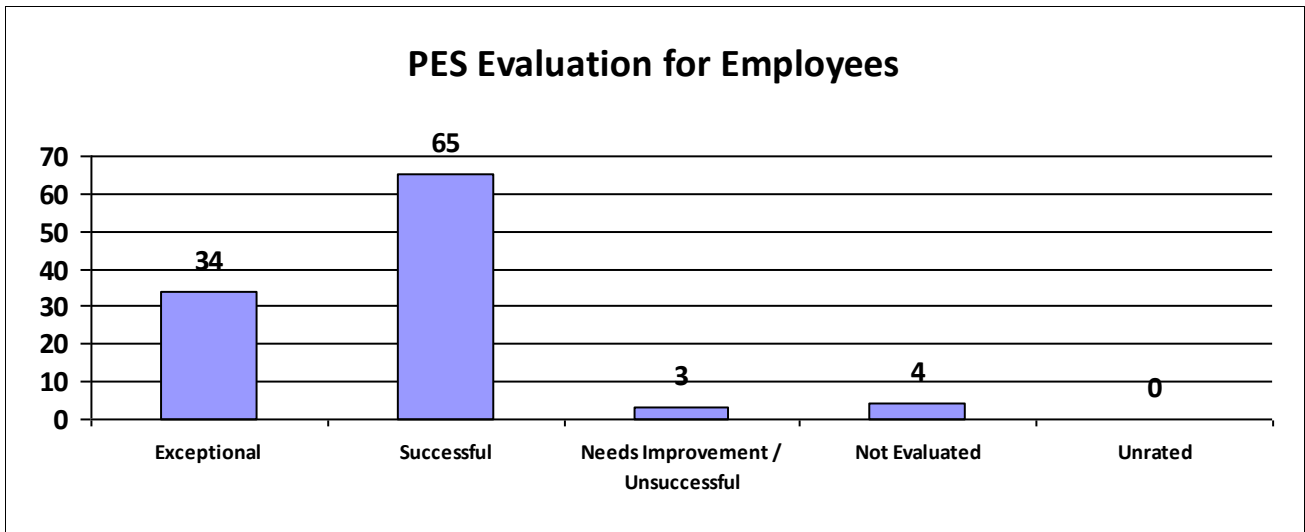
State of Louisiana

STATE CIVIL SERVICE

PES Annual Report - Fiscal Year 2022-2023

Agency: DVA-SW Louisiana Veterans Home

Performance Year 07/01/2022 - 06/30/2023	Total # of Employees	Total %
Number of employees that were rated	106	100%
Number of employees that were unrated	0	0%



Information contained within this report reflects unaudited data provided directly to the Louisiana Department of State Civil Service by each state agency. Inconsistencies found throughout the report may be attributed to personnel changes not properly reflected in the agency's human resources information system during the performance evaluation period.

## Reporting Agencies for Fiscal Year 2022-2023

Major Department	Personnel Area	Pers Area Name
CIVIL SERVICE AGENCIES	0560	CS-State Civil Service
CIVIL SERVICE AGENCIES	0561	CS-Municipal Fire Police
CIVIL SERVICE AGENCIES	0562	CS-Ethics Administration
DEPARTMENT OF AGRICULTURE AND FORESTRY	0160	DAF-Agriculture & Forestry
DEPARTMENT OF CHILDREN & FAMILY SERVICES	0360	DCFS-Off for Child/Family Srv
DEPARTMENT OF CORRECTIONS	0400	DOC-Administration
DEPARTMENT OF CORRECTIONS	0402	DOC-La State Penitentiary
DEPARTMENT OF CORRECTIONS	0405	DOC-Raymond Laborde Corr Ctr
DEPARTMENT OF CORRECTIONS	0406	DOC-La Correctional Inst Women
DEPARTMENT OF CORRECTIONS	0408	DOC-Allen Correctional Centr
DEPARTMENT OF CORRECTIONS	0409	DOC-Dixon Correctional Inst
DEPARTMENT OF CORRECTIONS	0413	DOC-Elayn Hunt Correction Ctr
DEPARTMENT OF CORRECTIONS	0414	DOC-David Wade Correction Ctr
DEPARTMENT OF CORRECTIONS	0415	DOC-Adult Probation and Parole
DEPARTMENT OF CORRECTIONS	0416	DOC-Rayburn Correctional Ctr
DEPARTMENT OF CORRECTIONS	0811	DOC-Prison Enterprises
DEPARTMENT OF ECONOMIC DEVELOPMENT	0251	DED-Off of the Secretary
DEPARTMENT OF ECONOMIC DEVELOPMENT	0252	DED-Off Of Business Developmen
DEPARTMENT OF EDUCATION	0678	DOE State Activities
DEPARTMENT OF ENVIRONMENTAL QUALITY	0856	Dept of Environmental Quality
DEPARTMENT OF INSURANCE	0165	DOI-Commissioner of Insurance
DEPARTMENT OF NATURAL RESOURCES	0431	DNR-Office of the Secretary
DEPARTMENT OF NATURAL RESOURCES	0432	DNR-Office of Conservation
DEPARTMENT OF PUBLIC SAFETY	0418	DPS-Office of Mgt and Finance
DEPARTMENT OF PUBLIC SAFETY	0419	DPS-Office of State Police
DEPARTMENT OF PUBLIC SAFETY	0420	DPS-Office of Motor Vehicles
DEPARTMENT OF PUBLIC SAFETY	0422	DPS-Off of State Fire Marshal
DEPARTMENT OF PUBLIC SAFETY	0423	DPS-La Gaming Control Board
DEPARTMENT OF PUBLIC SAFETY	0424	DPS-Liquefied Petrol Gas Comm
DEPARTMENT OF PUBLIC SAFETY	0425	DPS-La Highway Safety Comm
DEPARTMENT OF PUBLIC SAFETY	0A88	Private Security Examiners
DEPARTMENT OF PUBLIC SAFETY	0A91	Private Investigator Examiners
DEPARTMENT OF REVENUE	0440	DOR-Office of Revenue
DEPARTMENT OF REVENUE	0A41	LA Sales/Use Tax Com Rem Sells
DEPARTMENT OF TREASURY	0147	STO-State Treasurer
DEPARTMENT OF WILDLIFE AND FISHERIES	0511	WLF-Off of Mgt & Finance
DEPARTMENT OF WILDLIFE AND FISHERIES	0512	WLF-Off of Secretary
DEPARTMENT OF WILDLIFE AND FISHERIES	0513	WLF-Office of Wildlife
DEPARTMENT OF WILDLIFE AND FISHERIES	0514	WLF-Office of Fisheries
DEPT OF CULTURE, RECREATION AND TOURISM	0261	CRT-Off of the Secretary
DEPT OF CULTURE, RECREATION AND TOURISM	0262	CRT-Off of the State Library
DEPT OF CULTURE, RECREATION AND TOURISM	0263	CRT-Off of State Museum
DEPT OF CULTURE, RECREATION AND TOURISM	0264	CRT-Office of State Parks
DEPT OF CULTURE, RECREATION AND TOURISM	0265	CRT-Off of Cultural Dev

## Reporting Agencies for Fiscal Year 2022-2023

Major Department	Personnel Area	Pers Area Name
DEPT OF CULTURE, RECREATION AND TOURISM	0267	CRT-Off of Tourism
DEPT OF TRANSPORTATION AND DEVELOPMENT	0273	DOTD-Administration
DEPT OF TRANSPORTATION AND DEVELOPMENT	0276	DOTD-Engineering & Operations
DEPT OF TRANSPORTATION AND DEVELOPMENT	0A90	Bd of Reg Prof Eng & Land Surv
DEPT OF TRANSPORTATION AND DEVELOPMENT	N813	Sabine River Authority
EDUCATION - OTHER	0656	SSC - Special School District
EDUCATION - OTHER	0657	SSC-JDL La Sch Math Sci & Arts
EDUCATION - OTHER	0658	SSC-Thrive Academy
EDUCATION - OTHER	0662	SSC-La Educational TV Author
EDUCATION - OTHER	0673	SSC-N O Ctr for Creative Arts
EXECUTIVE DEPARTMENT	0102	Gov-Office of Inspector Gen
EXECUTIVE DEPARTMENT	0103	Gov-Mental Health Advocacy Ser
EXECUTIVE DEPARTMENT	0106	Gov-La Tax Commission
EXECUTIVE DEPARTMENT	0107	Gov-Div of Administration
EXECUTIVE DEPARTMENT	0109	Gov - Coast Prot & Restor Auth
EXECUTIVE DEPARTMENT	0112	Gov-Dept of Military Affairs
EXECUTIVE DEPARTMENT	0116	Gov-LA Public Defender Board
EXECUTIVE DEPARTMENT	0129	Gov-La Comm Law Enforce Adm CJ
EXECUTIVE DEPARTMENT	0133	Gov-Office of Elderly Affairs
EXECUTIVE DEPARTMENT	0254	GOV-La St Racing Commission
EXECUTIVE DEPARTMENT	0255	GOV-Office of Financial Instit
EXECUTIVE DEPARTMENT	0800	DOA-Office of Group Benefits
EXECUTIVE DEPARTMENT	0804	DOA-Office of Risk Management
EXECUTIVE DEPARTMENT	0806	DOA-La Property Assist Agency
EXECUTIVE DEPARTMENT	0807	DOA-Fed Property Assistance
EXECUTIVE DEPARTMENT	0815	DOA-Office of Technology Svcs
EXECUTIVE DEPARTMENT	0816	CS-Div of Administrative Law
EXECUTIVE DEPARTMENT	0820	DOA-Office of St Procurement
EXECUTIVE DEPARTMENT	0829	DOA-Off of Aircraft Services
EXECUTIVE DEPARTMENT	0A04	Louisiana Housing Corporation
EXECUTIVE DEPARTMENT	0A97	La Patients Compensation Fund
EXECUTIVE DEPARTMENT	0B01	Arch Examrs La St Bd /Gov
EXECUTIVE DEPARTMENT	0B07	CPAs La St Bd /Gov
EXECUTIVE DEPARTMENT	0B11	Real Est Appr Bd Cert La /Gov
EXECUTIVE DEPARTMENT	0B12	Contractor Lic Bd La St /Gov
EXECUTIVE DEPARTMENT	0B20	Real Estate Comm La /Gov
EXECUTIVE DEPARTMENT	0B27	Used Mtr Veh&Parts Comm /Gov
EXECUTIVE DEPARTMENT	0B28	Motor Vehicle Comm La /Gov
EXECUTIVE DEPARTMENT	0B83	State Board of Cosmetology
HIGHER EDUCATION	0601	LSU A & M College
HIGHER EDUCATION	0602	LSU-Alexandria
HIGHER EDUCATION	0603	University of New Orleans
HIGHER EDUCATION	0604	LSU-Health Sciences Center NO
HIGHER EDUCATION	0605	LSU-Eunice

## Reporting Agencies for Fiscal Year 2022-2023

Major Department	Personnel Area	Pers Area Name
HIGHER EDUCATION	0606	LSU-Shreveport
HIGHER EDUCATION	0607	LSU-Agriculture Center
HIGHER EDUCATION	0609	LSU-Pennington Biomedical Res
HIGHER EDUCATION	0611	LSU-Health Sciences Ctr Shreve
HIGHER EDUCATION	0612	Baton Rouge Community College
HIGHER EDUCATION	0616	SU A & M College
HIGHER EDUCATION	0617	SU New Orleans
HIGHER EDUCATION	0618	SU Shreveport
HIGHER EDUCATION	0621	Nicholls State University
HIGHER EDUCATION	0623	Grambling State University
HIGHER EDUCATION	0625	La Tech University
HIGHER EDUCATION	0627	McNeese State University
HIGHER EDUCATION	0629	University of La-Monroe
HIGHER EDUCATION	0631	Northwestern State University
HIGHER EDUCATION	0634	Southeastern La University
HIGHER EDUCATION	0640	University of La-Lafayette
HIGHER EDUCATION	0641	Delgado Community College
HIGHER EDUCATION	0643	Nunez Community College
HIGHER EDUCATION	0644	Bossier Community College
HIGHER EDUCATION	0671	HED-Board of Regents
HIGHER EDUCATION	0731	L.E.Fletcher Tech Comm College
HIGHER EDUCATION	0751	Sowela Tech Comm College
HIGHER EDUCATION	0770	Northwest Technical College
HIGHER EDUCATION	0788	Northshore Tech Comm College
HIGHER EDUCATION	0789	Central LA Tech Comm College
HIGHER EDUCATION	N645	South La Community College-NP
HIGHER EDUCATION	N646	River Parish Comm College-NP
HIGHER EDUCATION	N647	La Delta Community College-NP
HOUSING AUTHORITIES	0H01	Abbeville Housing Authority
HOUSING AUTHORITIES	0H03	Alexandria Housing Authority
HOUSING AUTHORITIES	0H04	Bogalusa Housing Authority
HOUSING AUTHORITIES	0H07	Breaux Bridge Housing Auth
HOUSING AUTHORITIES	0H08	Church Point Housing Auth
HOUSING AUTHORITIES	0H10	Caldwell Parish Housing Auth
HOUSING AUTHORITIES	0H11	Crowley Housing Authority
HOUSING AUTHORITIES	0H12	Donaldsonville Housing Auth
HOUSING AUTHORITIES	0H13	Merryville Housing Authority
HOUSING AUTHORITIES	0H15	Eunice Housing Authority
HOUSING AUTHORITIES	0H16	Dequincy Housing Authority
HOUSING AUTHORITIES	0H18	Jefferson Parish Housing Auth
HOUSING AUTHORITIES	0H19	Kaplan Housing Authority
HOUSING AUTHORITIES	0H20	Jonesboro Housing Auth
HOUSING AUTHORITIES	0H21	Jennings Housing Authority
HOUSING AUTHORITIES	0H23	Lake Charles Housing Auth

## Reporting Agencies for Fiscal Year 2022-2023

Major Department	Personnel Area	Pers Area Name
HOUSING AUTHORITIES	0H24	Mamou Housing Authority
HOUSING AUTHORITIES	0H25	Marksville Housing Auth
HOUSING AUTHORITIES	0H28	New Iberia Housing Authority
HOUSING AUTHORITIES	0H30	Oakdale Housing Authority
HOUSING AUTHORITIES	0H32	Opelousas Housing Authority
HOUSING AUTHORITIES	0H33	Patterson Housing Authority
HOUSING AUTHORITIES	0H34	Rayne Housing Authority
HOUSING AUTHORITIES	0H35	Ruston Housing Authority
HOUSING AUTHORITIES	0H36	St Martinville Housing Auth
HOUSING AUTHORITIES	0H38	Sulphur Housing Authority
HOUSING AUTHORITIES	0H39	Thibodaux Housing Authority
HOUSING AUTHORITIES	0H40	Vinton Housing Authority
HOUSING AUTHORITIES	0H41	Vernon Parish Housing Auth
HOUSING AUTHORITIES	0H42	Ville Platte Housing Auth
HOUSING AUTHORITIES	0H43	Westwego Housing Authority
HOUSING AUTHORITIES	0H44	St Landry Parish Housing Auth
HOUSING AUTHORITIES	0H45	Pineville Housing Authority
HOUSING AUTHORITIES	0H46	South Landry Housing Authority
HOUSING AUTHORITIES	0H49	Ponchatoula Housing Auth
HOUSING AUTHORITIES	0H50	Sabine Parish Housing Auth
HOUSING AUTHORITIES	0H51	Lafourche Parish Housing Auth
HOUSING AUTHORITIES	0H52	Delacambre Housing Authority
HOUSING AUTHORITIES	0H53	Independence Housing Authority
HOUSING AUTHORITIES	0H54	St John The Baptist Hse Auth
HOUSING AUTHORITIES	0H55	Lake Providence Housing Auth
HOUSING AUTHORITIES	0H56	Deridder Housing Authority
HOUSING AUTHORITIES	0H57	Rayville Housing Authority
HOUSING AUTHORITIES	0H59	St James Parish Housing Auth
HOUSING AUTHORITIES	0H61	St Charles Parish Housing Auth
HOUSING AUTHORITIES	0H63	City Of Natchitoches Hse Auth
HOUSING AUTHORITIES	0H65	Minden Housing Authority
HOUSING AUTHORITIES	0H66	Lake Arthur Housing Authority
HOUSING AUTHORITIES	0H67	Houma Housing Authority
HOUSING AUTHORITIES	0H69	Erath Housing Authority
HOUSING AUTHORITIES	0H70	White Castle Housing Authority
HOUSING AUTHORITIES	0H71	Rapides Housing Authority
HOUSING AUTHORITIES	0H72	Natchitoches Parish Hse Auth
HOUSING AUTHORITIES	0H75	Ferriday Housing Authority
HOUSING AUTHORITIES	0H77	Arcadia Housing Auth
HOUSING AUTHORITIES	0H78	East Carroll Housing Auth
HOUSING AUTHORITIES	0H80	Grambling Housing Authority
HOUSING AUTHORITIES	0H86	Haynesville Housing Authority
HOUSING AUTHORITIES	0H89	Hammond Housing Authority
HOUSING AUTHORITIES	0H91	Winnsboro Housing Authority



## Reporting Agencies for Fiscal Year 2022-2023

Major Department	Personnel Area	Pers Area Name
LOUISIANA DEPARTMENT OF HEALTH	0300	LDH-Jeff Parish Human Srv Auth
LOUISIANA DEPARTMENT OF HEALTH	0301	LDH-FI Parishes Human Srv Auth
LOUISIANA DEPARTMENT OF HEALTH	0302	LDH-Capital Area Human Svc Dst
LOUISIANA DEPARTMENT OF HEALTH	0303	LDH-Developml Disabilities Cn
LOUISIANA DEPARTMENT OF HEALTH	0305	LDH-Medical Vendor Admin
LOUISIANA DEPARTMENT OF HEALTH	0307	LDH-Office of Secretary
LOUISIANA DEPARTMENT OF HEALTH	0309	LDH-S Ctrl LA Human Ser Auth
LOUISIANA DEPARTMENT OF HEALTH	0310	LDH-NE Delta Human Svc Auth
LOUISIANA DEPARTMENT OF HEALTH	0320	LDH-Aging and Adult Services
LOUISIANA DEPARTMENT OF HEALTH	0324	LDH-LA Emergency Response Net
LOUISIANA DEPARTMENT OF HEALTH	0325	LDH-Acadiana Area Hman Svc Dst
LOUISIANA DEPARTMENT OF HEALTH	0326	LDH-Office of Public Health
LOUISIANA DEPARTMENT OF HEALTH	0330	LDH-Off of Behavioral Hlth
LOUISIANA DEPARTMENT OF HEALTH	0340	LDH-Off for Citizen w/ Dev Dis
LOUISIANA DEPARTMENT OF HEALTH	0350	LDH-OFF ON WOMEN'S & COMM HLTH
LOUISIANA DEPARTMENT OF HEALTH	0375	LDH-Imperial Calc Hum Svc Auth
LOUISIANA DEPARTMENT OF HEALTH	0376	LDH-Central LA Hum Svc Dist
LOUISIANA DEPARTMENT OF HEALTH	0377	LDH-NW LA Hum Svcs District
LOUISIANA DEPARTMENT OF HEALTH	0B13	Med Examrs La St Bd /DHH
LOUISIANA DEPARTMENT OF HEALTH	0B14	Nursing La St Bd /DHH
LOUISIANA DEPARTMENT OF HEALTH	0B15	Physical Therapy St Bd /DHH
LOUISIANA DEPARTMENT OF HEALTH	0B18	Prac Nurse Exam La St Bd /DHH
LOUISIANA DEPARTMENT OF HEALTH	0B19	Radiology La St Bd /DHH
LOUISIANA DEPARTMENT OF HEALTH	0B35	Dentistry La St Bd /DHH
LOUISIANA DEPARTMENT OF HEALTH	0B38	Lic Prof Counslrs Bd Exam /DHH
LOUISIANA DEPARTMENT OF HEALTH	0B41	Pharmacy La Bd Of /DHH
LOUISIANA DEPARTMENT OF HEALTH	0B48	Social Work Exam La Bd /DHH
LOUISIANA DEPARTMENT OF HEALTH	N304	Metropolitan Human Svc Dst
LOUISIANA HEALTH CARE SERVICES DIVISION	0308	LSU/Health Care Svc Div
LOUISIANA HEALTH CARE SERVICES DIVISION	0317	Lallie Kemp Regional Med Ctr
LOUISIANA WORKFORCE COMMISSION	0474	LWC-Workforce Support/Training
LOUISIANA WORKFORCE COMMISSION	0B16	Plumbing La St Bd /DOL
LOUISIANA WORKFORCE COMMISSION	0B46	Barber Examiners Board /DOL
OFFICE OF JUVENILE JUSTICE	0403	DYS-Off of Juvenile Justice
PORTS,LEVEE BOARDS,FRESH WATER DISTRICTS	0A76	Capitol Area Ground Water Dist
PORTS,LEVEE BOARDS,FRESH WATER DISTRICTS	0L02	Caddo Levee Dist
PORTS,LEVEE BOARDS,FRESH WATER DISTRICTS	0L03	Lafourche Basin Levee District
PORTS,LEVEE BOARDS,FRESH WATER DISTRICTS	0L05	Tensas Basin Levee Dist
PORTS,LEVEE BOARDS,FRESH WATER DISTRICTS	0L06	Fifth La Levee District
PORTS,LEVEE BOARDS,FRESH WATER DISTRICTS	0L08	Lake Borgne Basin Levee Dist
PORTS,LEVEE BOARDS,FRESH WATER DISTRICTS	0L09	Atchafalaya Basin Levee Dist
PORTS,LEVEE BOARDS,FRESH WATER DISTRICTS	0L10	Orleans Levee Dist
PORTS,LEVEE BOARDS,FRESH WATER DISTRICTS	0L13	Pontchartrain Levee Dist
PORTS,LEVEE BOARDS,FRESH WATER DISTRICTS	0L14	Red River/Atchaf/Bayou Boeuf

## Reporting Agencies for Fiscal Year 2022-2023

Major Department	Personnel Area	Pers Area Name
PORTS,LEVEE BOARDS,FRESH WATER DISTRICTS	0L21	East Jefferson Levee Dist
PORTS,LEVEE BOARDS,FRESH WATER DISTRICTS	0L26	Natchitoches Levee & Drainage
PORTS,LEVEE BOARDS,FRESH WATER DISTRICTS	0L30	SE LA Flood Protect Auth-East
PORTS,LEVEE BOARDS,FRESH WATER DISTRICTS	0L31	SE LA Flood Protect Auth-West
PORTS,LEVEE BOARDS,FRESH WATER DISTRICTS	0L34	Lakefront Management Authority
PORTS,LEVEE BOARDS,FRESH WATER DISTRICTS	0P03	Greater BR Port Comm
PORTS,LEVEE BOARDS,FRESH WATER DISTRICTS	0P17	Port of New Orleans Port Comm
PORTS,LEVEE BOARDS,FRESH WATER DISTRICTS	0P21	South Louisiana Port Comm
PORTS,LEVEE BOARDS,FRESH WATER DISTRICTS	0P26	Lake Charles Harbor &Term Dist
PUBLIC SERVICE COMMISSION	0158	PSC-Public Service Commission
RETIREMENT SYSTEMS	0571	La School Emp Retirement Sys
RETIREMENT SYSTEMS	0572	La St Emp Retirement System
RETIREMENT SYSTEMS	0573	Teachers Retirement System La
RETIREMENT SYSTEMS	0575	State Police Retirement System
SECRETARY OF STATE	0139	DOS-Secretary of State
VETERANS AFFAIRS	0130	DVA-Dept of Veterans Affairs
VETERANS AFFAIRS	0131	DVA-Louisiana Veterans Home
VETERANS AFFAIRS	0132	DVA-NE Louisiana Veterans Home
VETERANS AFFAIRS	0134	DVA-SW Louisiana Veterans Home
VETERANS AFFAIRS	0135	DVA-NW Louisiana Veterans Home
VETERANS AFFAIRS	0136	DVA-SE Louisiana Veterans Home

## Non-Reporting Agencies for Fiscal Year 2022-2023

Major Department	Personnel Area	Personnel Area Code	Classified Employee Count
------------------	----------------	---------------------	---------------------------